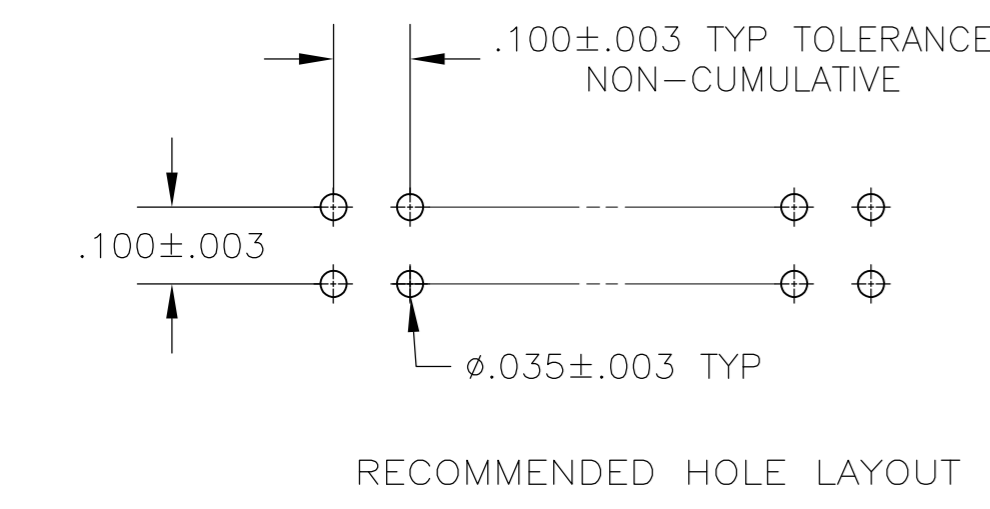
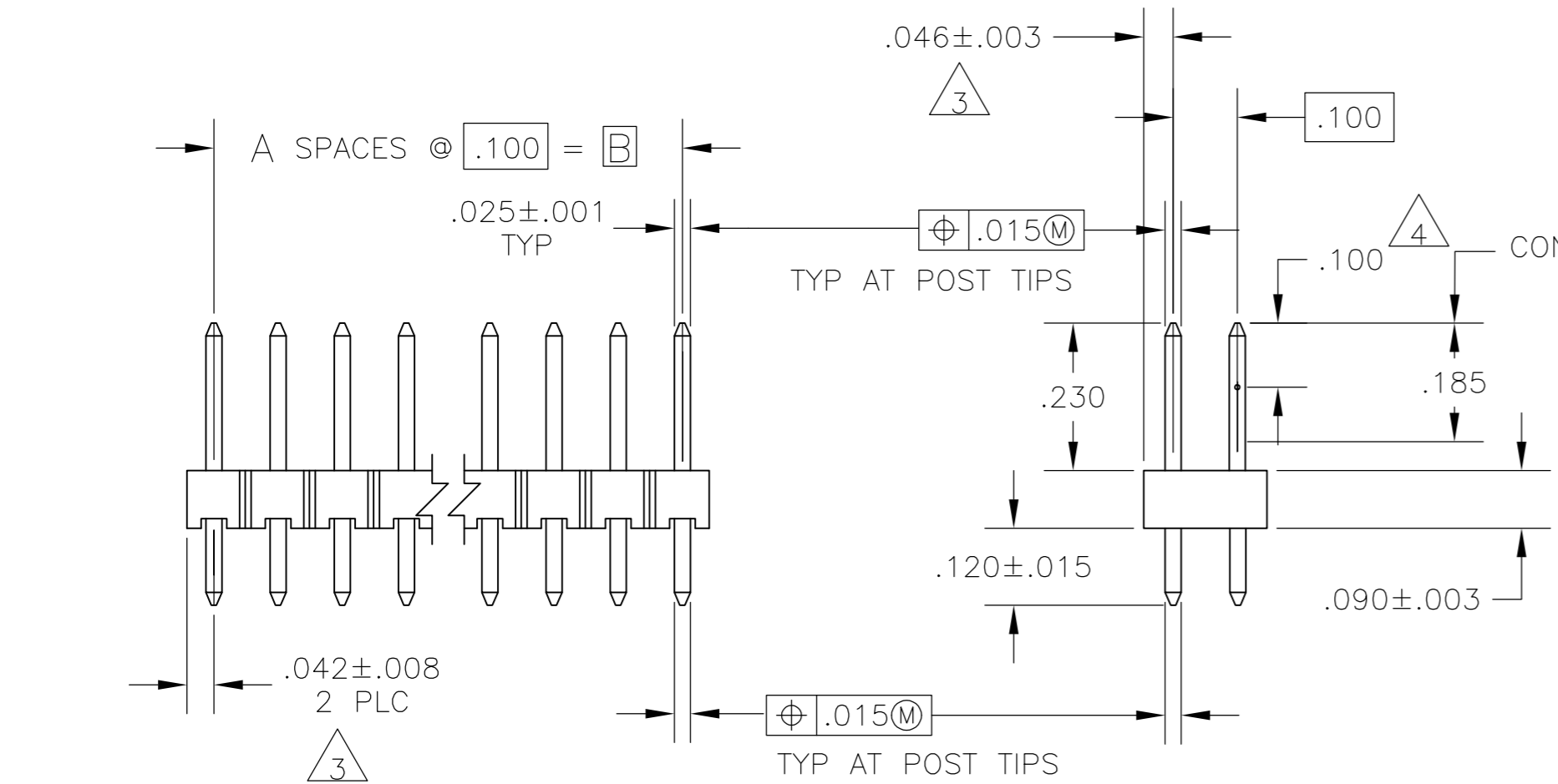
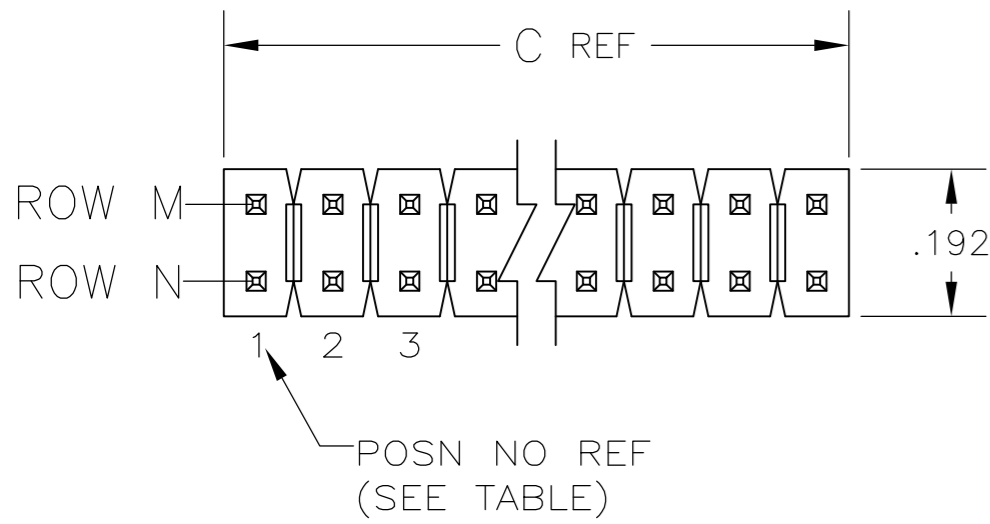


THIS DRAWING IS UNPUBLISHED. RELEASED FOR PUBLICATION
 © COPYRIGHT BY TYCO ELECTRONICS CORPORATION. ALL RIGHTS RESERVED.

LOC	DIST	REVISIONS					
AD	00	P	LTR	DESCRIPTION	DATE	DWN	APVD
		V		ECO-07-025801	31OCT07	MB	JLG
		V1		REVISED PER ECO-09-020932	27AUG09	KK	AEG



- 1 ASSEMBLY MAY BE BROKEN TO THE DESIRED NUMBER OF POSITIONS
- 2 TRUE POSITION TOLERANCE OF THE POST TIPS APPLIES WHEN THE HEADER IS HELD FLAT AGAINST THE PRINTED CIRCUIT BOARD
- 3 THE NOTED DIMENSIONS APPLY AT THE INTERSECTION OF THE POST AND HOUSING
- 4 POINT OF MEASUREMENT FOR PLATING THICKNESS
- 5 PRELIMINARY PART - NOT RELEASED FOR PRODUCTION.
- 6 FINISH; POSTS, .000030 GOLD ON CONTACT AREA, .000100-.000200 MATTE TIN-LEAD ON THE SOLDER TAIL, ALL OVER .00050 NICKEL
- 7 FINISH; POSTS, .000030 GOLD ON CONTACT AREA, .000100-.000200 MATTE TIN ON THE SOLDER TAIL, ALL OVER .00050 NICKEL
- 8 HIGH TEMPERATURE CONFIGURATION
- 9 MATERIALS: HOUSING: FLAME RETARDANT THERMOPLASTIC, COLOR- BLACK
POSTS: PHOSPHOR BRONZE
- 10 OBSOLETE PARTS: OBSOLETE CIS STREAMLINING PER D.RENAUD/D.SINISI

REMARKS	PLATING	POST OMITTED	C	B	A	NO OF ACTIVE POSN	NO OF POSN	ASSEMBLY PART NUMBER		
10	8	7	4,8,12	4,8,12	1.484	1.400	14	24	30	6-104204-1
	8	7	NONE	1	1.284	1.200	12	25	26	5-104204-9
	8	7	13	NONE	1.284	1.200	12	25	26	5-104204-7
	8	7	3	NONE	1.684	1.600	16	33	34	5-104204-6
	8	7	NONE	10	1.284	1.200	12	25	26	5-104204-3
	8	5	3	NONE	.384	.300	3	7	8	1-104204-6
	5	6	NONE	9	.884	.800	8	17	18	1-104204-5
	5	6	NONE	7	.784	.700	7	15	16	1-104204-4
	5	6	5	NONE	.484	.400	4	9	10	1-104204-3
	5	6	NONE	4	.484	.400	4	9	10	1-104204-2
10		6	4,8,12	4,8,12	1.484	1.400	14	24	30	1-104204-1
		6	NONE	10	1.984	1.900	19	39	40	1-104204-0
10		6	NONE	1	1.284	1.200	12	25	26	104204-9
		6	4	3,5	.684	.600	6	11	14	104204-8
10		6	13	NONE	1.284	1.200	12	25	26	104204-7
10		6	3	NONE	1.684	1.600	16	33	34	104204-6
		6	1	12	1.284	1.200	12	24	26	104204-5
		6	12	NONE	1.284	1.200	12	25	26	104204-4
10		6	NONE	10	1.284	1.200	12	25	26	104204-3
		6	1	NONE	1.284	1.200	12	25	26	104204-2
		6	NONE	8	.784	.700	7	15	16	104204-1

104204

A

THIS DRAWING IS A CONTROLLED DOCUMENT.

DWN H MOLL 4-13-87
 CHK L MAYER 4-13-87
 APVD T CLARK 4-14-87

Tyco Electronics Corporation
 Harrisburg, Pa 17105-3608

NAME: HEADER ASSY, MOD II, BREAKAWAY, DOUBLE ROW, .100X.100CL, VERTICAL, .025 SQ POSTS, SELECTIVE LOADING

SIZE: A2 CAGE CODE: 00779 DRAWING NO: 104204 RESTRICTED TO: -

MATERIAL: SEE TABLE FINISH: SEE TABLE WEIGHT: - SCALE: 4:1 SHEET: 1 OF 1 REV: V1