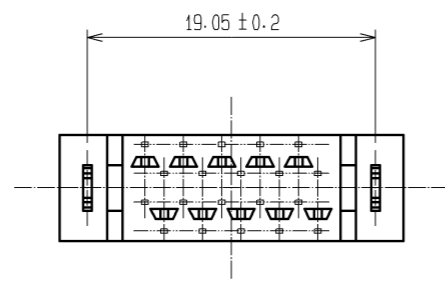
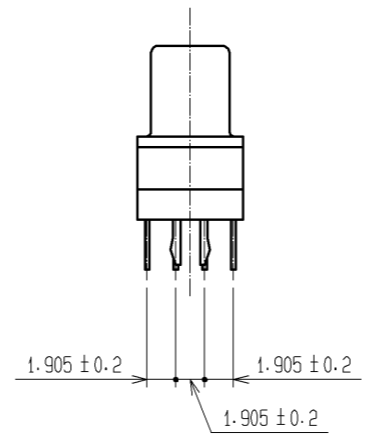
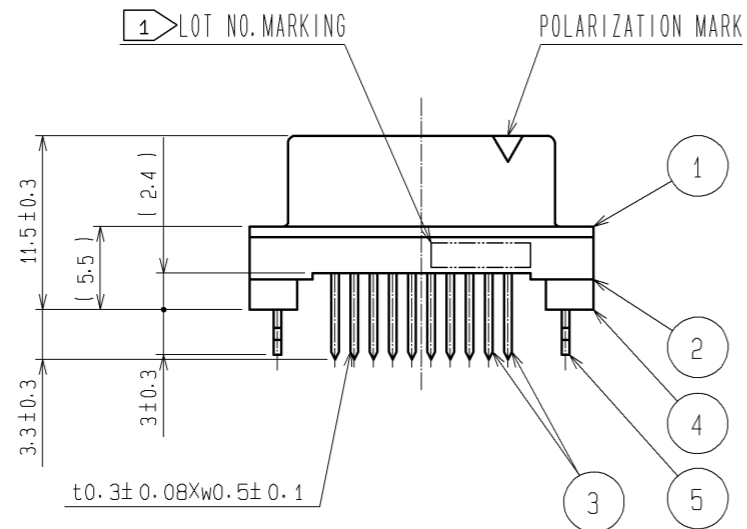
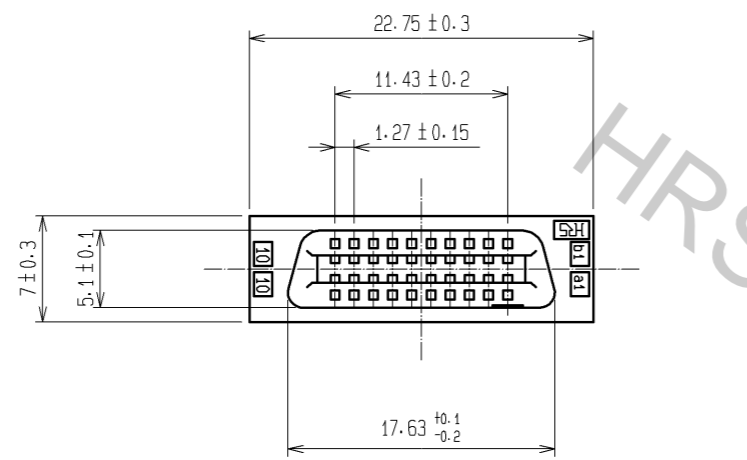
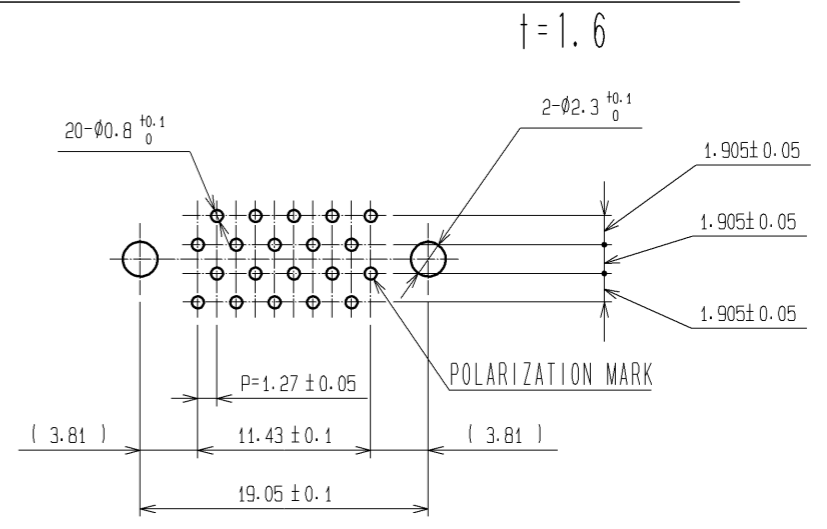


Apr.1.2017 Copyright 2017 HIROSE ELECTRIC CO., LTD. All Rights Reserved.



RECOMMENDED PC BOARD HOLE PATTERN (MOUNTING SIDE)



NOTES 1 LOT NO. MARKING SIDE SHALL BE OPTIONAL.
2. THE DIMENSIONS IN PARENTHESES ARE FOR REFERENCE.

5	PHOSPHOR BRONZE	TIN-PLATING	3	PHOSPHOR BRONZE	CONTACT AREA : GOLD 0.2µm min. DIP AREA : TIN-PLATING 2µm min. UNDER PLATING : NICKEL 2µm min.		
1, 2, 4	POLYAMIDE	BLACK , UL94V-0					
NO.	MATERIAL	FINISH , REMARKS	NO.	MATERIAL	FINISH , REMARKS		
UNITS mm		SCALE 2 : 1	COUNT 	DESCRIPTION OF REVISIONS	DESIGNED	CHECKED	DATE
HRS HIROSE ELECTRIC CO., LTD.		APPROVED : HS. OKAWA	07.08.22	DRAWING NO. EDC3-083219-21			
		CHECED : HS. OZAWA	07.08.22	PART NO. FX2C2-20S-1.27DSAL(71)			
		DESIGNED : KY. NAKAMURA	07.08.22	CODE NO. CL572-2471-2-71			
		DRAWN : TP. MATSUMOTO	07.08.09				