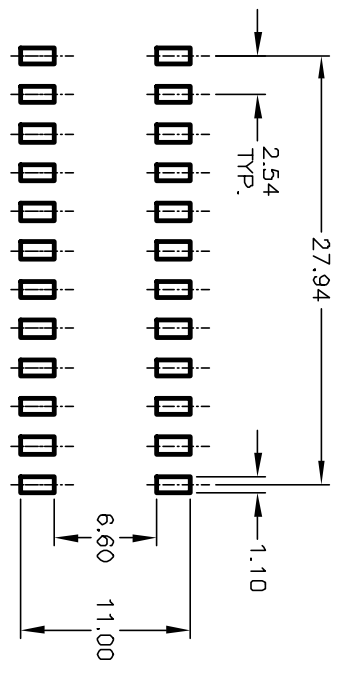
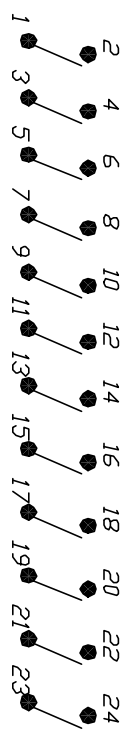
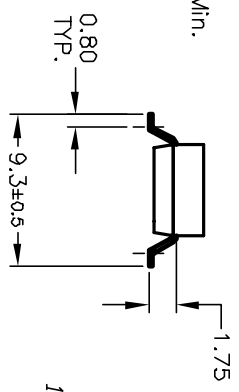
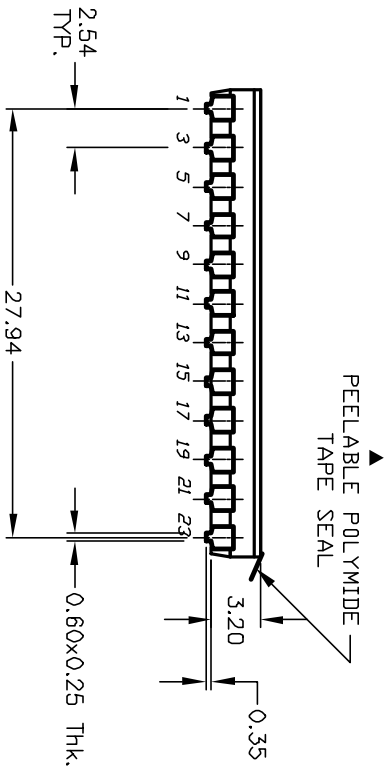


Pos. 1 Designate  
Pin #1 Location



RECOMMENDED P.C.B. LAYOUT

**E-SWITCH®**

- NOTES:
1. ALL DIMENSIONS IN MM
  2. GENERAL TOLERANCE: X.X=±0.4  
X.XX=±0.25
  3. TERM. NOS. FOR REFERENCE ONLY.
  4. CONTACT RATINGS:  
25mA @24VDC. (SWITCH)  
100mA @50VDC (CARRY)
  5. CONTACT MATERIAL:  
CONTACTS: BRASS w/Gold Plate  
TERMINALS: BRASS w/GOLD Pltfe
  6. PACKAGED: TAPE & REEL  
WITH ALL POLES IN THE "OFF" POSITION.  
{QTY 1000 PER REEL}
  7. TAPE SEAL FOR FLUX WASH.
  8. ▲ DESIGNATE MAJOR:

REV.	ECN No.	DESCRIPTION	DATE	CHKD
A	12277	RELEASED FOR PRODUCTION	7/1/02	CJB
THE INFORMATION CONTAINED IN THIS DOCUMENT IS PROPRIETARY TO E-SWITCH AND IS NOT TO BE COPIED OR TRANSFERRED				

TITLE	SCALE	DATE	DR	DWG	REV
KAJ12 TG GR (TAPE & REEL) LDW PROFILE W/TAPE SEAL	2:1	7/1/02	CJB	W825371	A