




APPLICABLE STANDARD					
RATING	OPERATING TEMPERATURE RANGE	-55 °C TO 85 °C ⁽¹⁾	STORAGE TEMPERATURE RANGE	-10 °C TO 60 °C ⁽²⁾	
	VOLTAGE	200 V AC	OPERATING HUMIDITY RANGE	40 % TO 80 %.	
	CURRENT	1 A	STORAGE HUMIDITY RANGE	40 % TO 70 % ⁽²⁾	
SPECIFICATIONS					
ITEM	TEST METHOD		REQUIREMENTS	QT	AT
CONSTRUCTION					
GENERAL EXAMINATION	VISUALLY AND BY MEASURING INSTRUMENT.		ACCORDING TO DRAWING.	x	x
MARKING	CONFIRMED VISUALLY.			x	x
ELECTRIC CHARACTERISTICS					
CONTACT RESISTANCE	100 mA (DC OR 1000 Hz).		15 mΩ MAX.	x	
INSULATION RESISTANCE	500 V DC		1000 MΩ MIN.	x	
VOLTAGE PROOF	650 V AC FOR 1 min.		NO FLASHOVER OR BREAKDOWN.	x	
MECHANICAL CHARACTERISTICS					
CONTACT INSERTION AND EXTRACTION FORCES	□0.5±0.002mm BY STEEL GAUGE.		INSERTION FORCE: 2.45 N MAX. EXTRACTION FORCE: 0.25 N MIN.	x	
MECHANICAL OPERATION	100 TIMES INSERTIONS AND EXTRACTIONS.		①CONTACT RESISTANCE: 20 mΩ MAX. ②NO DAMAGE, CRACK AND LOOSENESS OF PARTS.	x	
VIBRATION	FREQUENCY 10 TO 55 Hz, AMPLITUDE : 1.5 mm, AT 2 h FOR 3 DIRECTIONS.		①NO ELECTRICAL DISCONTINUITY OF 1 μs. ②NO DAMAGE, CRACK AND LOOSENESS OF PARTS.	x	
SHOCK	490 m/s ² , DURATION OF PULSE 11 ms AT 3 TIMES FOR 3 DIRECTIONS.			x	
ENVIRONMENTAL CHARACTERISTICS					
DAMP HEAT (STEADY STATE)	EXPOSED AT 40±2 °C, 90 ~ 95 %, 96 h.		①CONTACT RESISTANCE: 20 mΩ MAX. ②INSULATION RESISTANCE:1000 MΩ MIN.	x	
RAPID CHANGE OF TEMPERATURE	TEMPERATURE-65→+15~+35→+125→+15~+35°C TIME 30 → 10~15 → 30 → 10~15 min. UNDER 5 CYCLES.		③NO DAMAGE, CRACK AND LOOSENESS OF PARTS.	x	
CORROSION SALT MIST	EXPOSED IN 5 % SALT WATER SPRAY FOR 48 h.		①CONTACT RESISTANCE: 20 mΩ MAX. ②NO HEAVY CORROSION.	x	
SULPHUR DIOXIDE	EXPOSED IN 10 PPM FOR 96 h. (TEST STANDARD: JEIDA - 39)			x	
RESISTANCE TO SOLDERING HEAT	1) SOLDER BATH:SOLDER TEMPERATURE, 260±5°C FOR IMMERSION,DURATION,10±1s. 2) SOLDERING IRONS : 350°C FOR 3 s MAX.		NO DEFORMATION OF CASE OF EXCESSIVE LOOSENESS OF THE TERMINALS.	x	
SOLDERABILITY	SOLDERED AT SOLDER TEMPERATURE, 245±3°C, FOR IMMERSION DURATION, 2 s.		A NEW UNIFORM COATING OF SOLDER SHALL COVER A MINIMUM OF 95 % OF THE SURFACE BEING IMMersed.	x	
	COUNT	DESCRIPTION OF REVISIONS	DESIGNED	CHECKED	DATE
					
REMARK ⁽¹⁾ TEMPERATURE RISE INCLUDED WHEN ENERGIZED. ⁽²⁾ THIS STORAGE INDICATES A LONG-TERM STORAGE STATE FOR THE UNUSED PRODUCT BEFORE THE BOARD MOUNTED.			APPROVED	HS. OKAWA	10.08.06
			CHECKED	HT. YAMAGUCHI	10.08.06
			DESIGNED	SY. KAMIGA	10.08.05
			DRAWN	HK. SUNADORI	10.08.05
Unless otherwise specified, refer to MIL-STD-1344.					
Note QT:Qualification Test AT:Assurance Test X:Applicable Test			DRAWING NO.	ELC4-081244-21	
	SPECIFICATION SHEET		PART NO.	A3C-14DA-2DSC (71)	
	HIROSE ELECTRIC CO., LTD.		CODE NO.	CL621-0536-0-71	 1/1