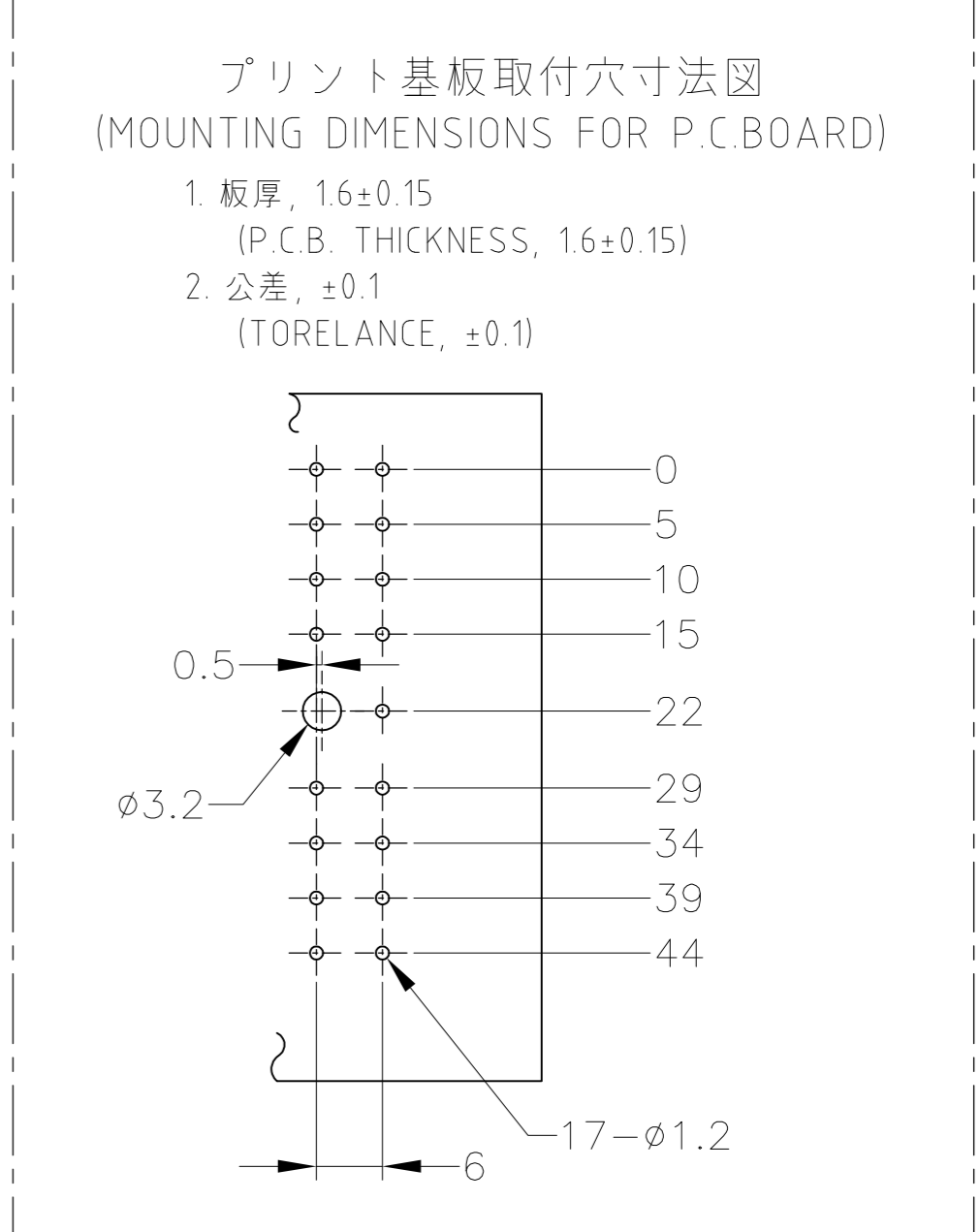
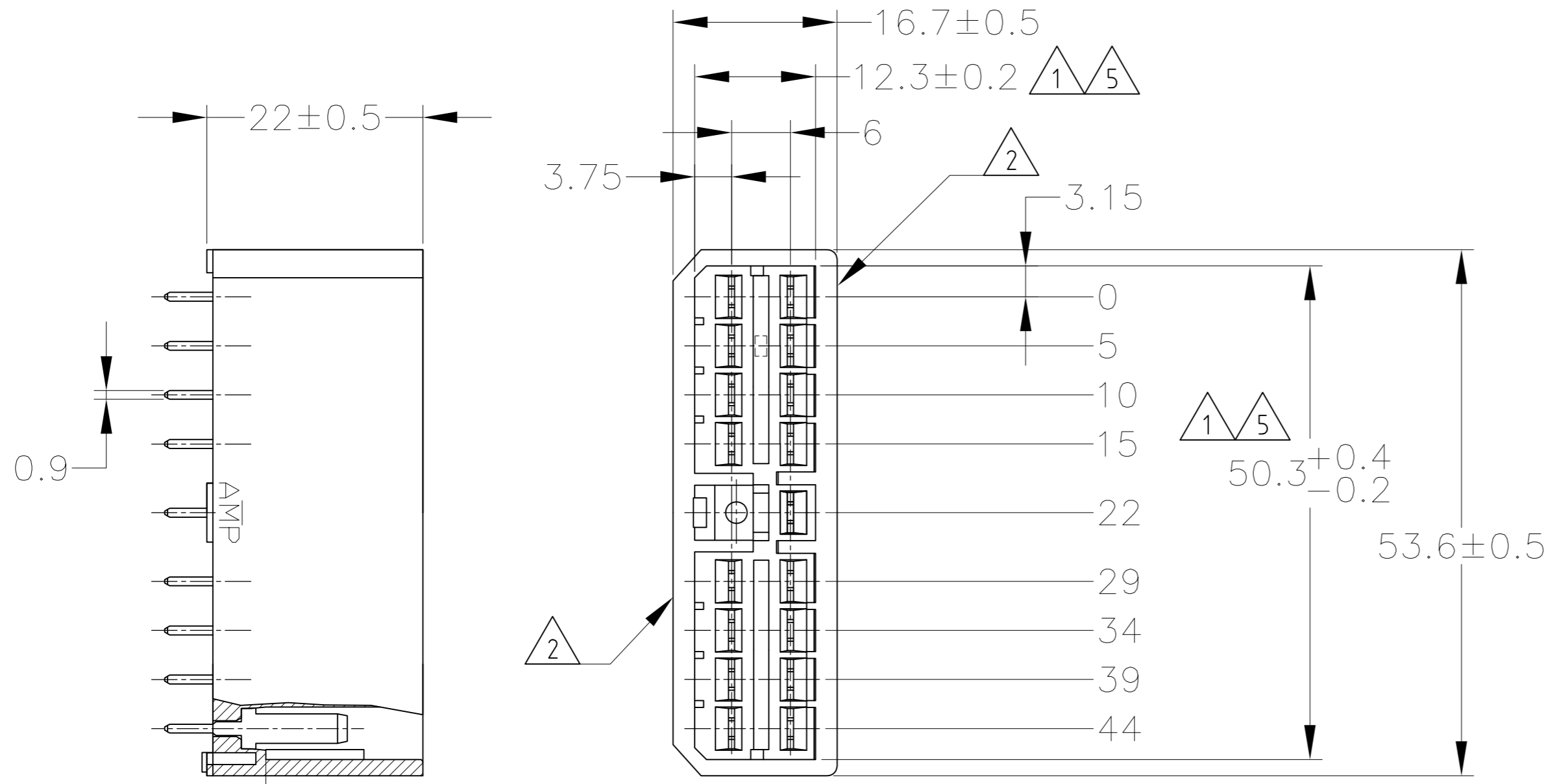


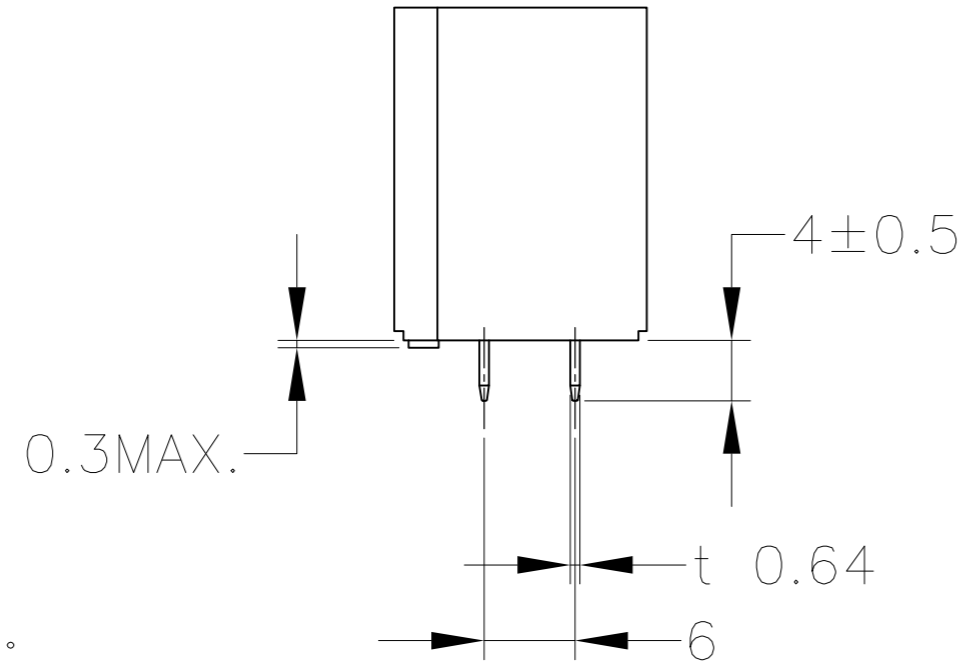
THIS DRAWING IS UNPUBLISHED. RELEASED FOR PUBLICATION
 © COPYRIGHT - By - ALL RIGHTS RESERVED.

LOC	DIST	REVISIONS					
		P	LTR	DESCRIPTION	DATE	DWN	APVD
J	-	G6		REVISED PER ECO-11-005140	28MAR11	RK	HMR



プリント基板取付穴寸法図
 (MOUNTING DIMENSIONS FOR P.C. BOARD)
 1. 板厚, 1.6±0.15
 (P.C.B. THICKNESS, 1.6±0.15)
 2. 公差, ±0.1
 (TOLERANCE, ±0.1)

-A-



- △相手ハウジングと所定の機能を満たして嵌合できること。
- △フッドの反りは0.2以内。
- 3. 推奨取付けねじ: JIS B 1115 又は、1122タッピングねじ
なべ1種、呼び径3を使用し締付け後半田付けする。
- 4. 適用製品規格 No.108-5093
- △[-A-]面より2mmの範囲で測定のこと。
- 6. 相手ハウジングとの嵌合力は29.4N以下
但しリセプタクルコンタクトは含まない。
- △IN COUPLING WITH THE PLUG HOUSING MATING SATISFIES FUNCTION.
- △WARPAGE 0.2 MAX.
- 3. RECOMMENDED MOUNTING SCREW: 3mm DIA,
PAN HEAD, CLASS 1 TAPPING SCREW SPECIFIED IN JIS
B1115, B1122.
- 4. SPEC No.108-5093
- △TO BE MEASURED WITHIN 2mm FROM [-A-]
- 6. IN COUPLING WITH THE PLUG HOUSING MATING FORCE
29.4N MAX. WITHOUT REC CONTACTS.

SEE CUSTOMER DRAWING 7-171363-1			7-171363-1	
SELECTIVE-TIN (MATTE)	SELECTIVE GOLD (0.76μm MIN.)	NATURAL	2-5171363-1	
SELECTIVE-TIN (MATTE)	SELECTIVE GOLD (0.38μm MIN.)	NATURAL	1-5171363-1	
OBSOLETE	TIN-LEAD	YELLOW	6-171363-7	
OBSOLETE	TIN-LEAD	GREEN	6-171363-4	
OBSOLETE	TIN-LEAD	NATURAL	6-171363-1	
	TIN-LEAD	SELECTIVE GOLD (0.76μm MIN.)	GREEN	2-171363-4
OBSOLETE	TIN-LEAD	SELECTIVE GOLD (0.76μm MIN.)	NATURAL	2-171363-1
	TIN-LEAD	SELECTIVE GOLD (0.38μm MIN.)	GREEN	1-171363-4
OBSOLETE	TIN-LEAD	SELECTIVE GOLD (0.38μm MIN.)	NATURAL	1-171363-1
	PRE-TIN	RED	171363-8	
	PRE-TIN	YELLOW	171363-7	
OBSOLETE	PRE-TIN	GRAY	171363-6	
	PRE-TIN	BLUE	171363-5	
	PRE-TIN	GREEN	171363-4	
	PRE-TIN	BROWN	171363-3	
	PRE-TIN	BLACK	171363-2	
	PRE-TIN	PRE-TIN BRASS	NATURAL	171363-1
SOLDERING SIDE 半田付け部	CONTACT SIDE 接触部側	COLOR 色	PART NUMBER 製品型番	
CONTACT FINISH コンタクト仕上				

THIS DRAWING IS A CONTROLLED DOCUMENT.

DIMENSIONS: 単位: 純 mm

TOLERANCES UNLESS OTHERWISE SPECIFIED 一般公差

0 PLC	±
1 PLC	±
2 PLC	±
3 PLC	±
4 PLC	±
ANGLES	±

FINISH 仕上 表参照 SEE TABLE

MATERIAL 材料 HOUSING: 66NYLON TAB CONTACT: BRASS

DWN T.SHINOHARA 31AUG07
CHK K.BETSUI 31AUG07
APVD K.BETSUI 31AUG07
PRODUCT SPEC 製品規格 SEE NOTE 4
APPLICATION SPEC 取付適用規格

WEIGHT -

CUSTOMER DRAWING

TE Connectivity

17Pos. VERTICAL TYPE CAP HOUSING ASSEMBLY
MULTI-INTERLOCK CONNECTOR (WIRE TO P.C.B.)

SCALE 2:1 SHEET 1 OF 1 REV G6