



Woodhead[®] PRODUCT CATALOG >



Safety. Reliability. Performance.



TABLE OF CONTENTS

PORTABLE LIGHTING

Specialty Lighting	A-4
Hand Lamps.	A-12
Wide-Area Lighting.	A-24
Stringlights.	A-32



REELS

Standard-Duty Cord Reels	B-4
Industrial-Duty Cable Reels	B-9
Specialty Reels.	B-18



GRIPS

Strain-Relief Grips	C-4
Support Grips.	C-32
Pulling Grips.	C-41





WIRING DEVICES

Wiring Device Selection Guide, Watertite®	D-4
Wiring Device Selection Guide, Heavy-Duty, Industrial	D-6
Wet Location	D-8
Heavy-Duty Industrial	D-62



POWER DISTRIBUTION

GFCI	E-4
Outlet Boxes	E-27



TEST/CONTROL

Push-Button Pendant Products	F-4
Testers	F-11

PORTABLE LIGHTING

Specialty Lighting	A-4
Hazardous Location Handlamps	A-5
Low Voltage Workstations	A-9
Low Voltage Handlamps	A-10
Handlamps	A-12
Wet Location Handlamps	A-13
Industrial Duty Handlamps	A-15
Commercial Duty Handlamps	A-20
Wide-Area Lighting	A-24
Hazardous Duty	A-25
Industrial Duty Fluorescent	A-26
Wet Location	A-29
Quartz Halogen	A-30
High Bays	A-30
Machine Lights	A-31
Stringlights	A-32
Hazardous Location and Wet Location	A-33
Industrial Duty	A-34
Commercial Duty	A-36
Commercial and General Duty	A-37

PORTABLE LIGHTING





SPECIALTY LIGHTING Hazardous location, low-voltage specialty and machine-tool lights that are durable, easy-to-handle and capable of continuous operation in demanding environments.

HANDLAMPS The industry's most extensive line of portable handlamps for use in wet, industrial and commercial environments.

WIDE-AREA LIGHTING An extensive range of portable lighting solutions suitable for rugged and harsh applications in hazardous, wet and industrial environments.

STRINGLIGHTS The largest variety of stringlights constructed for rugged, reliable service for industrial and commercial settings.

SPECIALTY LIGHTING



WOODHEAD® HAZARDOUS LOCATION, LOW-VOLTAGE SPECIALTY AND MACHINE-TOOL LIGHTS ARE DURABLE, EASY-TO-HANDLE AND CAPABLE OF CONTINUOUS OPERATION IN DEMANDING ENVIRONMENTS

Woodhead Specialty Lights include low voltage, hazardous location, spotlights and machine-tool lights. Hazardous location lights are available in both incandescent and fluorescent and comply with OSHA requirements for classified locations. Low-voltage lights are equipped with low-voltage transformers, providing maximum protection in wet or conductive environments. Low-voltage lights are available in a variety of styles including hazardous location, wet location, spotlights and more.

FEATURES AND BENEFITS

NEOTEX® rubber molded construction	Provides the most abrasion- and chemical-resistant specialty lighting available
Low-voltage products	Promotes maximum safety in wet and conductive environments
Flexible-mounting options	Provides solutions for a range of space and lighting requirements
Variety of wattage and light-source options	Customers will find a light from Woodhead that will fit their needs

APPLICATIONS

- Petrochemical plant shut downs
- Hull and bilge cleaning
- Machine-tool lighting
- Painting and chipping
- Sandblasting
- Tank and vessel inspections
- Washdown-work areas

Handlamps

Haztex®

Hazardous Location

High-Output LED

20W



Features and Benefits

- Integral LED light source
- High-output LED

Reference Information

UL File No.: E30252

Hazardous Locations:

Class I, Division I, Groups C and D

Class II, Division I, Groups F and G

Class I, Zone I, Group IIB

Temperature Rating: T4



Electrical

Fixture Voltage: 120V AC

Physical

Switch: No

Lumens: 750

Environmental

NEMA Rating: NEMA 4X

A

Portable Lighting

Cord Type	NEMA Configuration	Cord Length	Woodhead No.	Order No.
	NEMA 5-15		61450	130104-0082
16/3 500W	NEMA 5-15	7.62m (25.0')	61450A163	130104-0086
16/3 500W	NEMA 5-15	15.24m (50.0')	61450B163	130104-0087
16/3 500W	NEMA 5-15	30.48m (100.0')	61450D163	130104-0088
14/3 500W	NEMA 5-15	7.62m (25.0')	61450A143	130104-0083
14/3 500W	NEMA 5-15	15.24m (50.0')	61450B143	130104-0084
14/3 500W	NEMA 5-15	30.48m (100.0')	61450D143	130104-0085

Replacement Parts

Description	Woodhead No.	Order No.
Guard Assembly	61451	130104-0095
Socket and Handle Assembly	61452	130104-0096
Glass Globe	61455	130104-0097
Hook Assembly	61436	130104-0057
Replacement Light Source	61457	130104-0098

Handlamps

Haztex®

Hazardous Location

Low Voltage

High-Output LED

21W



Features and Benefits

- Integral LED light source
- High-output LED
- Low-voltage options provide additional protection in wet or conductive locations. Driver must remain outside the conductive area

Reference Information

UL File No.: E30252

Hazardous Locations:

Class I, Division I, Groups C and D

Class II, Division I, Groups F and G

Class I, Zone I, Group IIB

Temperature Rating: T4



Electrical

Fixture Voltage: 12V

Physical

Switch: No

Environmental

NEMA Rating: NEMA 4X

Cord Type	NEMA Configuration	Cord Length	Woodhead No.	Order No.
14/3 S00W	NEMA 5-15	7.62m (25.0')	1655-12A	130105-0082
14/3 S00W	NEMA 5-15	15.24m (50.0')	1655-12B	130105-0083

Replacement Parts

Description	Woodhead No.	Order No.
Low Voltage Replacement Light Source	1679-12	130112-0272
Low Voltage Cover Assembly	1676-EX	130112-0133
Low Voltage Carrying Handle	1677	130112-0134

Handlamps Haztex® Hazardous Location Fluorescent 26W



Features and Benefits

- Lights are designed to stringent specifications of NEC Article 500 and are agency listed for safety in classified locations
- Low-voltage options provide additional protection in wet or conductive locations. Transformer must remain outside the conductive area

Reference Information

UL File No.: E30252 (except 230V rated products)

CSA File No.: LR39801

Hazardous Locations:

Class I, Division I, Groups C and D

Class II, Division I, Groups F and G

Class I, Zone 1, Group IIB

UL Temperature Rating: T3B



Physical

Bulb Size: PL-C 26/41/4P

Switch: No

Construction: Aluminum with rubber bumpers

Lumens: 1800

Primary Fixture Voltage	Secondary Fixture Voltage	Cord Type	NEMA Configuration	Cord Length	Transformer Type	Woodhead No.	Order No.
120V AC 60 Hz				Without cord		1090-HZ	130104-0021
12V AC		16/3 SOOW	Non-NEMA	7.62m (25.0')	Workstation	1090-HZ12A163	130104-0022
12V AC		16/3 SOOW	Non-NEMA	15.24m (50.0')	Workstation	1090-HZ12B163	130104-0023
12V AC		14/3 SOOW	Non-NEMA	30.48m (100.0')	Workstation	1090-HZ12D143	130104-0024
120V AC 60 Hz		14/3 SOOW	NEMA 5-15	7.62m (25.0')		1090-HZA143	130104-0030
120V AC 60 Hz		14/3 SOOW	NEMA 5-15	15.24m (50.0')		1090-HZB143	130104-0032
120V AC 60 Hz		14/3 SOOW	NEMA 5-15	30.48m (100.0')		1090-HZD143	130104-0034
120V AC 60 Hz		16/3 SOOW	NEMA 5-15	7.62m (25.0')		1090-HZA163	130104-0031
120V AC 60 Hz		16/3 SOOW	NEMA 5-15	15.24m (50.0')		1090-HZB163	130104-0033
120V AC 60 Hz		16/3 SOOW	NEMA 5-15	30.48m (100.0')		1090-HZD163	130104-0035
120V AC 60 Hz	12V AC	14/3 SOOW	NEMA 5-15	30.48m (100.0')	In-line	1090-HZ12ID143	130104-0028
120V AC 60 Hz	12V AC	16/3 SOOW	NEMA 5-15	7.62m (25.0')	In-line	1090-HZ12IA163	130104-0025
120V AC 60 Hz	12V AC	16/3 SOOW	NEMA 5-15	15.24m (50.0')	In-line	1090-HZ12IB163	130104-0026
230V AC 50 Hz	12V AC	14/3 SOOW		30.48m (100.0')	In-line	1090-HZ12ID143P	130104-0029
	12V AC	16/3 SOOW		15.24m (50.0')	In-line	1090-HZ12IB163P	130104-0027

Replacement Parts

Description	Woodhead No.	Order No.
Cap Bumper	00-1470	130180-0179
Guard Bumper	00-1480	130180-0181
Handle Bumper	00-1490	130180-0182
Glass Globe	40-9442	130113-0007
Handle Assembly	40-9456	130186-0561
Lamp Guard Assembly	40-9441	130186-0719

Handlamps Haztex® Hazardous Location Incandescent 100W Max



Features and Benefits

- Lights are designed to stringent specifications of NEC Article 500 and are agency listed for safety in classified locations

Reference Information

UL File No.: E30252

CSA File No.: LR39801

Hazardous Locations:

Class I, Division I, Groups C and D (100W max.)

Class II, Division I, Groups F and G (75W max.)

Class I, Zone 1, Group IIB

UL Temperature Rating: T3B



Electrical

Fixture Voltage: 250V max.

Voltage with Plug: 120V AC

Physical

Bulb Size: A21

Switch: No

Construction: Aluminum with nylon handle

Fixture Lumens: 650 (100W)

Environmental

NEMA Rating: NEMA 4X

Cord Type	NEMA Configuration	Cord Length	Woodhead No.	Order No.
		Without cord	61430	130104-0041
14/3 SOOW	NEMA 5-15	7.62m (25.0')	61430A143	130104-0042
14/3 SOOW	NEMA 5-15	15.24m (50.0')	61430B143	130104-0044
14/3 SOOW	NEMA 5-15	30.48m (100.0')	61430D143	130104-0048
16/3 SOOW	NEMA 5-15	7.62m (25.0')	61430A163	130104-0043
16/3 SOOW	NEMA 5-15	15.24m (50.0')	61430B163	130104-0045
16/3 SOOW	NEMA 5-15	30.48m (100.0')	61430D163	130104-0049

Replacement Parts

Description	Woodhead No.	Order No.
Guard Assembly (includes glass globe)	61451	130104-0054
Socket and Handle Assembly	61452	130104-0055
Glass Globe	61455	130104-0056
Hook Assembly	61435	130104-0057
Replacement Light Source	61457	130104-0098

Handlamps Haztex® Hazardous Location Low Voltage Incandescent 75W Max.



Features and Benefits

- Lights are designed to stringent specifications of NEC Article 500 and are agency listed for safety in classified locations
- Low-voltage options provide additional protection in wet or conductive locations. Transformer must remain outside the conductive area

Reference Information

UL File No.: E30252 (except 1645-12)

CSA File No.: LR39801

Hazardous Locations:

Class I, Division I, Groups C and D

Class II, Division I, Groups F and G

Class I, Zone 1, Group IIB

UL Temperature Rating: T3B



Electrical

Bulb: All fixtures supplied with 12V, 75W, A21 bulb
Fixture Voltage: 250V max.

Physical

Bulb Size: A21

Switch: No

Construction: Aluminum with nylon handle

Environmental

NEMA Rating: NEMA 4X

Primary Fixture Voltage	Secondary Fixture Voltage	Primary Cord Type	Secondary Cord Type	NEMA Configuration	Cord Length	Transformer Type	Woodhead No.	Order No.
12V AC				Non-NEMA	15.24m (50.0')	Workstation	1645-12	130104-0038
120V AC 60 Hz	12V AC	16/3 SOOW	14/3 SOOW	NEMA 5-15	7.62m (25.0')	In-line	1635-12A	130105-0045
120V AC 60 Hz	12V AC	16/3 SOOW		NEMA 5-15	15.24m (50.0')	In-line	1635-12B	130105-0046

Replacement Parts

Description	Woodhead No.	Order No.
In-Line Transformer Cover for Haz Duty Handlamps	1676-EX	130112-0133
Handle for In-Line Transformer	1677	130112-0134
In-Line Transformer for Hazardous Duty Incandescent Handlamp	1678-12	130112-0135
12V, 75W Bulb	1652-12	130191-0031

Workstations Low Voltage 200W, 400W



Features and Benefits

- Converts 120V power to 12V for use in wet locations with 12V lights and tools
- 12V power protects workers in damp or conductive locations. The transformer must be kept out of the wet or conductive location.
- Durable construction allows for operation in the most demanding industrial environments

Electrical

Overcurrent Protection: 15A

NEMA Configuration:

Plug—NEMA 5-15

Receptacles—Non-NEMA crowfoot

Physical

Cord Type: 16/3 SOOW

Cord Length: 6'

Environmental

NEMA 3R

Primary Fixture Voltage	Secondary Fixture Voltage	Maximum Lamp Wattage	Number of Outlets	Woodhead No.	Order No.
120V AC 60 Hz	12V AC	400W	4	1640-12	130105-0050
	12V AC	200W	2	1642-12	130105-0052

Handlamps Wet Location Low Voltage Incandescent 75W



Features and Benefits

- Wet location rated handlamps meet and exceed OSHA requirements for wet location use
- In-line transformer converts 120V power to 12V for added protection in conductive locations. The transformer must remain outside of the conductive location.
- Rubber handles and 8-gauge Steel guards provide maximum protection for bulbs and electrical components
- Guard and globe options ensure the perfect product for the required protection in wet work environments

Reference Information

UL File No.: E59049
CSA File No.: LR85374 (except 1646-12, 1649-12)



Electrical

Bulb: All fixtures supplied with 12V, 75W, A21 bulb

Physical

Bulb Size: A21

Switch: No

Construction: Rubber handles (except lights with Teflon® globe; thermoset polyester for lights with Teflon globes).

Environmental

NEMA Rating: NEMA 4X

Primary Fixture Voltage	Secondary Fixture Voltage	Guard Material	Globe Material	Primary Cord Type	Secondary Cord Type	NEMA Configuration	Cord Length	Transformer Type	Woodhead No.	Order No.
12V AC		#8 Gauge Zinc-plated Steel	Tempered glass	14/2 S00W		Non-NEMA	15.24m (50.0')	Workstation	1649-12	130105-0059
			Teflon	14/2 S00W		Non-NEMA	15.24m (50.0')	Workstation	1646-12	130105-0056
120V AC 60 Hz	12V AC	#8 Gauge Zinc-plated Steel	Tempered glass	16/3 S00W	14/2 S00W	NEMA 5-15	7.62m (25.0')	In-line	1621-12A	130105-0037
	12V AC	#8 Gauge Zinc-plated Steel	Tempered glass	16/3 S00W	14/2 S00W	NEMA 5-15	15.24m (50.0')	In-line	1621-12B	130105-0038
	12V AC		Teflon	16/3 S00W	14/2 S00W	NEMA 5-15	7.62m (25.0')	In-line	1625-12A	130105-0041
	12V AC		Teflon	16/3 S00W	14/2 S00W	NEMA 5-15	15.24m (50.0')	In-line	1625-12B	130105-0042
	12V AC	Cast Aluminum	Tempered glass	16/3 S00W	14/2 S00W	NEMA 5-15	7.62m (25.0')	In-line	1631-12A	130105-0043
	12V AC	Cast Aluminum	Tempered glass	16/3 S00W	14/2 S00W	NEMA 5-15	15.24m (50.0')	In-line	1631-12B	130105-0044
230V AC 50 Hz	12V AC	#8 Gauge Zinc-plated Steel	Tempered glass	16/3 S00W	14/2 S00W		15.24m (50.0')	In-line	1621-12B-P	130105-0039

Replacement Parts

Description	Woodhead No.	Order No.
#8 Gauge Zinc-plated Steel Guard	1255	130112-0111
Glass Globe	1253	130191-0086
Teflon Globe with Hook	1229	130112-0110
12V, 75W Bulb	1652-12	130191-0031
In-Line Transformer Cover	1676	130112-0132
In-Line Transformer	1675-12	130112-0131

Handlamps Industrial Duty Low Voltage Incandescent 75W



Features and Benefits

- In-line transformer converts 120V power to 12V for added protection in conductive locations. The transformer must remain outside of the conductive location.
- Rubber handles and 8-gauge Steel guards provide maximum protection for bulbs and electrical components
- Ergonomically designed fencer's flange handle helps protect users from accidentally touching a hot guard

Reference Information

UL File No.: E59049
CSA File No.: LR85374 (except 1648-12)



Electrical

Bulb: All fixtures supplied with 12V, 75W, A21 bulb

Physical

Bulb Size: A21

Switch: No

Construction: Rubber handles

Guard: 8-gauge Zinc-plated Steel, screw release

Primary Fixture Voltage	Secondary Fixture Voltage	Reflector	Primary Cord Type	Secondary Cord Type	NEMA Configuration	Cord Length	Transformer Type	Woodhead No.	Order No.
12V AC		Yes		14/2 S00W	Non-NEMA	15.24m (50.0')	Workstation	1648-12	130105-0058
120V AC 60 Hz	12V AC	No	16/3 S00W	14/2 S00W	NEMA 5-15	7.62m (25.0')	In-line	1600-12A	130105-0028
	12V AC	No	16/3 S00W	14/2 S00W	NEMA 5-15	15.24m (50.0')	In-line	1600-12B	130105-0029
	12V AC	Yes	16/3 S00W	14/2 S00W	NEMA 5-15	7.62m (25.0')	In-line	1601-12A	130105-0030
	12V AC	Yes	16/3 S00W	14/2 S00W	NEMA 5-15	15.24m (50.0')	In-line	1601-12B	130105-0031

Replacement Parts

Description	Woodhead No.	Order No.
#8 Gauge Zinc-plated Steel Guard, No Reflector	1152	130112-0079
#8 Gauge Zinc-plated Steel Guard With Reflector	1156	130112-0085
12V, 75W Bulb	1652-12	130191-0031
In-Line Transformer Cover	1676	130112-0132
In-Line Transformer	1675-12	130112-0131

Handlamps Wet Location Low Voltage Spotlights 30W, 100W



Features and Benefits

- NEMA 4X rating provides assurance for safe operation in wet locations
- Low-voltage designs provide an added level of safety in wet or conductive environments. The transformer must remain outside of the conductive location.

Reference Information

UL File No.: E59049

CSA File No.: LR85374 (except switched versions and 1647-12)



Electrical

Bulb: All fixtures supplied with 12V, PAR36 bulb

Physical

Bulb Size: PAR36

Construction: Rubber handles

Cord Length:

Primary (for in-line transformer)—10'

Secondary—50'

Environmental

NEMA 4X

Switch	Primary Fixture Voltage	Secondary Fixture Voltage	Lamp Wattage	Candle Power	Beam Spread	Primary Cord Type	Secondary Cord Type	NEMA Configuration	Transformer Type	Woodhead No.	Order No.
No	12V		30W	50000	6° × 5°		16/2 S00W	N/A	Battery clips	1606	130105-0032
	12V AC		30W	50000	6° × 5°		14/2 S00W	Non-NEMA	Workstation	1647-12	130105-0057
	120V AC 60 Hz	12V AC	100W	60000	14° × 6°	16/3 S00W	14/2 S00W	NEMA 5-15	In-line	1691-12B	130105-0064
	120V AC 60 Hz	12V AC	30W	50000	6° × 5°	16/3 S00W	14/2 S00W	NEMA 5-15	In-line	1610	130105-0033
Yes	120V AC 60 Hz	12V AC	100W	60000	14° × 6°	16/3 S00W	14/2 S00W	NEMA 5-15	In-line	1691-12B5	130105-0065
	120V AC 60 Hz	12V AC	30W	50000	6° × 5°	16/3 S00W	14/2 S00W	NEMA 5-15	In-line	1610S	130105-0034
	220V AC 60 Hz	12V AC	30W	50000	6° × 5°	16/3 S00W	14/2 S00W	NEMA 6-15	In-line	1684S	130105-0062

Replacement Parts

Description	Woodhead No.	Order No.
Guard, Vinyl Coated	1668	130112-0130
Handle Assembly with Guard, No Switch	1660	130112-0128
Handle Assembly with Guard, With Switch	1660S	130112-0129

Handlamps Wet Location Low Voltage Floodlights 35W, 60W



Features and Benefits

- NEMA 4X rating provides assurance for safe operation in wet locations
- Low-voltage designs provide an added level of safety in wet or conductive environments. The transformer must remain outside of the conductive location.

Reference Information

UL File No.: E59049

CSA File No.: LR85374 (except switched versions and 1638-12)



Electrical

Bulb: All fixtures supplied with 12V, PAR36 bulb

Physical

Bulb Size: PAR36

Construction: Rubber handles

Cord Length:

Primary (for in-line transformer)—10'

Secondary—50'

Beam Spread: 110°

Environmental

NEMA 4X

Switch	Primary Fixture Voltage	Secondary Fixture Voltage	Lamp Wattage	Primary Cord Type	Secondary Cord Type	NEMA Configuration	Transformer Type	Woodhead No.	Order No.
No	12V AC		60W		14/2 S00W	Non-NEMA	Workstation	1638-12	130105-0048
	120V AC 60 Hz	12V AC	35W	16/3 S00W	14/2 S00W	NEMA 5-15	In-line	1612	130105-0035
	120V AC 60 Hz	12V AC	60W	16/3 S00W	14/2 S00W	NEMA 5-15	In-line	1692-12B	130105-0066
Yes	120V AC 60 Hz	12V AC	35W	16/3 S00W	14/2 S00W	NEMA 5-15	In-line	1612S	130105-0036
	120V AC 60 Hz	12V AC	60W	16/3 S00W	14/2 S00W	NEMA 5-15	In-line	1692-12B5	130105-0067

Replacement Parts

Description	Woodhead No.	Order No.
Guard, Vinyl Coated	1668	130112-0130
Handle Assembly with Guard, No Switch	1660	130112-0128
Handle Assembly with Guard, With Switch	1660S	130112-0129

HANDLAMPS



WOODHEAD® OFFERS THE MOST EXTENSIVE LINE OF PORTABLE HANDLAMPS FOR USE IN WET, INDUSTRIAL AND COMMERCIAL ENVIRONMENTS

Task lighting in industrial environments can be a challenge for any process. Woodhead handlamps feature the most rugged, longest-lasting enclosures for use in all harsh environments: wet location, industrial duty, commercial duty and general duty.

FEATURES AND BENEFITS

Wide variety of light sources

Fixtures can be selected based on the actual type and amount of light needed for the application

Wide variety of enclosure ratings

Fixtures can be selected based on the application requirements for material, moisture, ruggedness

The most rugged high-performance enclosures

Products can be used for extended periods in the most harsh environments

APPLICATIONS

- Electrical cabinets
- General task lighting
- Spray and washdown areas
- Vaults and inspection areas

Handlamps Watertite® Wet Location Incandescent 75W, 100W



Features and Benefits

- Wet location rated handlamps meet and exceed OSHA requirements for wet location use
- Options on guards and globe types ensure the correct configuration for the application

Reference Information

UL File No.: E59251 (only grounded guards and 1220)
E59049 (1223, 1225 only)

CSA File No.: LR85374 (except polycarbonate globe)



Electrical

Voltage: 120V AC

Physical

Bulb Size: A21

Switch: No

Handle Construction:

Rubber for 1203 and 1207 series

Thermoset polyester for 1220 series

Environmental

NEMA Rating: NEMA 4X

A

Portable Lighting

Grounded Guard	Quick Open Guard	Reflector	Insulated Guard	Guard Material	Globe Material	Cord Type	NEMA Configuration	Cord Length	Lamp Wattage (max.)	Woodhead No.	Order No.
				#8 Gauge Zinc-plated Steel	Tempered glass				100W	1203	130103-0014
Yes				#8 Gauge Zinc-plated Steel	Tempered glass	16/3 SOOW	NEMA 5-15	7.62m (25.00')	100W	1203A163	130103-0015
Yes				#8 Gauge Zinc-plated Steel	Tempered glass	16/3 SOOW	NEMA 5-15	15.24m (50.00')	100W	1203B163	130103-0016
Yes				#8 Gauge Zinc-plated Steel	Tempered glass	16/3 SOOW	NEMA 5-15	30.48m (100.00')	100W	1203D163	130103-0017
Yes				#8 Gauge Zinc-plated Steel	Tempered glass				100W	1203GC	130103-0018
Yes				#8 Gauge Zinc-plated Steel	Tempered glass	16/3 SOOW	NEMA 5-15	7.62m (25.00')	100W	1203GCA163	130103-0019
Yes				#8 Gauge Zinc-plated Steel	Tempered glass	16/3 SOOW	NEMA 5-15	15.24m (50.00')	100W	1203GCB163	130103-0020
			Yes	#8 Gauge Zinc-plated Steel	Tempered glass				100W	1203I	130103-0021
Yes			Yes	#8 Gauge Zinc-plated Steel	Tempered glass	16/3 SOOW	NEMA 5-15	7.62m (25.00')	100W	1203IA163	130103-0022
Yes			Yes	#8 Gauge Zinc-plated Steel	Tempered glass	16/3 SOOW	NEMA 5-15	15.24m (50.00')	100W	1203IB163	130103-0024
Yes			Yes	#8 Gauge Zinc-plated Steel	Clear polycarbonate	16/3 SOOW	NEMA 5-15	15.24m (50.00')	75W	1203IB163P	130103-0025
Yes			Yes	#8 Gauge Zinc-plated Steel	Tempered glass	16/3 SOOW	NEMA 5-15	30.48m (100.00')	100W	1203ID163	130103-0026
Yes			Yes	#8 Gauge Zinc-plated Steel	Tempered glass				100W	1203IGC	130103-0027
				#8 Gauge Zinc-plated Steel	Clear polycarbonate				75W	1203P	130103-0029
Yes	Yes			#8 Gauge Zinc-plated Steel	Clear polycarbonate	16/3 SOOW	NEMA 5-15	7.62m (25.00')	75W	1203PQOA163	130103-0030
		Yes	Yes	#8 Gauge Zinc-plated Steel	Clear polycarbonate				75W	1203PRI	130103-0034
	Yes			#8 Gauge Zinc-plated Steel	Tempered glass				100W	1203QO	130103-0035
Yes	Yes			#8 Gauge Zinc-plated Steel	Tempered glass	16/3 SOOW	NEMA 5-15	7.62m (25.00')	100W	1203QOA163	130103-0036
Yes	Yes			#8 Gauge Zinc-plated Steel	Tempered glass	16/3 SOOW	NEMA 5-15	15.24m (50.00')	100W	1203QOB163	130103-0037
Yes	Yes			#8 Gauge Zinc-plated Steel	Tempered glass				100W	1203QOGC	130103-0038
		Yes		#8 Gauge Zinc-plated Steel	Tempered glass				100W	1203R	130103-0041
Yes		Yes		#8 Gauge Zinc-plated Steel	Tempered glass	16/3 SOOW	NEMA 5-15	7.62m (25.00')	100W	1203RA163	130103-0042
Yes		Yes		#8 Gauge Zinc-plated Steel	Clear polycarbonate	16/3 SOOW	NEMA 5-15	7.62m (25.00')	75W	1203RA163P	130103-0043
Yes		Yes		#8 Gauge Zinc-plated Steel	Tempered glass	16/3 SOOW	NEMA 5-15	15.24m (50.00')	100W	1203RB163	130103-0044
Yes		Yes		#8 Gauge Zinc-plated Steel	Clear polycarbonate	16/3 SOOW	NEMA 5-15	15.24m (50.00')	75W	1203RB163P	130103-0045
Yes		Yes		#8 Gauge Zinc-plated Steel	Tempered glass				100W	1203RGC	130103-0048
		Yes	Yes	#8 Gauge Zinc-plated Steel	Tempered glass				100W	1203RI	130103-0049
Yes		Yes	Yes	#8 Gauge Zinc-plated Steel	Tempered glass	16/3 SOOW	NEMA 5-15	7.62m (25.00')	100W	1203RIA163	130103-0050
Yes		Yes	Yes	#8 Gauge Zinc-plated Steel	Tempered glass	16/3 SOOW	NEMA 5-15	15.24m (50.00')	100W	1203RIB163	130103-0052
Yes		Yes	Yes	#8 Gauge Zinc-plated Steel	Tempered glass	16/3 SOOW	NEMA 5-15	30.48m (100.00')	100W	1203RID163	130103-0054
				Cast Aluminum	Tempered glass				100W	1207	130103-0055
Yes				Cast Aluminum	Tempered glass	16/3 SOOW	NEMA 5-15	7.62m (25.00')	100W	1207A163	130103-0056
Yes				Cast Aluminum	Tempered glass	16/3 SOOW	NEMA 5-15	15.24m (50.00')	100W	1207B163	130103-0057
Yes				Cast Aluminum	Tempered glass				100W	1207GC	130103-0058
		Yes		Cast Aluminum	Tempered glass				100W	1207R	130103-0060
Yes		Yes		Cast Aluminum	Tempered glass	16/3 SOOW	NEMA 5-15	7.62m (25.00')	100W	1207RA163	130103-0061
Yes		Yes		Cast Aluminum	Tempered glass	16/3 SOOW	NEMA 5-15	15.24m (50.00')	100W	1207RB163	130103-0062
Yes		Yes		Cast Aluminum	Tempered glass				100W	1207RGC	130103-0063
				N/A	PTFE				100W	1220	130103-0064
				N/A	PTFE	16/2 SOOW	NEMA 1-15	7.62m (25.00')	100W	1223	130103-0065
				N/A	PTFE	16/2 SOOW	NEMA 1-15	15.24m (50.00')	100W	1225	130103-0066

Replacement Parts

Description	Woodhead No.	Order No.
#8 Gauge Zinc-plated Steel Guard	1255	130112-0111
#8 Gauge Zinc-plated Steel Guard, with Reflector	1255R	130112-0114
#8 Gauge Zinc-plated Steel Guard, Quick-Open	1259	130112-0119
Glass Globe	1253	130191-0086
Polycarbonate Globe	41-6762	130112-0186
Teflon Globe with Hook	1229	130112-0110

Handlamps Wet Location Watertite® Fluorescent 13W, 26W , 40W



Features and Benefits

- Wet location rated handlamps meet and exceed OSHA requirements for wet location use.
- Fluorescent handlamps offer bright, diffused illumination but remain cool to the touch
- Fluorescent bulbs and rubber design provide added durability and safety

Reference Information

CSA File No.: LR85374



Electrical

Voltage: 120V AC, 60Hz

NEMA Configuration: NEMA 5-15 Watertite plug

Physical

Switch: Yes

Cord Type: 16/3 SJTOOW

Environmental

NEMA Rating: NEMA 4X

Lamp Wattage	Cord Length	Lumens	Lamp Type	Woodhead No.	Order No.
13W	7.62m (25.0')	900	PL13/41	19135A	130108-0170
13W	15.24m (50.0')	900	PL13/41	19135B	130108-0173
26W	7.62m (25.0')	1800	PL-C 26/41/4P	19265A	130108-0179
26W	15.24m (50.0')	1800	PL-C 26/41/4P	19265B	130108-0181
40W	7.62m (25.0')	3150	PL-L 40/41	19405A	130108-0183

Handlamps Super-Safeway™ Industrial Duty Incandescent 100W Max.



Features and Benefits

- The Super-Safeway line of handlamps offer heavy-duty construction and long operating life in the most demanding operating applications
- Rubber handles and 8-gauge Steel guards provide maximum protection for bulbs and electrical components
- Ergonomically designed fencer's flange handle helps protect users from accidentally touching a hot guard
- Available with or without a switch, outlet, quick-open or insulated guard ensuring the correct configuration for the application

Reference Information

UL File No.: E59251

CSA File No.: LR85374



Electrical

NEMA Configuration,

Product with Plug or Outlet: NEMA 5-15
Voltage: 240V max.

Physical

Bulb Size: A21

Handle Construction: Rubber

Guard Material: 8-gauge Zinc-plated Steel

Guard Style: Closed end, 75–100W with reflector

Outlet	Handle Assembly		Guard				Complete Light				
	Switch	Replacement Handle Assembly		Guard Style	Insulated Guard	Replacement Guard		Cord Type	Cord Length	Woodhead Number	Order No.
		Woodhead Number	Order No.			Woodhead Number	Order No.				
None	Yes	1174	130102-0207	Quick Open		1166	130112-0105			1055	130102-0083
		1174	130102-0207	Quick Open		1166	130112-0105	16/3 S00W	7.62m (25.00')	1055A163	130102-0084
		1174	130102-0207	Quick Open		1166	130112-0105	16/3 S00W	15.24m (50.00')	1055B163	130102-0085
		1174	130102-0207	Screw Release		1156	130112-0085			1065	130102-0101
		1174	130102-0207	Screw Release		1156	130112-0085	16/3 S00W	7.62m (25.00')	1065A163	130102-0102
		1174	130102-0207	Screw Release		1156	130112-0085	16/3 S00W	15.24m (50.00')	1065B163	130102-0103
		1174	130102-0207	Screw Release	Yes	1156IG	130112-0087			1065I	130102-0106
	No	1174	130102-0207	Screw Release	Yes	1156IG	130112-0087	16/3 S00W	15.24m (50.00')	1065IB163	130102-0107
		1173	130102-0204	Quick Open		1166	130112-0105			105	130102-0080
		1173	130102-0204	Quick Open		1166	130112-0105	16/3 S00W	7.62m (25.00')	105A163	130102-0081
		1173	130102-0204	Quick Open		1166	130112-0105	16/3 S00W	15.24m (50.00')	105B163	130102-0082
		1173	130102-0204	Screw Release		1156	130112-0085			106	130102-0095
		1173	130102-0204	Screw Release		1156	130112-0085	16/3 S00W	7.62m (25.00')	106A163	130102-0096
		1173	130102-0204	Screw Release		1156	130112-0085	16/3 S00W	15.24m (50.00')	106B163	130102-0097
Side	Yes	1175US	130102-0211	Quick Open		1166	130112-0105			105US	130102-0090
		1175US	130102-0211	Quick Open		1166	130112-0105	16/3 S00W	7.62m (25.00')	105USA163	130102-0091
		1175US	130102-0211	Quick Open		1166	130112-0105	16/3 S00W	15.24m (50.00')	105USB163	130102-0093
		1175US	130102-0211	Screw Release		1156	130112-0085			106US	130102-0114
		1175US	130102-0211	Screw Release		1156	130112-0085	16/3 S00W	7.62m (25.00')	106USA163	130102-0117
		1175US	130102-0211	Screw Release		1156	130112-0085	16/3 S00W	15.24m (50.00')	106USB163	130102-0120
		1175US	130102-0211	Screw Release	Yes	1156IG	130112-0087			106USI	130102-0123
	No	1175US	130102-0211	Screw Release	Yes	1156IG	130112-0087	16/3 S00W	7.62m (25.00')	106USIA163	130102-0124
		1175US	130102-0211	Screw Release	Yes	1156IG	130112-0087	16/3 S00W	15.24m (50.00')	106USIB163	130102-0125
		1175U	130102-0210	Quick Open		1166	130112-0105			105U	130102-0086
		1175U	130102-0210	Quick Open		1166	130112-0105	16/3 S00W	7.62m (25.00')	105UA163	130102-0087
		1175U	130102-0210	Quick Open		1166	130112-0105	16/3 S00W	15.24m (50.00')	105UB163	130102-0088
		1175U	130102-0210	Screw Release		1156	130112-0085			106U	130102-0108
		1175U	130102-0210	Screw Release		1156	130112-0085	16/3 S00W	7.62m (25.00')	106UA163	130102-0109
None	1175U	130102-0210	Screw Release		1156	130112-0085	16/3 S00W	15.24m (50.00')	106UB163	130102-0110	
	1175U	130102-0210	Screw Release	Yes	1156IG	130112-0087			106UI	130102-0111	
	1175U	130102-0210	Screw Release	Yes	1156IG	130112-0087	16/3 S00W	7.62m (25.00')	106UIA163	130102-0112	
	1175U	130102-0210	Screw Release	Yes	1156IG	130112-0087	16/3 S00W	15.24m (50.00')	106UIB163	130102-0113	

Handlamps Super-Safeway™ Industrial Duty Incandescent, 100W Max.



Features and Benefits

- The Super-Safeway line of handlamps offer heavy-duty construction and long operating life in the most demanding operating applications
- Unique quick-open nylon guard runs cooler than standard metal guards
- Available with or without switch or outlet ensuring the correct configuration for the application

Reference Information

UL File No.: E59251
CSA File No.: LR85374



Electrical

NEMA Configuration,
Product with Plug or Outlet: NEMA 5-15
Voltage: 240V max.

Physical

Bulb Size: A21
Handle Construction: Rubber
Guard Material: Nylon
Guard Style: Closed end, 75–100W, quick open

Outlet	Switch	Replacement Handle Assembly		Replacement Guard		Complete Light			
		Woodhead Number	Order No.	Woodhead Number	Order No.	Cord Type	Cord Length	Woodhead Number	Order No.
None	No	1173	130102-0204	1168	130112-0106			118	130102-0212
		1173	130102-0204	1168	130112-0106	16/3 S00W	7.62m (25.00')	118A163	130102-0213
		1173	130102-0204	1168	130112-0106	16/3 S00W	15.24m (50.00')	118B163	130102-0214
	Yes	1174	130102-0207	1168	130112-0106			1185	130102-0215
		1174	130102-0207	1168	130112-0106	16/3 S00W	7.62m (25.00')	118SA163	130102-0216
		1174	130102-0207	1168	130112-0106	16/3 S00W	15.24m (50.00')	118SB163	130102-0217
Side	No	1175U	130102-0210	1168	130112-0106	16/3 S00W	15.24m (50.00')	118UB163	130102-0221
		1175US	130102-0211	1168	130112-0106			118US	130102-0222
	Yes	1175US	130102-0211	1168	130112-0106	16/3 S00W	7.62m (25.00')	118USA163	130102-0223
		1175US	130102-0211	1168	130112-0106	16/3 S00W	15.24m (50.00')	118USB163	130102-0224

Handlamps Super-Safeway™ Industrial Duty Incandescent, 100W Max.



Features and Benefits

- The Super-Safeway line of handlamps offer heavy-duty construction and long operating life in the most demanding operating applications
- Rubber handles and 8-gauge Steel guards provide maximum protection for bulbs and electrical components
- Ergonomically designed fencer's flange handle helps protect users from accidentally touching a hot guard
- Available with or without a switch, outlet, reflector or insulated guard ensuring the correct configuration for the application

Reference Information

CSA File No.: LR85374



Electrical

NEMA Configuration,
Product with Plug or Outlet: NEMA 5-15
Voltage: 240V max.

Physical

Bulb Size: A21
Handle Construction: Rubber
Guard Material: 8-gauge Zinc-plated Steel
Guard Style: Open end, 75–100W

Handle Assembly				Guard				Complete Light				
Outlet	Switch	Replacement Handle Assembly		Reflector	Insulated Guard	Replacement Guard		Cord Type	Cord Length	Woodhead Number	Order No.	
		Woodhead Number	Order No.			Woodhead Number	Order No.					
None	No	1173	130102-0204			1160	130112-0092			110	130102-0138	
		1173	130102-0204	Yes		1164	130112-0099			114	130102-0167	
		1173	130102-0204	Yes		1164	130112-0099	16/3 S00W	7.62m (25.00')	114A163	130102-0168	
		1173	130102-0204	Yes		1164	130112-0099	16/3 S00W	15.24m (50.00')	114B163	130102-0169	
Side	No	1175U	130102-0210			1160	130112-0092			110U	130102-0140	
		1175U	130102-0210			1160	130112-0092	16/3 S00W	7.62m (25.00')	110UA163	130102-0141	
		1175U	130102-0210			1160	130112-0092	16/3 S00W	15.24m (50.00')	110UB163	130102-0142	
		1175U	130102-0210	Yes		1164	130112-0099			114U	130102-0171	
		1175U	130102-0210	Yes		1164	130112-0099	16/3 S00W	7.62m (25.00')	114UA163	130102-0172	
		1175U	130102-0210	Yes		1164	130112-0099	16/3 S00W	15.24m (50.00')	114UB163	130102-0173	
		1175U	130102-0210	Yes	Yes	1164IG	130112-0101			114UI	130102-0176	
		1175US	130102-0211			1160	130112-0092			110US	130102-0143	
	Yes	Yes	1175US	130102-0211	Yes		1164	130112-0099			114US	130102-0177
			1175US	130102-0211	Yes		1164	130112-0099	16/3 S00W	7.62m (25.00')	114USA163	130102-0178
			1175US	130102-0211	Yes	Yes	1164IG	130112-0101	16/3 S00W	7.62m (25.00')	114USIA163	130102-0183
			1175US	130102-0211	Yes		1164	130112-0099	16/3 S00W	15.24m (50.00')	114USB163	130102-0180
			1175US	130102-0211	Yes	Yes	1164IG	130112-0101	16/3 S00W	15.24m (50.00')	114USIB163	130102-0184

Hand Lamps Super-Safeway™ Industrial Duty Incandescent 100W Max.



Features and Benefits

- The Super-Safeway line of handlamps offer heavy-duty construction and long operating life in the most demanding operating applications
- Rubber handles and 8-gauge Steel guards provide maximum protection for bulbs and electrical components
- Ergonomically designed fencer's flange handle helps protect users from accidentally touching a hot guard
- Available with or without switch, outlet, reflector or insulated guard ensuring the correct configuration for the application

Reference Information

CSA File No.: LR85374



Electrical

NEMA Configuration,
Product with Plug or Outlet: NEMA 5-15
Voltage: 240V max.

Physical

Bulb Size: A23
Handle Construction: Rubber
Guard Material: 8-gauge Zinc-plated Steel
Guard Style: Open end, 200–300W

Handle Assembly				Guard				Complete Light				
Outlet	Switch	Replacement Handle Assembly		Reflector	Insulated Guard	Replacement Guard		Cord Type	Cord Length	Woodhead Number	Order No.	
		Woodhead Number	Order No.			Woodhead Number	Order No.					
None	No	1173	130102-0204			1161	130112-0095			111	130102-0145	
		1173	130102-0204			1161	130112-0095	16/3 S00W	7.62m (25.00')	111A163	130102-0146	
		1173	130102-0204			1161	130112-0095	16/3 S00W	15.24m (50.00')	111B163	130102-0148	
		1173	130102-0204		Yes	1161G	130112-0097	16/3 S00W	15.24m (50.00')	111B163	130102-0152	
		1173	130102-0204	Yes		1165	130112-0102			115	130102-0185	
		1173	130102-0204	Yes	Yes	1165IG	130112-0104			115I	130102-0189	
	1173	130102-0204	Yes		1165	130112-0102	16/3 S00W	15.24m (50.00')	115B163	130102-0188		
	Yes	1174	130102-0207			1161	130112-0095			111S	130102-0153	
Side	No	1175U	130102-0210			1161	130112-0095			111U	130102-0158	
		1175U	130102-0210			1161	130112-0095	16/3 S00W	7.62m (25.00')	111UA163	130102-0159	
		1175U	130102-0210			1161	130112-0095	16/3 S00W	15.24m (50.00')	111UB163	130102-0160	
		1175U	130102-0210			1161	130112-0095	16/3 S00W	15.24m (50.00')	111UIB163	130102-0163	
		1175U	130102-0210	Yes		1165	130112-0102			115U	130102-0192	
		1175U	130102-0210	Yes		1165	130112-0102			115UI	130102-0196	
		Yes	1175U	130102-0210	Yes		1165	130112-0102	16/3 S00W	7.62m (25.00')	115UA163	130102-0193
	1175U		130102-0210	Yes	Yes	1165IG	130112-0104	16/3 S00W	15.24m (50.00')	115UB163	130102-0194	
	1175US		130102-0211			1161	130112-0095			111US	130102-0164	
	1175US		130102-0211			1161	130112-0095	16/3 S00W	7.62m (25.00')	111USA163	130102-0165	
	1175US		130102-0211	Yes		1165	130112-0102			115US	130102-0198	
	1175US		130102-0211	Yes		1165	130112-0102			115USI	130102-0201	
	1175US		130102-0211	Yes		1165	130112-0102	16/3 S00W	7.62m (25.00')	115USA163	130102-0199	
	1175US		130102-0211	Yes	Yes	1165IG	130112-0104	16/3 S00W	7.62m (25.00')	115USAI63	130102-0202	
	1175US		130102-0211	Yes		1165	130112-0102	16/3 S00W	15.24m (50.00')	115USB163	130102-0200	
1175US	130102-0211	Yes	Yes	1165IG	130112-0104	16/3 S00W	15.24m (50.00')	115USIB163	130102-0203			

Hand Lamps Super-Safeway™ Industrial Duty Incandescent PAR38 Bulb



Features and Benefits

- The Super-Safeway line of hand lamps offer heavy-duty construction and long operating life in the most demanding operating applications
- Rubber handles and 8-gauge Steel guards provide maximum protection for bulbs and electrical components
- Ergonomically designed fencer's flange handle helps protect users from accidentally touching a hot guard
- Available with or without a switch or outlet ensuring the correct configuration for the application

Electrical

NEMA Configuration,
Product with Plug or Outlet: NEMA 5-15
Voltage: 240V max.

Physical

Bulb Size: PAR38
Handle Construction: Rubber
Guard Material: 8-gauge Zinc-plated Steel
Guard Style: Open end, PAR38

Handle Assembly				Guard		Complete Light			
Outlet	Switch	Replacement Handle Assembly		Replacement Guard		Cord Type	Cord Length	Woodhead Number	Order No.
		Woodhead Number	Order No.	Woodhead Number	Order No.				
None	No	1173	130102-0204	1181	130112-0108			119	130102-0226
		1173	130102-0204	1181	130112-0108	16/3 S00W	7.62m (25.00')	119A163	130102-0227
		1173	130102-0204	1181	130112-0108	16/3 S00W	15.24m (50.00')	119B163	130102-0228
	Yes	1174	130102-0207	1181	130112-0108			119S	130102-0229
		1174	130102-0207	1181	130112-0108	16/3 S00W	7.62m (25.00')	119SA163	130102-0230
		1175US	130102-0211	1181	130112-0108			119US	130102-0234
Side	Yes	1175US	130102-0211	1181	130112-0108	16/3 S00W	7.62m (25.00')	119USA163	130102-0235
		No	1175U	130102-0210	1181	130112-0108	16/3 S00W	15.24m (50.00')	119UB163

Hand Lamps Super-Safeway™ Industrial Duty Fluorescent 4W, 8W, 15W, 30W



Features and Benefits

- Fluorescent hand lamps offer bright, diffused illumination but remain cool to the touch
- Fluorescent bulbs and rubber design provide added durability and safety
- Dual hooks provide additional options for mounting

Reference Information

UL File No.: E59049 (except 1013-3, 1015-3)
CSA File No.: LR85374



Electrical

NEMA Configuration: NEMA 5-15
Voltage: 120V 60Hz

Physical

Handle Construction: Rubber
Cord Type: 18/3 SJTW

Switch	Lamp Wattage	Ballast Location	Cord Length	Lumens	Lamp Type	Woodhead No.	Order No.
No	4W	Cord	5.49m (18.00')	95	F4/T5	1045	130108-0091
	8W	Cord	5.49m (18.00')	300	F8/T5	1049	130108-0092
Yes	15W	Handle	7.62m (25.00')	910	F15/T8	1003-3	130108-0078
		Handle	15.24m (50.00')	910	F15/T8	1005-3	130108-0083
	30W	Cord	7.62m (25.00')	2000	F30/T8	1013-3	130108-0085
		Cord	15.24m (50.00')	2000	F30/T8	1015-3	130108-0088

Hand Lamps Super-Safeway™ Industrial Duty Fluorescent 13W, 27W, 40W



Features and Benefits

- Fluorescent handlamps offer bright, diffused illumination but remain cool to the touch
- Fluorescent bulbs and rubber design provide added durability and safety
- Models available for European & Asian electrical requirements

Reference Information

UL File No.: E59049 (only 120V AC 60Hz with switch and ballast in handle)

CSA File No.: LR85374



Physical

Handle Construction: Rubber
Guard Material: Butyrate

Switch	Fixture Voltage	Lamp Wattage	Cord Type	Ballast Location	NEMA Configuration	Cord Length	Lumens	Lamp Type	Woodhead No.	Order No.		
No	120V AC 60 Hz	13W	16/3 SJTOW	Handle	NEMA 5-15	7.62m (25.00')	900	PL13/41	1086-3NS	130108-0134		
			18/3 SJT00W	Cord	NEMA 5-15	7.62m (25.00')			1083-3NS	130108-0122		
16/3 SJTOW	Handle		NEMA 5-15	7.62m (25.00')	1086-3	130108-0128						
			NEMA 5-15	15.24m (50.00')	1087-3	130108-0136						
Yes	120V AC 60 Hz	13W	18/3 SJT00W	Cord	NEMA 5-15	7.62m (25.00')	900	PL13/41	1083-3	130108-0106		
					NEMA 5-15	15.24m (50.00')			1085-3	130108-0125		
			7.62m (25.00')	1083-3-P	130108-0123							
			15.24m (50.00')	1085-3-P	130108-0126							
	230V AC 50 Hz	13W	18/3 SJT00W	Cord	NEMA 5-15	7.62m (25.00')	1800	PL-L27/41	1093-3	130108-0139		
					NEMA 5-15	15.24m (50.00')			1095-3	130108-0143		
	120V AC 60 Hz	27W	18/3 SJT00W	Cord	NEMA 5-15	7.62m (25.00')			3150	PL-L40/41	1097-3	130108-0144
					NEMA 5-15	15.24m (50.00')					1099-3	130108-0149
	120V AC 60 Hz	40W	18/3 SJT00W	Cord	NEMA 5-15	7.62m (25.00')	3150	PL-L40/41			1097-3	130108-0144
					NEMA 5-15	15.24m (50.00')					1099-3	130108-0149

Replacement Parts

Description	Woodhead No.	Order No.
13W Replacement Lamp	34-0350	130191-0021
27W Replacement Lamp	34-0130	130191-0036
40W Replacement Lamp	34-0120	130191-0035
1083-3 with Switch, Head Only	1083-3H0N	130112-0068
1086-3 with Switch & Ballast, Head Only	1086-3H0	130108-0133
Shield Assembly for 13W Lights	40-1040	130112-0176

Hand Lamps Safeway® Commercial Duty Incandescent 100W Max.



Features and Benefits

- Phenolic handle and 8-gauge Steel guard provide rugged protection for bulb and electrical components
- Available with or without a switch, outlet or quick-open guard ensuring the correct configuration for the application

Reference Information

UL File No.: E59251
CSA File No.: LR85374



Electrical

NEMA Configuration,
Product with Plug or Outlet: NEMA 5-15
Voltage: 240V max.

Physical

Bulb Size: A21
Handle Construction: Phenolic
Guard Material: 8-gauge Zinc-plated Steel
Guard Style: Closed end, 75–100W with reflector

Handle Assembly				Guard			Complete Light			
Outlet	Switch	Replacement Handle Assembly		Guard Style	Replacement Guard		Cord Type	Cord Length	Woodhead No.	Order No.
		Woodhead No.	Order No.		Woodhead No.	Order No.				
None	Yes	270-1	130102-0245	Quick Open	1166	130112-0105	16/3 SJTOW	15.24m (50.0')	276S	130102-0266
		270-1	130102-0245		1166	130112-0105			276SB163	130102-0268
		270-1	130102-0245		1156	130112-0085			271S	130102-0252
		270-1	130102-0245	Screw Release	1156	130112-0085	16/3 SJTOW	7.62m (25.0')	271SA163	130102-0253
		270-1	130102-0245		1156	130112-0085	16/3 SJTOW	15.24m (50.0')	271SB163	130102-0254
Side	No	270-2	130102-0246	Quick Open	1166	130112-0105	16/3 SJTOW	7.62m (25.0')	276U	130102-0269
		270-2	130102-0246		1166	130112-0105			276UA163	130102-0270
		270-2	130102-0246		1166	130112-0105			16/3 SJTOW	15.24m (50.0')
		270-2	130102-0246	Screw Release	1156	130112-0085			271U	130102-0256
		270-2	130102-0246		1156	130112-0085	16/3 SJTOW	7.62m (25.0')	271UA163	130102-0257
		270-2	130102-0246		1156	130112-0085	16/3 SJTOW	15.24m (50.0')	271UB163	130102-0258
	Yes	Quick Open	270-3	130102-0247	1166	130112-0105			276US	130102-0272
			270-3	130102-0247	1166	130112-0105	16/3 SJTOW	7.62m (25.0')	276USA163	130102-0273
			270-3	130102-0247	1166	130112-0105	16/3 SJTOW	15.24m (50.0')	276USB163	130102-0274
			270-3	130102-0247	1156	130112-0085			271US	130102-0259
		Screw Release	270-3	130102-0247	1156	130112-0085	16/3 SJTOW	7.62m (25.0')	271USA163	130102-0260
			270-3	130102-0247	1156	130112-0085	16/3 SJTOW	15.24m (50.0')	271USB163	130102-0261

Handlamps Safeway® Commercial Duty Incandescent 100W Max.



Features and Benefits

- Nylon handle with switch and outlet provides convenience
- Quick-open guard makes bulb changes quick and easy

Reference Information

UL File No.: E59049
CSA File No.: LR85374



Electrical

NEMA Configuration: NEMA 5-15
Voltage: 120V AC 60Hz

Physical

Bulb Size: A21
Handle Construction: Nylon
Guard Material: 10-gauge Zinc-plated Steel
Guard Style: Quick open with reflector
Cord Type: 16/3 SJTOW
Outlet: Yes
Switch: Yes

Cord Length	Woodhead No.	Order No.
7.62m (25.0')	402	130109-0007
15.24m (50.0')	405	130109-0009

Handlamps Pro-Yellow® Commercial Duty Incandescent 150W Max.



Features and Benefits

- Rating of 150W allows for maximum light output for demanding applications
- Elastomeric grips on handle improve comfort during use

Reference Information

UL File No.: E59049



Electrical

NEMA Configuration: NEMA 5-15

Voltage: 120V AC 60Hz

Physical

Bulb Size: A21

Handle Construction: Nylon

Guard Material: 10-gauge Zinc-plated Steel

Guard Style: Quick open with reflector

Cord Type: 16/3 SJTW

Outlet: Yes

Switch: Yes

Cord Length	Woodhead No.	Order No.
7.62m (25.0')	WT6C-25	130109-0026
15.24m (50.0')	WT6C-50	130109-0027

Handlamps Pro-Yellow® General Duty Incandescent 100W Max.



Features and Benefits

- Hide-away guard rotates for easy bulb changes
- All plastic guard will run cooler than metal guards
- Elastomeric grips on handle improve comfort during use

Reference Information

UL File No.: E59049



Electrical

NEMA Configuration: NEMA 5-15

Voltage: 120V AC 60Hz

Physical

Bulb Size: A21

Handle Construction: Nylon

Guard Material: Polypropylene

Guard Style: Hide away

Cord Type: 18/3 SJTW

Outlet: No

Switch: Yes

Cord Length	Woodhead No.	Order No.
6.10m (20.0')	WT3C-20	130109-0017

Handlamps Pro-Yellow® Commercial Duty Fluorescent 26W



Features and Benefits

- Fluorescent handlamps run cooler and are more durable than incandescent
- The 26W lamp provides maximum light output in a compact size
- Elastomeric grips on handle improve comfort during use

Reference Information

UL File No.: E59049



Electrical

NEMA Configuration: NEMA 5-15
Voltage: 120V AC 60Hz

Physical

Bulb Size: PL-C26/41/4P
Handle Construction: Nylon
Guard Material: Polycarbonate
Cord Type: 18/3 SJTW
Outlet: No
Switch: Yes

Cord Length	Lumens	Woodhead No.	Order No.
7.62m (25.0')	1800	WT6F-25	130109-0028
15.24m (50.0')	1800	WT6F-50	130109-0029

Handlamps Pro-Yellow® General Duty Fluorescent 13W



Features and Benefits

- Fluorescent handlamps run cooler and are more durable than incandescent
- The 13W lamp provides adequate light for most general duty tasks
- Elastomeric grips on handle improve comfort during use

Reference Information

UL File No.: E59049



Electrical

NEMA Configuration: NEMA 5-15
Voltage: 120V AC 60Hz

Physical

Bulb Size: PL13/41
Handle Construction: Nylon
Guard Material: Polycarbonate
Cord Type: 18/3 SJTW
Outlet: No
Switch: Yes

Cord Length	Lumens	Woodhead No.	Order No.
6.10m (20.0')	900	WT3F-20	130109-0020

WIDE-AREA LIGHTING



WOODHEAD® WIDE-AREA LIGHTING PRODUCTS OFFER AN EXTENSIVE RANGE OF PORTABLE LIGHTING SOLUTIONS SUITABLE FOR RUGGED AND HARSH APPLICATIONS FOR HAZARDOUS, WET AND INDUSTRIAL ENVIRONMENTS

The need for temporary wide-area lighting can arise in virtually any application. Woodhead offers the largest array of portable lighting fixtures and varieties of light sources to meet any lighting need. The combination of connection methods, application styles and environmental certifications ensures these products will meet the requirements of any wide-area lighting application.

FEATURES AND BENEFITS

Variety of light sources

Fixtures can be selected based on the type and amount of light for the application

Range of enclosure ratings

Fixtures can be selected based on the application requirements for material, moisture, ruggedness

Selection of mounting methods

Fixtures can be installed in a variety of applications

APPLICATIONS

- Manufacturing
- Natural gas utility service vehicles
- Construction site lighting
- Petrochemical plant shut downs
- Utility plant shut downs
- Maintenance and Repair Operations (MRO)

Wide Area Lights Hazardous Duty LED 80W



Features and Benefits

- Rugged cast aluminum enclosure with unique rubber lens gasket assembly provide superior strength and durability, impact and corrosion resistance
- Four, 20W LED arrays that resist breakage during rough handling and deliver 5270 lumens at 5100K color temperature
- Operating range of -40°C to $+40^{\circ}\text{C}$ allows for use in a wide range of temperatures
- Versatile mounting clamp/handle/cord wrap and a variety of electrical fitting options provide mounting flexibility

Reference Information

QPS File No.: LR1111-2
 Hazardous Locations: Class I, Division 2,
 Groups B, C and D; Zone 2
 Temperature Code: T4A/ $+120^{\circ}\text{C}$

Electrical

Voltage: 120 to 277VAC, 50/60Hz

Physical

Switch: No
 Construction: Cast aluminum housing, polycarbonate lens

Environmental

NEMA Enclosure rating: NEMA 3 indoor/outdoor

Cord Type	Cord Length-Primary	Cord Length-Secondary	Plug Type	Connector Type	Woodhead No.	Order No.
14/3 500W	7.62m (25.0')		NEMA 5-15, Watertite®		1076HZ25025143	130243-0021
14/3 500W	0.91m (3.0')	0.91m (3.0')			1076HZ2F003143F003	130243-0022
12/3 500W	0.91m (3.0')	0.91m (3.0')			1076HZ2F003123F003	130243-0023
14/3 500W	15.24m (50.0')		NEMA 5-15, Watertite		1076HZ25050143	130243-0025
14/3 500W	7.62m (25.0')	0.91m (3.0')	NEMA 5-15, Haz Loc	NEMA 5-15, Haz Loc	1076HZ2X025143X003	130243-0027
14/3 500W	15.24m (50.0')	0.91m (3.0')	NEMA 5-15, Haz Loc	NEMA 5-15, Haz Loc	1076HZ2X050143X003	130243-0028
12/3 500W	0.91m (3.0')	0.91m (3.0')	NEMA 5-15, Haz Loc	NEMA 5-15, Haz Loc	1076HZ2X003123X003	130243-0029
			90 Brad Power		1076HZ21L198PC	130243-0030
12/3 500W	0.91m (3.0')				1076HZ2F003123	130243-0031
			Straight Brad Power	Straight Brad Power	1076HZ21L1RBPC1L1R	130243-0032
14/3 500W	15.24m (50.0')		NEMA 5-15, Haz Loc		1076HZ2X050143	130243-0033

Wide Area Lights Hazardous Duty Fluorescent 110W



Features and Benefits

- Rugged cast aluminum enclosure with unique rubber lens gasket assembly provide superior strength and durability, impact and corrosion resistance
- Two, 55W fluorescent lamps that are shock-mounted resist breakage during rough handling
- Operating range of -40°C to $+40^{\circ}\text{C}$ with a cold-start temperature of -20°C or colder allows for use in a wide range of temperatures
- Versatile mounting clamp/handle/cord wrap and a variety of electrical fitting options provide mounting flexibility

Reference Information

QPS File No.: LR1111
 Hazardous Locations: Class I, Division 2,
 Groups B, C and D; Zone 2
 Temperature Code: T3A

Electrical

Voltage: 120 to 277VAC, 50/60Hz

Physical

Switch: No
 Construction: Cast aluminum housing, polycarbonate lens

Environmental

NEMA Enclosure rating: NEMA 3 indoor/outdoor

Cord Type	Cord Length-Primary	Cord Length-Secondary	Plug Type	Connector Type	Woodhead No.	Order No.
14/3 500W	7.62m (25.0')		NEMA 5-15, Watertite®		1075HZ25025143	130243-0001
14/3 500W	0.91m (3.0')	0.91m (3.0')			1075HZ2F003143F003	130243-0002
12/3 500W	0.91m (3.0')	0.91m (3.0')			1075HZ2F003123F003	130243-0003
14/3 500W	15.24m (50.0')		NEMA 5-15, Watertite		1075HZ25050143	130243-0005
14/3 500W	7.62m (25.0')	0.91m (3.0')	NEMA 5-15, Haz Loc	NEMA 5-15, Haz Loc	1075HZ2X025143X025	130243-0007
14/3 500W	15.24m (50.0')	0.91m (3.0')	NEMA 5-15, Haz Loc	NEMA 5-15, Haz Loc	1075HZ2X050143X050	130243-0008
12/3 500W	0.91m (3.0')	0.91m (3.0')	NEMA 5-15, Haz Loc	NEMA 5-15, Haz Loc	1075HZ2X003123X003	130243-0009

Wide Area Lights Industrial Duty Tube Light LED 40W, 72W



Features and Benefits

- High-output LED
- Includes adjustable nylon strap for mounting convenience
- Rubber end caps and reinforced channel ensure durability

Reference Information

UL File No.: E174254



Electrical

Fixture Voltage: 120V AC
NEMA Configuration, Plug and Connector:
Waterite NEMA 5-15

Physical

Switch: No
Construction: Rubber end caps and butyrate shields

Lamp Length	Fixture Wattage	Primary Cord Length	Feed-Thru Cord Length	Receptacle Max. Load	Woodhead No.	Order No.
1.22m (4.0')	72W	7.62m (25.0')			2000-LED	130108-0300
1.22m (4.0')	72W	7.62m (25.0')	0.15m (6.0")	11A	2001-LED	130108-0301
1.22m (4.0')	72W	1.22m (4.0')	0.15m (6.0")	11A	2002-LED	130108-0302
1.22m (4.0')	72W	1.22m (4.0')			2003-LED	130108-0303
0.61m (2.0')	40W	7.62m (25.0')			2010-LED	130108-0304
0.61m (2.0')	40W	7.62m (25.0')	0.15m (6.0")	11A	2011-LED	130108-0305
0.61m (2.0')	40W	1.22m (4.0')	0.15m (6.0")	11A	2012-LED	130108-0306
0.61m (2.0')	40W	1.22m (4.0')			2013-LED	130108-0307

Wide Area Lights Hazardous Duty Tube Light, Purged Fluorescent 128W



Features and Benefits

- Purge light utilizes compressed air flowing through the fixture to prevent the entry of explosive vapors
- Rubber end caps and bumpers provide protection for the light during transport and use.
- 128W in a portable fixture provides maximum lighting wherever needed.
- Velcro mounting strap included

Reference Information

CSA File No.: LR39801
Hazardous Locations: Class I, Division I, Groups B, C and D
Temperature Code: T5



Electrical

NEMA Configuration, Plug: Watertite NEMA 5-15

Physical

Switch: No

Construction: Rubber end caps and butyrate shields

Cord Type: 16/3 SOOW

Fixture Voltage	Fixture Wattage	Cord Length	Lumens	Lamp Type	Woodhead No.	Order No.
120VAC 60HZ	128W	7.62m (25.0')	11400	F32/T8	2000PLX25	130108-0188

Wide Area Lights Industrial Duty Tube Light Fluorescent 80W, 128W



Features and Benefits

- Rubber end caps and bumpers provide protection for the light during transport and use
- Up to 128W in a portable fixture provides maximum lighting wherever needed
- Velcro mounting strap included for mounting convenience

Reference Information

UL File No.: E174254 (except 2031-P)
CSA File No.: LR85374



Electrical

NEMA Configuration, Plug and Connector:

NEMA 5-15 (except 2031-P, that has no plug or connector)

Physical

Switch: No

Construction: Rubber end caps and butyrate shields

Cord Type: 16/3 SOOW

Fixture length: 95.6cm (37.6") for 80W

173.4cm (68.3") for 128W

Outlet	Fixture Voltage (max.)	Fixture Wattage (max.)	Primary Cord Length	Secondary Cord Length	Lumens	Lamp Type	Woodhead No.	Order No.
None	120V AC 60 Hz	80W	7.62m (25.00')		6300	PL-L 40/41	2030	130108-0199
	120V AC 60 Hz	128W	0.91m (3.00')		11400	F32/T8	2003	130108-0194
	120V AC 60 Hz	128W	7.62m (25.00')		11400	F32/T8	2000	130108-0187
Feed-through	120V AC 60 Hz	80W	7.62m (25.00')	0.152m (6.00")	6300	PL-L 40/41	2031	130108-0202
	120V AC 60 Hz	128W	1.22m (4.00')	0.152m (6.00")	11400	F32/T8	2002	130108-0193
	120V AC 60 Hz	128W	7.62m (25.00')	0.152m (6.00")	11400	F32/T8	2001	130108-0191
	230V AC 50 Hz	80W	7.62m (25.00')	0.152m (6.00")	6300	PL-L 40/41	2031-P	130108-0203

Wide Area Lights

Industrial Duty

Fluorescent

30W, 50W, 64W, 80W, 160W



Features and Benefits

- Multiple lamp wattages and fixture sizes mean the right light for the job
- Rubber endcaps and reinforced center channel make this the most durable temporary fluorescent fixture on the market
- Feed-thru options make stringing multiple lights together quick and easy

Reference Information

UL File No.: E174254 (except 1060 series)
 CSA File No.: LR85374 (except 1060 series and -PL versions)



Electrical

Fixture Voltage: 120V 60 Hz max.
 NEMA Configuration,
 Plug and Connector: NEMA 5-15 Watertite®

Physical

Switch: No
 Construction: Rubber end caps and butyrate shields
 Cord Type: 16/3 SJOW

Outlet	Fixture Wattage (max.)	Primary Cord Length	Secondary Cord Length	Lumens	Lamp Type	Fixture Length	Woodhead No.	Order No.
None	30W	7.62m (25.0')		1820	F15/T8	62.5cm (24.6")	1324	130108-0151
	50W	7.62m (25.0')		4160	F25/T8	108.3cm (42.6")	1326	130108-0155
	64W	7.62m (25.0')		5700	F32/T8	138.8cm (54.6")	1350	130108-0162
	80W	7.62m (25.0')		6300	PL-L 40/41	77.2cm (30.4")	1050-PL	130108-0094
	160W	7.62m (25.0')		12600	PL-L 40/41	138.8cm (54.6")	1060-PL	130108-0103
Feed-through	30W	1.22m (4.0')	0.152m (6.00")	1820	F15/T8	62.5cm (24.6")	1335	130108-0157
	30W	7.62m (25.0')	0.152m (6.00")	1820	F15/T8	62.5cm (24.6")	1334	130108-0156
	50W	1.22m (4.0')	0.152m (6.00")	4160	F25/T8	108.3cm (42.6")	1337	130108-0160
	50W	7.62m (25.0')	0.152m (6.00")	4160	F25/T8	108.3cm (42.6")	1336	130108-0158
	64W	1.22m (4.0')	0.152m (6.00")	5700	F32/T8	138.8cm (54.6")	1352	130108-0167
	64W	7.62m (25.0')	0.152m (6.00")	5700	F32/T8	138.8cm (54.6")	1351	130108-0164
	80W	1.22m (4.0')	0.152m (6.00")	6300	PL-L 40/41	77.2cm (30.4")	1052-PL	130108-0101
	80W	7.62m (25.0')	0.152m (6.00")	6300	PL-L 40/41	77.2cm (30.4")	1051-PL	130108-0098
	160W	1.22m (4.0')	0.152m (6.00")	12600	PL-L 40/41	138.8cm (54.6")	1062-PL	130108-0105
	160W	7.62m (25.0')	0.152m (6.00")	12600	PL-L 40/41	138.8cm (54.6")	1061-PL	130108-0104

Wide Area Lights

Industrial Duty

Low Voltage

Fluorescent

64W, 80W



Features and Benefits

- Low-voltage fixtures provide added safety in conductive environments using Woodhead® low-voltage workstations to provide the power
- Multiple lamp wattages and fixture sizes mean the right light for the job
- Rubber end caps and reinforced center channel ensure durability
- Feed-thru options make stringing multiple lights together quick and easy

Reference Information

UL File No.: E174254 (except 1051-12, 1052-12)
 CSA File No.: LR85374



Electrical

Fixture Voltage: 12V AC max.
 NEMA Configuration, Plug and Connector: Non-NEMA
 Power Source: 1640-12 workstation or equivalent

Physical

Switch: No
 Construction: Rubber end caps and butyrate shields
 Fixture Length: 63.6cm (30.4") for 80W
 138.8cm (54.6") for 64W

Outlet	Fixture Wattage (max.)	Primary Cord Length	Secondary Cord Length	Lumens	Lamp Type	Woodhead No.	Order No.
None	64W	7.62m (25.0')		5300	F32/T8	1050-12	130108-0093
	80W	7.62m (25.0')		6300	PL-L 40/41	1050-PL12	130108-0095
Feed-through	64W	7.62m (25.0')	0.152m (6.00")	5300	F32/T8	1051-12	130108-0097
	80W	7.62m (25.0')	0.152m (6.00")	6300	PL-L 40/41	1051-PL12	130108-0099
	64W	1.22m (4.0')	0.152m (6.00")	5300	F32/T8	1052-12	130108-0100
	80W	1.22m (4.0')	0.152m (6.00")	6300	PL-L 40/41	1052-PL12	130108-0102

Wide Area Lights Wet Location LED Light 40W



Features and Benefits

- Heavy-duty mounting magnets mean easy installation on many metal surfaces
- Feed-through connector option makes it easy to string together multiple lights in a large area
- LED

Reference Information

UL File No.: E174254



Electrical

Fixture Voltage: 120V AC 60 Hz
NEMA Configuration: NEMA 5-15 (Watertite® connector on feed-thru outlet)

Physical

Switch: No
Cord Type: 16/3 SJTOW
Construction: Cast Aluminum housing and polycarbonate lens with heavy-duty mounting magnet

Environmental

Rating: Suitable for wet locations

Outlet	Lamp Wattage	Primary Cord Length	Secondary Cord Length	Woodhead No.	Order No.
None	2 x 20W	3.04m (10.0')		8565-LED	130110-0060
Feed-Through		3.04m (10.0')	0.152m (6.0")	8565F-LED	130110-0061

Replacement Parts

Description	Woodhead No.	Order No.
Replacement Lens	37-8574	130185-0471
Replacement Magnet	130112-0263	130112-0263

Wide Area Lights Wet Location HID Lighting 70W



Features and Benefits

- Heavy-duty mounting magnets mean easy installation on many metal surfaces
- Feed-thru connector option makes it easy to string together multiple lights in a large area
- Choice of metal halide or high-pressure sodium provides the desired lighting for the application

Reference Information

UL File No.: E174254



Electrical

Fixture Voltage: 120V/60 Hz
NEMA Configuration: NEMA 5-15 (Watertite® connector on feed thru outlet)

Physical

Switch: No
Cord Type: 16/3 SJTOW
Construction: Cast Aluminum housing and polycarbonate lens with heavy-duty mounting magnet

Environmental

Rating: Suitable for wet locations

Outlet	Lamp Type	Lamp Wattage	Primary Cord Length	Secondary Cord Length	Woodhead No.	Order No.
Feed-through	HPS	70W	3.04m (10.0')	0.305m (1.00')	8565F	130110-0033
	MH70		3.04m (10.0')	0.305m (1.00')	8565F-MH	130110-0034
None	HPS		3.04m (10.0')		8565	130110-0031
	MH70		3.04m (10.0')		8565-MH	130110-0035

Replacement Parts

Description	Woodhead No.	Order No.
Replacement Lens - 8565 Series	37-8574	130185-0471
Replacement Magnet - 8565 Series	37-8564	130185-0558

Wide Area Lights Industrial Duty Halogen Floodlights 100W, 500W, 1000W



Features and Benefits

- Heavy-duty Steel guards and Steel frames protect the lamps and support the fixture for rigorous use
- Stanchion available with GFCI outlet for convenient, safe auxiliary power

Reference Information

CSA File No.: LR85374 (8506 only)



Physical

Lamp Type: Quartz halogen

Construction: Heavy-duty Steel guards and Steel frames

GFCI Outlet	Switch	Mount	Fixture Voltage (max.)	Lamp Wattage	NEMA Configuration	Cord Type	Cord Length	Woodhead No.	Order No.
No	No	Magnet	12V AC/DC	100W	Non-NEMA	16/3 S00W	7.62m (25.0')	8500M	130110-0021
		Magnet	120V AC 60 Hz	500W	NEMA 5-15	16/3 S00W	7.62m (25.0')	8506M	130110-0022
		Stand	12V AC/DC	100W	Non-NEMA	16/3 S00W	7.62m (25.0')	8500	130091-0192
		Stand	120V AC 60 Hz	500W	NEMA 5-15	16/3 S00W	7.62m (25.0')	8506	130135-0323
	Stand	120V AC 60 Hz	1000W	NEMA 5-15	16/3 S00W	7.62m (25.0')	8511	130110-0023	
Yes	Yes	Stanchion	120V AC 60 Hz	500W (2)	NEMA 5-15	12/3 S00W	0.457m (1.50')	SBS2500	130110-0043
		Stanchion	120V AC 60 Hz	500W (2)	NEMA 5-20*	12/3 S00W	0.457m (1.50')	SBG2500	130110-0042

* Receptacle is NEMA 5-15

Wide Area Lights Commercial Duty High Bay Metal Halide 400W



Features and Benefits

- 400W metal halide bulb provides economical, efficient temporary lighting on commercial, industrial and residential construction sites
- Type "O" lamp and mogul socket complies with NEC 2005 and ANSI C78.387 to prevent the use of lamps without filament protection and increases job safety
- Spring-loaded hook and molded cordset allow for quick installation on the job site
- Knock-outs on the wiring compartment provide easy feed-thru connections or for connection to alternate power sources
- 8575-MH-PS has NEC compliant pulse-start technology

Reference Information

UL File No.: E174253 (8575-MH for use in Canada only)



Electrical

Fixture Voltage: 120V/60 Hz (with quad-tap ballast for 120V/208V/240V/277V, 60 Hz hardwiring)

NEMA Configuration, Plug: NEMA 5-15

Physical

Switch: No

Cord Type: 18/3 SJTW, 3' long with molded plug

Construction: 10-gauge plated wire guard, spring-loaded hook, type O lamp and mogul socket included

Environmental

Rating: Suitable for damp locations

Lamp Type	Lumens	Woodhead No.	Order No.
BT37/ED-37 Type O	36000	8575-MH	130110-0038
BT37/ED-37 Type O	36000	8575-MH-PS	130110-0050

Replacement Parts

Description	Woodhead No.	Order No.
Wire Lamp Guard	50-8575	130112-0196
Wire Frame Guard Cover (Bottom)	50-8578	130201-0750

Machine Lights Industrial Duty Fluorescent 13W, 26W, 27W, 40W



Features and Benefits

- Four different lamp wattages provide the right amount of light for the application
- Fixed mount or temporary magnet mounting provide flexibility to fit different machines

Reference Information

UL File No.: E174254 (except 24V rated product)
CSA File No.: LR85374



Physical

Switch: Yes
Construction: Rubber end caps and butyrate shields
Cord Length: 4.57m (15.0')

Mount Type	Primary Fixture Voltage	Lamp Wattage	Cord Type	NEMA Configuration	Lamp Type	Woodhead No.	Order No.
Magnetic-bracket	24V DC	13W	18/3 SJTOOW		PL13/41	1083-3MM-24	130108-0121
		13W	18/3 SJTOOW	NEMA 5-15	PL13/41	1083-3MM	130108-0120
	120V AC 60 Hz	13W	16/3 SJTOOW	NEMA 5-15 ¹	PL13/41	2113MS	130108-0206
		26W	16/3 SJTOOW	NEMA 5-15 ¹	PL-C 26/41/4P	2126MS	130108-0209
		27W	18/3 SJTOOW	NEMA 5-15	PL-L 27/41	1093-3MM	130108-0142
		40W	18/3 SJTOOW	NEMA 5-15	PL-L 40/41	1097-3MM	130108-0148
Screw-bracket	120 VAC 60 Hz	13W	18/3 SJTOOW	NEMA 5-15	PL13/41	1083-3M	130108-0119
		13W	16/3 SJTOOW	NEMA 5-15 ¹	PL13/41	2113S	130108-0207
		26W	16/3 SJTOOW	NEMA 5-15 ¹	PL-C 26/41/4P	2126S	130108-0210
		27W	18/3 SJTOOW	NEMA 5-15	PL-L 27/41	1093-3M	130108-0141
		40W	18/3 SJTOOW	NEMA 5-15	PL-L 40/41	1097-3M	130108-0146

¹ Includes Watertite® plug

Machine Lights Industrial Duty Halogen 20W



Features and Benefits

- Fixed mounting or temporary magnet mounting provide flexibility to fit different machines
- Flexible neck designs allow for pinpoint accuracy in directing light where it is needed most

Reference Information

CSA File No.: LR85374



Electrical

NEMA Configuration: NEMA 5-15
Voltage: 120V AC

Physical

Switch: Yes
Construction: 18/3 SJTO cord
Cord Length: 3.05m (10.0')

Environmental

NEMA Rating: Rain tight

Bulb Type	Mount Type	Lens Material	Lamp Wattage	Woodhead No.	Order No.
Quartz halogen	Magnet	Tempered glass	20W	8540M	130110-0026
Quartz halogen	Screw-bracket	Tempered glass	20W	8540P	130110-0027

STRINGLIGHTS



WOODHEAD® OFFERS THE LARGEST VARIETY OF STRINGLIGHTS CONSTRUCTED FOR RUGGED, RELIABLE SERVICE FOR INDUSTRIAL AND COMMERCIAL SETTINGS

Ideal for lighting large areas, Woodhead stringlights are constructed for quick installation in a wide range of industrial settings. Easy-to-replace repair parts assure quick, convenient serviceability. Heavy-duty guards protect bulbs and electrical components, prolonging service life and reducing maintenance frequency and costs. Available in many standard configurations, these stringlights can be modified to accommodate specific needs and to meet electrical current demands.

FEATURES AND BENEFITS

NEOTEX® rubber molded construction	Provides the most abrasion- and chemical- resistant stringlight available
Lamp-It-In-The-Box™ packaging	Makes installation easier and saves money for the installer
Customizable designs	Woodhead can adapt the physical and electrical configuration to a variety of customers' applications
Widest selection of lighting strings	Customers will find a stringlight to fit any application

APPLICATIONS

- Backyards, carnivals, festivals
- Construction site lighting
- Refinery shutdown lighting
- Shipyards
- Staging areas
- Utility plant shut downs

Stringlights Haztex® Hazardous Location 100W, 26W 12/3 S00W



Features and Benefits

- The only portable, hazardous-duty stringlight that is third-party certified as a complete assembly for use in hazardous areas
- Strings include 7.62m (25') lead to allow for connection to power outside of the hazardous area
- Cord is 600V rated and drops are molded rubber for the highest level of durability
- Watertite® plug included

Reference Information

CSA File No.: LR39801

Hazardous Locations:

- Class I, Division I, Groups C and D
- Class II, Division I, Groups F and G
- Class I, Zone 1, Group IIB



Electrical

NEMA Plug Configuration: NEMA 5-15

Voltage: 120V AC, 60 Hz

Physical

Cords: 12/3 S00W with 14/3 S00W drops

Drop Spacing: 3.05m (10') intervals

Fixture: Utilizes 61430 (incandescent) or

1090-HZ (fluorescent) handlamps

Tee Drop Construction: Rubber molded

Environmental

NEMA Rating: NEMA 4X

Bulb Type	Lamp Wattage	Lamp Type	Cord Length	Number of Drops	Woodhead No.	Order No.
Incandescent	100W	A21	13.72m (45.0')	3	340310A	130104-0039
	100W	A21	19.81m (65.0')	5	340510A	130104-0040
Fluorescent	26W	PL-C 26/41/4P	19.81m (65.0')	5	342510A	130106-0120

Stringlights Watertite® Wet Location 100W, 26W 12/3 S00W



Features and Benefits

- Strings include 7.62m (25') lead to allow for maximum flexibility in supplying power
- Watertite plug included
- Cord is 600V rated and drops are molded rubber for the highest level of durability
- Watertite plug included

Electrical

NEMA Plug Configuration: NEMA 5-15

Voltage: 120V AC, 60 Hz

Physical

Cords: 12/3 S00W with 14/3 S00W drops

Drop Spacing: 3.05m (10') intervals

Fixture: Utilizes 1203 (incandescent) or

1926 (fluorescent) handlamps

Tee Drop Construction: Rubber molded

Environmental

NEMA Rating: NEMA 4X

Bulb Type	Lamp Wattage	Lamp Type	Cord Length	Number of Drops	Woodhead No.	Order No.
Incandescent	100W	A21	13.72m (45.0')	3	380310A	130107-0039
			19.81m (65.0')	5	380510A	130107-0040
			35.05m (115.0')	10	380010A	130107-0038
Fluorescent	26W	PL-C 26/41/4P	19.81m (65.0')	5	387510A	130107-0043
			35.05m (115.0')	10	387010A	130107-0042

Stringlights Super-Safeway™ Industrial Duty 200W Incandescent 12/3 SOOW



Features and Benefits

- Watertite® plug and connector included for quick installation
- Cord is 600V rated and drops are molded rubber for the highest level of durability

Reference Information

CSA File No.: LR85374 (for models that include guards)



Electrical

Voltage: 120V AC, 60 Hz

Physical

Lead Length: 1.52m (5')

Tail Length: 1.52m (5')

Drop Spacing: 3.05m (10') intervals

Sockets: 15.24m (50') string—5 sockets

30.48m (100') string—10 sockets

Neck Diameter: 44.45mm (1.75")

Socket Construction: Rubber molded

Environmental

NEMA Rating: Rain Tight

Guard Included	NEMA Configuration	Cord Length	Woodhead No.	Order No.
377	NEMA 5-15	15.24m (50.0')	323526	130106-0115
		30.48m (100.0')	323126	130106-0107
	NEMA 5-20	15.24m (50.0')	323525	130106-0114
		30.48m (100.0')	323125	130106-0106
	NEMA L5-15	15.24m (50.0')	323536	130106-0119
		30.48m (100.0')	323136	130106-0111
	NEMA L5-20	15.24m (50.0')	323535	130106-0118
		30.48m (100.0')	323135	130106-0110
No	NEMA 5-15	15.24m (50.0')	323523	130106-0112
		30.48m (100.0')	323123	130106-0104
	NEMA 5-20	15.24m (50.0')	323524	130106-0113
		30.48m (100.0')	323124	130106-0105
	NEMA L5-15	15.24m (50.0')	323533	130106-0116
		30.48m (100.0')	323133	130106-0108
	NEMA L5-20	15.24m (50.0')	323534	130106-0117
		30.48m (100.0')	323134	130106-0109

Complete Guard Family for Use with Super-Safeway Molded Stringlights which Feature 1 3/4" Neck Diameters



Stringlight Guards Replacement Parts

Lamp Description	Vinyl Coated	Type	Length	Diameter	Woodhead No.	Order No.
Metal wire—bottom cover					370	130112-0160
Metal wire		A23	0.18m (7.0")	127.0mm (5.0")	372	130112-0161
		A23	0.18m (7.0")	127.0mm (5.0")	372V	130112-0162
	Yes	A19, A21	0.15m (6.0")	127.0mm (5.0")	377	130112-0163
		A19, A21	0.15m (6.0")	127.0mm (5.0")	377V	130112-0164
	Yes	PS25, PS30	0.25m (10.0")	127.0mm (5.0")	378	130114-0019
		PS25, PS30	0.25m (10.0")	127.0mm (5.0")	378V	130112-0166
Clear polycarbonate		A19, A21	0.17m (6.8")	101.6mm (4.0")	381R	130112-0171
Clear polycarbonate with bottom cover		A19, A21	0.17m (6.8")	101.6mm (4.0")	383	130112-0173
Clear polycarbonate—bottom cover			0.17m (6.8")	114.3mm (4.5")	385	130112-0174

Stringlights Super-Safeway™ Industrial Duty 200W Incandescent 12/3 S00W, 14/3 S00W



Features and Benefits

- Super-Safeway plug included for quick installation
- Cord is 600V rated and sockets assemblies are rubber for the highest level of durability
- Easy-to-replace socket parts assure quick, convenient serviceability

Reference Information

CSA File No.: LR85374



Electrical

Voltage: 120V AC, 60 Hz

Physical

Lead Length: 3.05m (10')
String Length: 30.48m (100')
Drop Spacing: 3.05m (10') intervals
Sockets: 10 per per string
Guard: 362 included
Neck Diameter: 38.1mm (1.5")
Socket Construction: Assembled

Environmental

NEMA Rating: Rain Tight

Cord Type	NEMA Configuration	Woodhead No.	Order No.
12/3 S00W	NEMA 5-15	310123	130107-0030
	NEMA 5-20	310323	130107-0032
	NEMA L5-15	310223	130107-0046
	NEMA L5-20	310423	130107-0033
14/3 S00W	NEMA 5-15	310143	130107-0031
	NEMA L5-15	310243	130106-0097

Lamp Holders for Assembled Stringlights

Description	Max. Lamp Wattage	Guard Included	Woodhead No.	Order No.
Lamp holder with screw clamp cord grip	200W		300	130107-0024
Lamp holder with three wire NEMA 5-15 receptacle			302U	130107-0028
Lamp holder with weather resistant cord grip	200W		300W	130107-0025
Lamp holder with weather resistant cord grip	200W	362	310W	130107-0034
Lamp holder with screw clamp cord grip	200W	362	310	130107-0029

Replacement Parts

Description	Woodhead No.	Order No.
Super-Safeway lamp holder cover (300 and 310)	305	130112-0144
Super-Safeway housing (300 and 310)	306	130191-0085

Pigtail Sockets and Lampholders Watertite® 300W

Features and Benefits

- Rubber construction with water-resistant lip molds around bulb to form a seal
- Ceramic base interior with full-thread, medium-base Copper screw shell mean a durable socket design

Reference Information

CSA File No.: LR1533



Electrical

Voltage: 600V
Power: 300W
Current: 15A max.

Physical

Lead Wires: 14 gauge
Neck Diameter: 38.1mm (1.5")



Description	Woodhead No.	Order No.
Socket with 4 1/2" leads	600	130152-0016
Socket with 3 1/2" cover plate	601	130152-0020
Socket with flange	603	130144-0094
Socket with flange for 3.5" or 4" boxes	606	130152-0021

Stringlights Safety Yellow® Commercial Duty 200W Incandescent



Features and Benefits

- Molded NEMA plug included for quick installation
- Cord is 300V rated and sockets are molded to withstand hard usage
- 5000 includes Lamp-It-In-the-Box™ packaging to make installing bulbs a snap

Reference Information

UL File No.: E112216



Electrical

Voltage: 120V AC, 60 Hz

Physical

Lead Length: 2.44m (8')
Tail Length: 0.61m (2')
Drop Spacing: 3.05m (10') intervals
Sockets: 5 per string for 15.24m (50')
10 per string for 30.48m (100')

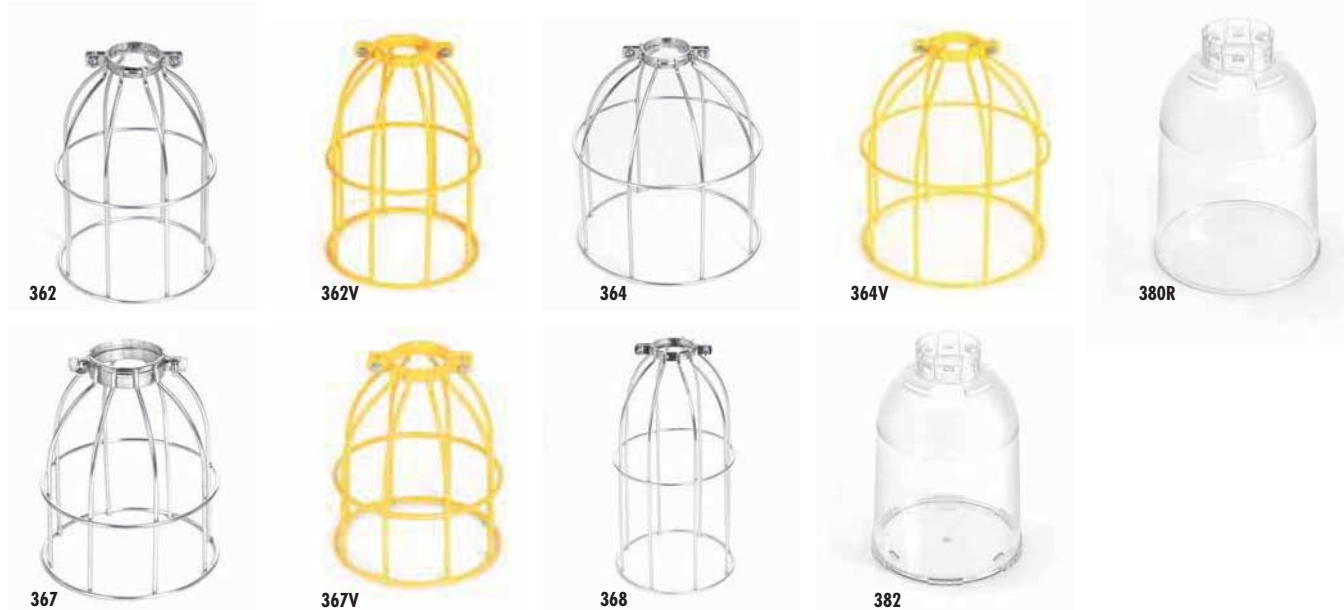
Bulb Size: A21
Neck Diameter: 38.1mm (1.5")
Socket Construction: Molded

Environmental

NEMA Rating: Rain Tight

Cord Type	Cord Length	NEMA Configuration	Guard Included	Woodhead No.	Order No.
14/2 SJTW	30.48m (100.0')	NEMA 1-15	STR101	5000	130111-0027
12/3 SJTW	15.24m (50.0')	NEMA 5-15	None	5003	130111-0031
	30.48m (100.0')	NEMA 5-15	None	5002	130111-0030

Complete Guard Family for Use with 5000 Series Safety Yellow Stringlights or Assembled Stringlight Sockets that Feature 1½" Diameter Necks



Safety Yellow Stringlight Guards

Description	Vinyl Coated	Lamp Type	Length	Diameter	Woodhead No.	Order No.
Metal wire guard		A23	0.18m (7.0")	127.0mm (5.0")	362	130114-0017
	Yes	A23	0.18m (7.0")	127.0mm (5.0")	362V	130112-0153
		PAR38, R40	0.19m (7.5")	165.1mm (6.5")	364	130114-0018
	Yes	PAR38, R40	0.19m (7.5")	165.1mm (6.5")	364V	130112-0154
		A19, A21	0.15m (6.0")	127.0mm (5.0")	367	130112-0156
	Yes	A19, A21	0.15m (6.0")	127.0mm (5.0")	367V	130112-0157
Clear polycarbonate guard		PS25, PS30	0.25m (10.0")	127.0mm (5.0")	368	130112-0158
		A19, A21	0.17m (6.8")	114.3mm (4.5")	380R	130112-0169
Clear polycarbonate guard with bottom cover		A19, A21	0.17m (6.8")	114.3mm (4.5")	382	130112-0172

Stringlights Pro-Yellow® Commercial and General Duty 150W Incandescent



Features and Benefits

- Multiple options give you the right product for the job
- 302SRL series includes Lamp-It-In-the-Box™ packaging to make installing bulbs a snap

Reference Information

UL File No.: E112216 (see table)
CSA File No.: LR85374 (see table)

Electrical

Voltage: 120V AC, 60 Hz



Physical

Lead Length: 2.44m (8')
Tail Length: 0.61m (2')
Drop Spacing: 3.05m (10') intervals
String Length: 30.48m (100')
Sockets: 10 per string
Bulb Type: A21
Neck Diameter: 38.1mm (1.5")

Environmental

NEMA Rating: Rain Tight

Cord Type	NEMA Configuration	Guard Included	Socket Construction	Agency Certification	Woodhead No.	Order No.
14/2	N/A	STR101	Assembled		202SRL	130111-0023
14/2 SJTW	NEMA 1-15	STR105	Molded	UL	5030	130111-0044
12/2 TC		STR101	Assembled	UL	302SRL	130111-0024
		STR101	Assembled	CSA	302SRLCA	130111-0026
		STR101	Assembled	CSA	302SRLCA-F*	130111-0047

* 302SRLCA-F includes NEMA 1-15 Watertite® Connector

Guards—For Use with Pro-Yellow StringLights


Description	Woodhead No.	Order No.
Yellow polypropylene for 202SRL, 302SRL, 302SRLCA	STR101	130112-0246
Yellow polypropylene for 5030	STR105	130112-0258

REELS

Standard-Duty Cord Reels	B-4
With Fluorescent Lights	B-6
With Incandescent Lights	B-7
With Power Accessories	B-8
Industrial-Duty Cable Reels	B-9
With Fluorescent and Incandescent Lights	B-11
With Power Accessories	B-12
Heavy Duty	B-13
Technical Information	B-15
Cable Reels Customization	B-16
Cable Reel RFQ	B-17
SPECIALTY REELS	B-18
Hand Wind Reels	B-19
Welding Reels and Hose Reels	B-20

REELS





STANDARD-DUTY CORD REELS Available in swing- or rigid-mount versions; are renowned for their exceptional performance, long service life and ease of maintenance in dry, indoor applications.

INDUSTRIAL-DUTY CABLE REELS Includes Pow-R-Mite® and Pow-R-Matic®; designed for the most demanding indoor and outdoor industrial applications.

HEAVY-DUTY HAND-WIND REELS Designed with a robust steel construction for the storage of extension cords, power cables, ropes and hoses; provide protection from crimping, knots and damage

STANDARD-DUTY CORD REELS



STANDARD-DUTY CORD REELS ARE RENOWNED FOR THEIR EXCEPTIONAL PERFORMANCE, LONG SERVICE LIFE AND EASE OF MAINTENANCE IN DRY INDOOR APPLICATIONS

Standard-duty cord reels are available in swing- or rigid-mount versions with a variety of options and accessories. Constructed with precision electrical and mechanical components, standard-duty cord reels are ideal for keeping hand lamps and power boxes accessible and out of the way. These reels are suitable for use with portable-power supplies, mobile-material-handling equipment and portable lighting.

FEATURES AND BENEFITS

Holds up to 5.4m (50') of standard-duty cord

Increases flexibility for higher ceiling heights or longer distance use

Adjustable spring tension

Modifies tension depending on weight of accessory

Built-in ratchet locks

Allows user to position cord at desired location

APPLICATIONS

- Hospitals
- Maintenance shops
- Technical school centers
- Work benches

Cord Reels Standard Duty



Features and Benefits

- Powder coated Steel construction provides durability
- Swing mount or rigid mount, enclosed or open drum to fit any application
- Simple tension adjustment and ratchet disengagement make it simple to customize for the job

Reference Information

UL File No.: E22769

CSA File No.: LR29921 (only 997, 997L, 998 and 998L)



Electrical

Voltage: 120 V AC

Physical

Construction: All reels include 2' primary cord with plug

Working End: Flying leads and a ball stop

Ratchet Lock: Easily disengaged as needed

Tension: Easily adjusted

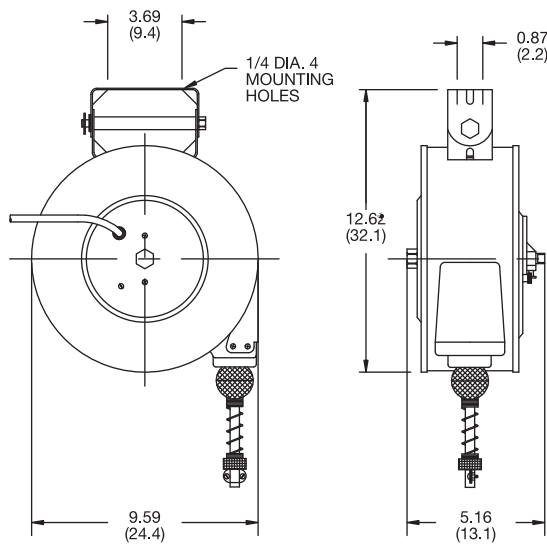
Retraction Weight: Up to 3 lb

Environmental

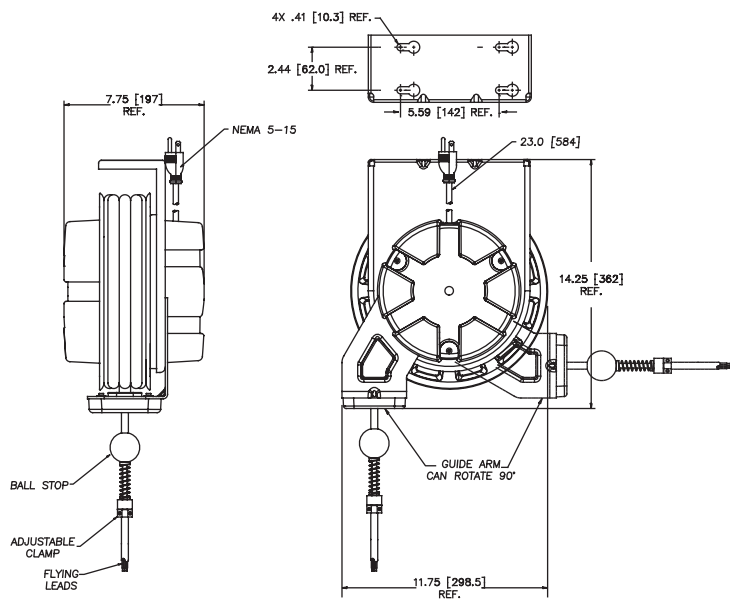
NEMA Rating: NEMA 1

Cord Type	Current	Plug	Cord Length	Construction	Mounting Style	Retraction Weight	Woodhead No.	Order No.
16/3 SJTOW	6A	NEMA 5-15	10.67m (35.0')	Steel	Swinging	0.9kg (2.0 lb)	945-3	130090-0009
16/3 SJTOW	8A	NEMA 5-15	15.24m (50.0')	Steel/Polycarbonate	Rigid	1.4kg (3.0 lb)	980	130091-0013
14/3 SJTOW	11A	NEMA 5-15	13.72m (45.0')	Steel/Polycarbonate	Rigid	1.4kg (3.0 lb)	990	130091-0045
12/3 SJTOW	15A	NEMA 5-15	10.67m (35.0')	Steel/Polycarbonate	Rigid	1.4kg (3.0 lb)	997	130091-0085
		NEMA L5-15					997L	130091-0210
12/3 SJTOW	20A	NEMA 5-20	10.67m (35.0')	Steel/Polycarbonate	Rigid	1.4kg (3.0 lb)	998	130091-0202
		NEMA L5-20					998L	130091-0205

Standard Duty Cord Reel 945-3 Dimensions



Standard Duty Cord Reel 980/990/997/998 Dimensions



Cord Reels Standard Duty With Fluorescent Lights 13W



Features and Benefits

- Powder coated Steel construction provides durability
- Swing mount or rigid mount, enclosed or open drum to fit any application
- Simple tension adjustment and ratchet disengagement make it simple to customize for the job
- Rubber handle and butyrate guard mean a durable light and non-conductive guard
- Bulb included in all models and auto-switch available for ultimate convenience

Reference Information

UL File No.: E22769 (except auto-switch versions)
CSA File No.: LR29921 (only 980-83, 980-86, 990-83, 990-86)



Electrical



NEMA Configuration: NEMA 5-15 plug
Voltage: 120 V AC

Physical

Construction: All reels include 2' primary cord with molded plug
Working End: Includes a ball stop and light, bulb included
Ratchet Lock: Easily disengaged as needed
Tension: Easily adjusted

Environmental

NEMA Rating: NEMA 1

Cord Reel	Base Reel		Cord Type	Cord Length	Ballast Location	Switch Location	Cord Reel with Light	
	Woodhead No.	Order No.					Woodhead No.	Order No.
	945-3	130090-0009	16/3 SJTOW	10.67m (35.0')	Handle	Handle	945-3-86	130090-0010
	980	130091-0013	16/3 SJTOW	15.24m (50.0')	Primary cord	Handle	980-83	130091-0027
			16/3 SJTOW	15.24m (50.0')	Handle	Handle	980-86	130091-0028
			16/3 SJTOW	15.24m (50.0')	Primary cord	Auto switch on reel	980A-83	130091-0030
	990	130091-0045	14/3 SJTOW	13.72m (45.0')	Primary cord	Handle	990-83	130091-0061
			14/3 SJTOW	13.72m (45.0')	Handle	Handle	990-86	130091-0062
			14/3 SJTOW	13.72m (45.0')	Primary cord	Auto switch on reel	990A-83	130091-0064

Cord Reels Standard Duty With Incandescent Lights 100W Incandescent, 30W Low Voltage Spot Light



Features and Benefits

- Powder coated Steel construction provides durability
- Swing mount or rigid mount, enclosed or open drum to fit any application
- Simple tension adjustment and ratchet disengagement make it simple to customize for the job
- Handlamps have switch and convenience outlet on handle
- Spot light has switch and is wet location rated and low volt (12V) for added safety

Reference Information

UL File No.: E22769 (except reels with 1610S light fixture)



Electrical



NEMA Configuration: NEMA 5-15 plug
Voltage: 120 V AC

Physical

Construction: All reels include 2' primary cord with molded plug
Working End: Includes a ball stop and light, bulb not included (except for low voltage spot lights, which include a bulb)
Switch: Included on handle
Low Voltage Spot Light Version: Includes 125V to 12V transformer on primary side
Ratchet Lock: Easily disengaged as needed
Tension: Easily adjusted

Environmental

NEMA Rating: NEMA 1

Cord Reel	Base Reel		Cord Type	Cord Length	Light Fixture		Lamp Wattage	Convenience Outlet on Handle	Cord Reel with Light	
	Woodhead No.	Order No.			Woodhead No.	Order No.			Woodhead No.	Order No.
	945-3	130090-0009	16/3 SJTOW	10.67m (35.0')	1610S	130105-0034	30W		965	130090-0018
			16/3 SJTOW	10.67m (35.0')	106US	130102-0114	100W	NEMA 5-15	963	130090-0015
	980	130091-0013	16/3 SJTOW	15.24m (50.0')	1610S	130105-0034	30W		980-1610S	130091-0020
			16/3 SJTOW	15.24m (50.0')	271US	130102-0259	100W	NEMA 5-15	980-271US	130091-0021
	990	130091-0045	14/3 SJTOW	13.72m (45.0')	1610S	130105-0034	30W		990-1610S	130091-0055
			14/3 SJTOW	13.72m (45.0')	106US	130102-0114	100W	NEMA 5-15	990-106US	130091-0049
			14/3 SJTOW	13.72m (45.0')	271US	130102-0259	100W	NEMA 5-15	990-271US	130091-0056

Cord Reels Standard Duty With Power Accessories Connector, Duplex Outlet, GFCI Duplex



3000-1



3070-GFI



1547

Features and Benefits

- Powder coated Steel construction provides durability
- Rigid mount, enclosed or open drum to fit any application
- Simple tension adjustment and ratchet disengagement make it simple to customize for the job
- Options from one to four outlets provide flexibility for many applications
- GFCI version provides added protection of personnel from electrical hazards associated with ground faults

Reference Information

UL File No.: E22769 (except reels with 3070-GFI and Order Numbers 130091-0201 through 13091-0214)
CSA File No.: LR29921 (reels with 12/3 SJTOW only)



Electrical

Voltage: 120 V AC

Physical

Construction: All reels include 2' primary cord with plug
Working End: Includes a ball stop and connector or outlet box
Ratchet Lock: Easily disengaged as needed
Tension: Easily adjusted

Environmental

NEMA Rating: NEMA 1

Cord Reel	Plug Type	Working End	Cord Type	Cord Length	Number of Outlets	GFCI Protected	Woodhead No.	Order No.
	NEMA 5-15	NEMA 5-15 Connector	16/3 SJTOW	10.67m (35.0')	1		945-1547	130090-0008
		Double Duplex Outlet Box, NEMA 5-15	16/3 SJTOW	10.67m (35.0')	4		966	130090-0019
	NEMA 5-15	Double Duplex Outlet Box, NEMA 5-15	16/3 SJTOW	15.24m (50.0')	4		980-3000	130091-0023
		Single Duplex GFCI Outlet Box, NEMA 5-15	16/3 SJTOW	15.24m (50.0')	2	Yes	980-3070G	130091-0025
		NEMA 5-15 Connector	14/3 SJTOW	13.72m (45.0')	1		990-1547	130091-0053
		Double Duplex Outlet Box, NEMA 5-15	14/3 SJTOW	13.72m (45.0')	4		990-3000	130091-0057
		Single Duplex GFCI Outlet Box, NEMA 5-15	14/3 SJTOW	13.72m (45.0')	2	Yes	990-3070G	130091-0059
		NEMA 5-15 Connector	12/3 SJTOW	10.67m (35.0')	1		997-1547	130091-0087
		Double Duplex Outlet Box, NEMA 5-15	12/3 SJTOW	10.67m (35.0')	4		997-3000	130091-0090
		Single Duplex GFCI Outlet Box, NEMA 5-15	12/3 SJTOW	10.67m (35.0')	2	Yes	997-3070G	130091-0094
	NEMA 5-20	NEMA 5-20 Connector	12/3 SJTOW	10.67m (35.0')	1		998-1533	130091-0203
		Single Duplex GFCI Outlet Box, NEMA 5-20	12/3 SJTOW	10.67m (35.0')	2	Yes	998-3070G20	130091-0204
		Double Duplex Outlet Box, NEMA 5-20	12/3 SJTOW	10.67m (35.0')	4		998-3080	130091-0201
	NEMA L5-20, Locking	NEMA L5-20 Locking Connector	12/3 SJTOW	10.67m (35.0')	1		998L-2747	130091-0206
		Single Duplex GFCI Outlet Box, NEMA 5-20	12/3 SJTOW	10.67m (35.0')	2	Yes	998L-3070G20	130091-0207
		NEMA 5-20 Connector	12/3 SJTOW	10.67m (35.0')	1		998L-1533	130091-0208
		Double Duplex Outlet Box, NEMA 5-20	12/3 SJTOW	10.67m (35.0')	4		998L-3080	130091-0209
	NEMA 5-15	NEMA 5-15 Connector	12/3 SJTOW	10.67m (35.0')	1		997-1547	130091-0087
		Single Duplex GFCI Outlet Box, NEMA 5-15	12/3 SJTOW	10.67m (35.0')	2	Yes	997-3070G	130091-0094
		Double Duplex Outlet Box, NEMA 5-15	12/3 SJTOW	10.67m (35.0')	4		997-3000	130091-0090
	NEMA L5-15, Locking	NEMA L5-15 Locking Connector	12/3 SJTOW	10.67m (35.0')	1		997L-2547	130091-0211
		Single Duplex GFCI Outlet Box, NEMA 5-15	12/3 SJTOW	10.67m (35.0')	2	Yes	997L-3070G	130091-0212
		NEMA 5-15 Connector	12/3 SJTOW	10.67m (35.0')	1		997L-1547	130091-0213
		Double Duplex Outlet Box, NEMA 5-15	12/3 SJTOW	10.67m (35.0')	4		997L-3000	130091-0214

INDUSTRIAL-DUTY CABLE REELS



INDUSTRIAL-DUTY CABLE REELS ARE DESIGNED FOR THE MOST DEMANDING OF INDOOR/OUTDOOR INDUSTRIAL APPLICATIONS

Industrial-duty cable reels such as Pow-R-Mite® and Pow-R-Matic® are spring-powered reels made of precision electrical and mechanical components to accommodate up to 48.8m (160') of 16/3 AWG cable or up to 15.3m (50') of 6/3 AWG cable. Cable reels have NEMA-3 and NEMA-4 ratings for indoor and outdoor use to protect against water and corrosion for weather and dust resistance. Precision collector rings can be specified for up to 36 conductors.

FEATURES AND BENEFITS

Containerized mainspring	Provides easy and safe replacement of mainspring
NEMA-3 and NEMA-4 enclosure	Provides personal protection against incidental contact; designed for indoor and outdoor use
Anti-lock-out ratchet system	Ensures user will never be locked out of a full cable extension
Modular collector rings	Enables easy replacement of collector rings

APPLICATIONS

- Fire trucks
- Food and beverage
- Lifting magnets for cranes
- Movable equipment
- Overhead cranes
- Service vehicle
- Standard cranes
- Wastewater treatment

Cable Reels Industrial Duty Up to 50' Retraction Weight 4 lb

B
Reels



Features and Benefits

- NEMA 4 rating provides protection to water or dust, indoor and out
- Cable guide is adjustable every 5° over a 270° arc allowing for the exact configuration to suit the application
- Design prohibits annoying “lock-out” when cable is fully extended
- Containerized main spring allow for safe, simple handling and replacement
- Reels are constructed with spring tension to lift or stretch cable with no more than 10% sag

Reference Information

UL File No.: E22769
CSA File No.: LR29921



Electrical

Cord/Cable: SOW, 600V rated
Collector Ring Rating: 30A

Physical

Primary Cord Entry: 1" NPT
Construction: Cast Aluminum with yellow powder coat finish
Working End: Flying leads; ball stop not included
Ratchet Lock: Easily disengaged as needed
Tension: Easily adjusted
Junction Box: Large, easy-access
Spring: Containerized, easily replaceable

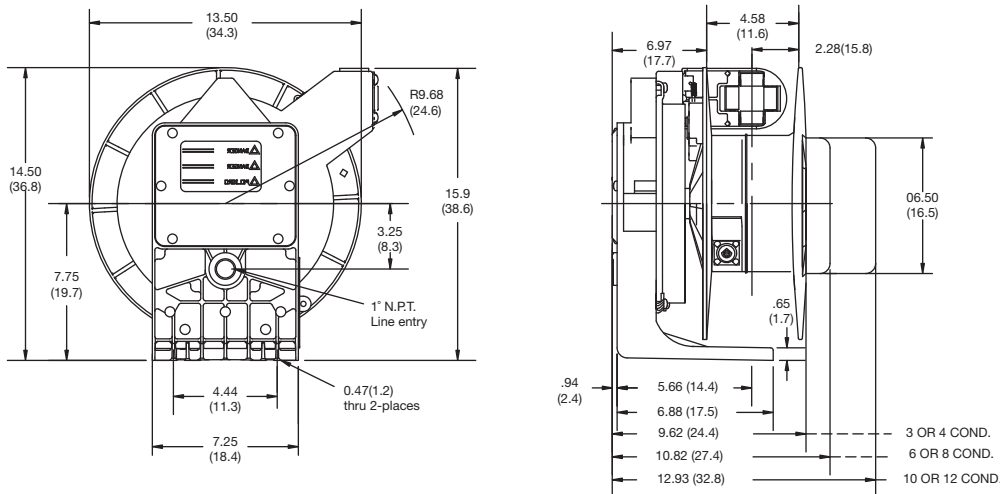
Environmental

NEMA Rating: NEMA 4

Wire Gauge	Reel without Cable		Conductors	Current	Cable Length	Woodhead No.	Order No.
	Reference No.	Cable Range					
16	095105203	up to 50'	3	9A	9.14m (30.0')	9224	130083-0224
	095105203	up to 50'	3	9A	15.24m (50.0')	9228	130083-0225
	095105204	up to 50'	4	7A	9.14m (30.0')	9234	130083-0227
	095105204	up to 50'	4	7A	15.24m (50.0')	9238	130083-0228
	095105206	up to 50'	6	7A	13.72m (45.0')	9206	130083-0222
	095105208	up to 38'	8	6A	11.58m (38.0')	9208	130083-0223
	095106208	38-50'	8	6A	15.24m (50.0')	92481	130083-0239
	095106210	up to 40'	10	5A	9.14m (30.0')	92401	130083-0229
14	095106212	up to 40'	12	5A	9.14m (30.0')	92411	130083-0231
	095105203	up to 25'	3	13A	7.62m (25.0')	9253	130083-0242
	095104203	25-50'	3	13A	15.24m (50.0')	9358	130083-0249
	095104204	up to 50'	4	11A	7.62m (25.0')	9363	130083-0262
	095104204	up to 50'	4	11A	13.72m (45.0')	9367	130083-0263
	095104206	up to 40'	6	11A	10.67m (35.0')	9306	130083-0247
	095104208	up to 20'	8	8A	6.10m (20.0')	9308	130083-0248
	095106208	20-30'	8	8A	9.14m (30.0')	92482	130083-0240
12	095106210	up to 20'	10	7A	6.10m (20.0')	92402	130083-0230
	095104203	up to 35'	3	18A	7.62m (25.0')	9383	130083-0264
	095104203	up to 35'	3	18A	10.67m (35.0')	9385	130083-0279
	095106203	35-50'	3	18A	15.24m (50.0')	92433	130083-0232
	095104204	up to 30'	4	14A	9.14m (30.0')	9394	130083-0284
	095106204	30-40'	4	14A	12.19m (40.0')	92443	130083-0234
	095106206	up to 30'	6	14A	9.14m (30.0')	92463	130083-0237
	095106208	up to 20'	8	12A			
10	095105203	up to 30'	3	22A	6.10m (20.0')	9242	130084-0318
	095106203	30-40'	3	22A	12.19m (40.0')	92434	130083-0233
	095106204	up to 30'	4	16A	9.14m (30.0')	92444	130083-0236
	095106206	up to 20'	6	14A	6.10m (20.0')	92464	130083-0238

Note: Use pivot base 9501

Reel Dimensions



Cable Reels Industrial Duty With Fluorescent Lights 13W



Features and Benefits

- NEMA 4 (reel only) rating provides protection to water or dust, indoor and out
- Cable guide is adjustable every 5° over a 270° arc allowing for the exact configuration to suit the application
- Design prohibits annoying “lock-out” when cable is fully extended
- Containerized main spring allow for safe, simple handling and replacement
- Rubber handle and butyrate guard mean a durable light and non-conductive guard
- Switch in handle and bulb included for ultimate convenience

Reference Information

UL File No.: E22769



Electrical

Cord/Cable: SOW, 600V rated
Collector Ring Rating: 30A

Physical

Primary Cord Entry: 1" NPT
Construction: Cast Aluminum with yellow powder coat finish
Working End: Has handlamp with ball stop included
Ratchet Lock: Easily disengaged as needed
Tension: Easily adjusted
Junction Box: Large, easy-access
Spring: Containerized, easily replaceable

Environmental

NEMA Rating: NEMA 4 (reel only)

Cord Reel	Base Reel		Cord Type	Cord Length	Cord Reel with Light	
	Woodhead No.	Order No.			Woodhead No.	Order No.
	9224	130083-0224	16/3 SOW	9.14m (30.0')	9224-86	130083-0767
	9228	130083-0225	16/3 SOW	15.24m (50.0')	9228-86	130083-0775

Cable Reels Industrial Duty With Incandescent Lights 100W Incandescent, 30W Low Volt Spot Light



106US

1610S

Features and Benefits

- NEMA 4 (except handlamp) rating provides protection to water or dust, indoor and out
- Cable guide is adjustable every 5° over a 270° arc allowing for the exact configuration to suit the application
- Design prohibits annoying “lock-out” when cable is fully extended
- Containerized main spring allow for safe, simple handling and replacement
- Handlamps have switch and convenience outlet on handle
- Spot light has switch and is wet location rated and low volt (12V) for added safety

Reference Information

UL File No.: E22769 (only 9228-106US)



Electrical

Cord/Cable: SOW, 600V rated
Collector Ring Rating: 30A

Physical

Primary Cord Entry: 1" NPT
Construction: Cast aluminum with yellow powder coat finish
Working End: Includes a ball stop and light, bulb not included (except for low voltage spot lights, which include a bulb)
Switch: Included on handle
Low Voltage Spot Light Version: Includes 125V to 12V transformer on primary side
Ratchet Lock: Easily disengaged as needed
Tension: Easily adjusted
Junction Box: Large, easy-access
Spring: Containerized, easily replaceable

Environmental

NEMA Rating: NEMA 4 (except handlamp)

Cord Reel	Base Reel		Cord Type	Cord Length	Light Fixture	Lamp Wattage	Convenience Outlet on Handle	Cord Reel with Light	
	Woodhead No.	Order No.						Woodhead No.	Order No.
	9224	130083-0224	16/3 SOW	9.14m (30.0')	1610S	30W		9224-1610S	130083-0766
	9228	130083-0225	16/3 SOW	15.24m (50.0')	106US	100W	NEMA 5-15	9228-106US	130083-0772
			16/3 SOW	15.24m (50.0')	1610S	30W		9228-1610S	130083-0773
	9253	130083-0242	14/3 SOW	7.62m (25.0')	1610S	30W		9253-1610S	130083-0245
	9358	130083-0249	14/3 SOW	15.24m (50.0')	106US	100W	NEMA 5-15	9358-106US	130083-0250
			14/3 SOW	15.24m (50.0')	1610S	30W		9358-1610S	130083-0852

Cable Reels Industrial Duty With Power Accessories Connector, Duplex Outlet, GFCI Duplex



3000-1



3070-GFI



1547

Features and Benefits

- NEMA 4 (reel only) rating provides protection to water or dust, indoor and out
- Cable guide is adjustable every 5° over a 270° arc allowing for the exact configuration to suit the application
- Design prohibits annoying “lock-out” when cable is fully extended
- Containerized main spring allow for safe, simple handling and replacement
- Options from one to four outlets provide flexibility for many applications
- GFCI version provides added protection of personnel from electrical hazards associated with ground faults

Reference Information

UL File No.: E22769 (except reels with 3070-GFI)
CSA File No.: LR29921 (except 9253-3000 and reels with 3070-GFI)



Electrical

Cord/Cable: SOW, 600V rated
Collector Ring Rating: 30A

Physical

Primary Cord Entry: 1" NPT
Construction: Cast Aluminum with yellow powder coat finish
Working End: Includes a ball stop and connector or outlet box
Ratchet Lock: Easily disengaged as needed
Tension: Easily adjusted
Junction Box: Large, easy-access; easily replaceable spring

Environmental

NEMA Rating: NEMA 4 (reel only)

Cord Reel	Base Reel		Cord Type	Cord Length	Power Accessory	Outlet Type	Number of Outlets	GFCI Protected	Cord Reel with Accessory	
	Woodhead No.	Order No.							Woodhead No.	Order No.
	9253	130083-0242	14/3 SOW	7.62m (25.0')	3000-1	NEMA 5-15	4		9253-3000	130083-0246
	9358	130083-0249	14/3 SOW	15.24m (50.0')	1547	NEMA 5-15	1		9358-1547	130083-0252
			14/3 SOW	15.24m (50.0')	3070-GFI	NEMA 5-15	2	Yes	9358-3070G	130083-0254
	9383	130083-0264	12/3 SOW	7.62m (25.0')	1547	NEMA 5-15	1		9383-1547	130083-0266
			12/3 SOW	7.62m (25.0')	3000-1	NEMA 5-15	4		9383-3000	130083-0269
			12/3 SOW	7.62m (25.0')	3070-GFI	NEMA 5-15	2	Yes	9383-3070G	130083-0270
			12/3 SOW	7.62m (25.0')	1533	NEMA 5-20	1		9383-1533	130083-0265
			12/3 SOW	7.62m (25.0')	3080-10	NEMA 5-20	4		9383-3080	130083-0271
	9385	130083-0279	12/3 SOW	10.67m (35.0')	3080-10	NEMA 5-20	4		9385-3080	130083-0280
			12/3 SOW	15.24m (50.0')	1547	NEMA 5-15	1		92433-1547	130083-0782
	92433	130083-0232	12/3 SOW	15.24m (50.0')	3000-1	NEMA 5-15	4		92433-3000	130083-0784
			12/3 SOW	15.24m (50.0')	3070-GFI	NEMA 5-15	2	Yes	92433-3070G	130083-0786
			12/3 SOW	15.24m (50.0')	1533	NEMA 5-20	1		92433-1533	130083-0781
			12/3 SOW	15.24m (50.0')	3080-10	NEMA 5-20	4		92433-3080	130083-0787
	92434	130083-0233	10/3 SOW	12.19m (40.0')	3080-10	NEMA 5-20	4		92434-3080	130083-0913

Cable Reels

Heavy Duty

20 to 70'

Retraction Weight 4 lb



Features and Benefits

- Containerized main spring allow for safe, simple handling and replacement
- Reels are constructed with spring tension to lift or stretch cable with no more than 10% sag

Electrical

Cord/Cable: SOW and Type W, 600V rated
 Collector Ring Rating: 30A for AWG sizes 10-16
 Collector Ring Rating: 75A for AWG sizes 6 and 8

Reference Information

CSA File No.: LR29921



Physical

Construction: Steel with yellow powder coat finish
 Ball Bearings: Bronze
 Working End: Flying leads; ball stop not included
 Ratchet Lock: Easily disengaged as needed
 Tension: Easily adjusted
 Junction Box: Large, easy-access
 Spring: Containerized, easily replaceable
 Cable Type: SOW for 10-16 AWG
 Type W for 6 and 8 AWG

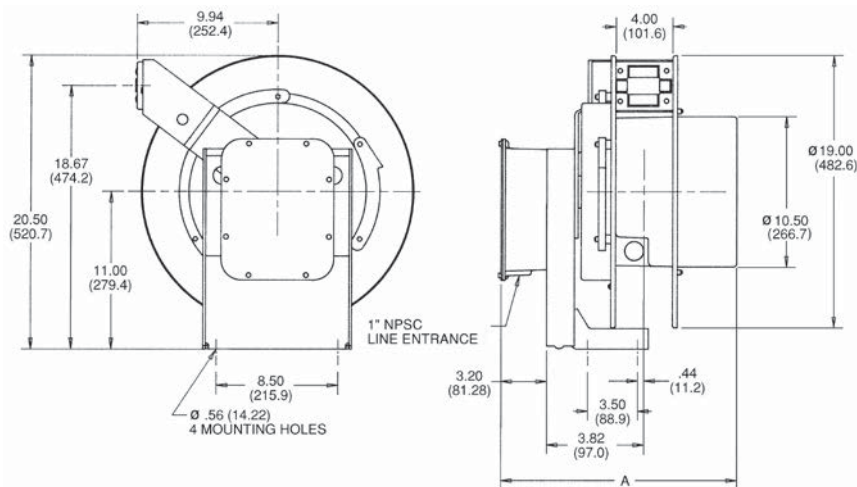
Environmental

NEMA Rating: NEMA 3

Wire Gauge	Reels without Cable		Conductors	Current	Cable Length	Woodhead No.	Order No.	
	Reference No.	Cable Range						
16	10511303G0L000	up to 70'	3	10A	21.34m (70.0')	92531N	130084-0129	
	10511304G0L000	up to 70'	4	8A	21.34m (70.0')	92541N	130084-0138	
	10511306G0L000	up to 70'	6	8A	21.34m (70.0')	92561N	130084-0146	
	10511308G0L000	up to 70'	8	7A	21.34m (70.0')	92581N	130084-0150	
	10511310G0L000	up to 50'	10	5A	15.24m (50.0')	92501AN	130084-0119	
	10511312G0L000	up to 50'	12	5A	15.24m (50.0')	92511AN	130084-0121	
14	10511303G0L000	up to 70'	3	15A	21.34m (70.0')	92532N	130084-0131	
	10511304G0L000	up to 70'	4	12A	21.34m (70.0')	92542N	130084-0139	
	10511306G0L000	up to 50'	6	12A	15.24m (50.0')	92562AN	130084-0147	
	10512306G0L000	50-70'	6	12A	21.34m (70.0')	92562BN	130084-0148	
	10512308G0L000	up to 60'	8	10A	18.29m (60.0')	92582N	130084-0151	
	10512310G0L000	up to 50'	10	7A	15.24m (50.0')	92502N	130084-0120	
	10511312G0L000	up to 30'	12	7A	6.10m (20.0')	92512AN	130084-0123	
	10512312G0L000	30-40'	12	7A	12.19m (40.0')	92512BN	130084-0124	
	12	10511303G0L000	up to 70'	3	20A	21.34m (70.0')	92533N	130084-0132
		10511304G0L000	up to 60'	4	16A	18.29m (60.0')	92543N	130084-0140
10512306G0L000		up to 60'	6	14A	18.29m (60.0')	92663	130084-0155	
10512308G0L000		up to 50'	8	14A	15.24m (50.0')	92583N	130084-0152	
10	10512303G0L000	up to 70'	3	25A	21.34m (70.0')	92534N	130084-0133	
	10512304G0L000	up to 70'	4	20A	15.24m (50.0')	92544AN	130084-0141	
	10512304G0L000	up to 70'	4	20A	21.34m (70.0')	92544BN	130084-0142	
	10513306G0L000	up to 50'	6	20A	15.24m (50.0')	92564N	130084-0149	
8	10511403G0L000	up to 30'	3	35A	9.14m (30.0')	92535AN	130084-0134	
	10512403G0L000	30-50'	3	35A	15.24m (50.0')	92535BN	130084-0135	
	10511404G0L000	up to 20'	4	28A	6.10m (20.0')	92545AN	130084-0143	
	10513404G0L000	30-40'	4	28A	12.19m (40.0')	92545BN	130084-0144	
6	1051340200L000	40-50'	2	45A	15.24m (50.0')	92526BN	130084-0128	
	10513403G0L000	up to 30'	3	45A	9.14m (30.0')	92536N	130084-0136	
	10513404G0L000	up to 30'	4	36A	6.10m (20.0')	92546N	130084-0145	

Note: Use pivot base 9503

Heavy Duty Cable Reel Dimensions, 20 to 70'



1000 Series Reel

Woodhead Series No. Without Cable	Dimension A	Weight (without Cable)
1051-x-303	423mm (16.67")	81 lb
1051-x-304	423mm (16.67")	81 lb
1051-x-306	423mm (16.67")	82 lb
1051-x-308	479mm (18.84")	82 lb
1051-x-310	479mm (18.84")	83 lb
1051-x-312	479mm (18.84")	83 lb
1051-x-402	423mm (16.67")	81 lb
1051-x-403	423mm (16.67")	81 lb
1051-x-404	479mm (18.84")	82 lb

Cable Reels Heavy Duty 40 to 160' Retraction Weight 7 lb

Reels



Features and Benefits

- Containerized main spring allow for safe, simple handling and replacement
- Reels are constructed with spring tension to lift or stretch cable with no more than 10% sag

Reference Information

CSA File No.: LR29921



Electrical

Cord/Cable: SOW and Type W, 600V rated
Collector Ring Rating: 30A for AWG sizes 10-16
Collector Ring Rating: 75A for AWG sizes 6 and 8

Physical

Construction: Steel with yellow powder coat finish
Ball Bearings: Bronze
Working End: Flying leads; ball stop not included
Ratchet Lock: Easily disengaged as needed
Tension: Easily adjusted
Junction Box: Large, easy-access
Spring: Containerized, easily replaceable
Cable Type: SOW for 10-16 AWG,
Type W for 6 and 8 AWG

Environmental

NEMA Rating: NEMA 3R

Wire Gauge	Reels without Cable		Conductors	Current	Cable Length	Woodhead No.	Order No.
	Reference No.	Cable Range					
16	11431030360L	up to 115'	3	9A	35.05m (115.0')	92631*	130085-0359
	11431030661L	up to 100'	6	7A	30.48m (100.0')	92661*	130085-0365
	11431030861L	up to 95'	8	6A	28.96m (95.0')	92681*	130085-0366
14	11431030361L	up to 110'	3	13A	33.53m (110.0')	92632*	130085-0360
	11431030461L	up to 110'	4	11A	33.53m (110.0')	92642*	130085-0363
	11650530461L	110-160'	4	11A	48.77m (160.0')	92742†	130085-0373
	11650530662L	up to 115'	6	11A	35.05m (115.0')	92762†	130085-0379
	11650530862L	up to 90'	8	8A	27.43m (90.0')	92782†	130085-0381
	11650531063L	up to 60'	10	7A	18.29m (60.0')	92702†	130085-0367
	11650531263L	up to 60'	12	6A	18.29m (60.0')	92712†	130085-0368
12	11431030361L	up to 95'	3	18A	28.96m (95.0')	92633*	130085-0361
	11650530361L	95-160'	3	18A	48.77m (160.0')	92733†	130085-0370
	11431030462L	up to 80'	4	14A	24.38m (80.0')	92643*	130085-0364
	11650530462L	80-140'	4	14A	42.67m (140.0')	92743†	130085-0374
	11650530863L	up to 60'	8	12A	18.29m (60.0')	92783†	130085-0382
10	11650530462L	up to 120'	4	16A	36.58m (120.0')	92744†	130085-0375
	11650530663L	up to 85'	6	14A	25.91m (85.0')	92764†	130085-0025
8	11650540364L	up to 85'	3	35A	25.91m (85.0')	92735†	130085-0905
	11650540465L	up to 60'	4	32A	18.29m (60.0')	92745†	130085-0376
	11650540214L	up to 65'	2	55A	19.81m (65.0')	92726†	130085-0949
6	11650540365L	up to 50'	3	45A	15.24m (50.0')	92736†	130085-0372
	11650540466L	up to 40'	4	44A	12.19m (40.0')	92746†	130085-0377

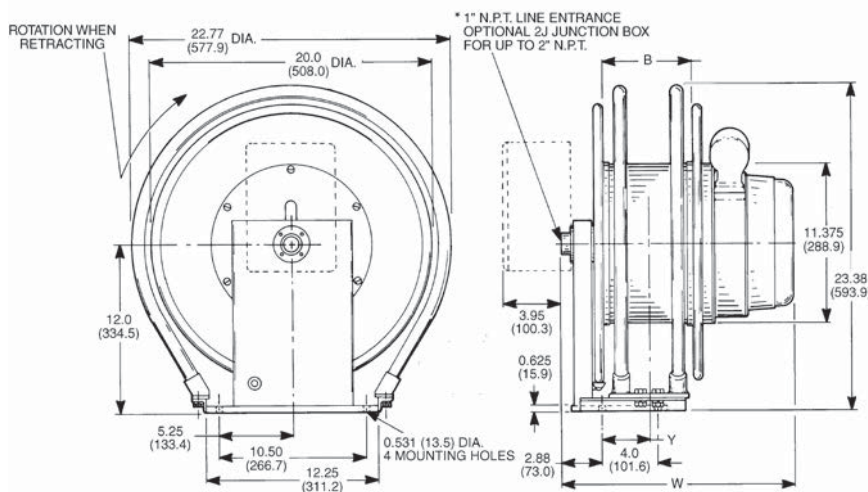
* Use pivot base 9504

† Use pivot base 9505

Pivot Base

Reel Series	Woodhead No.	Order No.
9200/9300/92400	9501	130226-1600
92500	9503	130226-1601
92600	9504	120226-1602
92700	9505	130086-0177

Heavy Duty Cable Reel Dimensions, 40 to 160'



1100 Series Reel

Woodhead Series No. Without Cable	Dimension W	Weight (without Cable)
1143-xx-303	416.1mm (16.38")	138 lb
1143-xx-304	416.1mm (16.38")	138 lb
1143-xx-306	466.9mm (18.38")	139 lb
1143-xx-308	466.9mm (18.38")	140 lb
1143-xx-402	466.9mm (18.38")	139 lb
1165-xx-303	527.1mm (20.75")	188 lb
1165-xx-304	527.1mm (20.75")	188 lb
1165-xx-306	577.9mm (22.75")	189 lb
1165-xx-308	577.9mm (22.75")	190 lb
1165-xx-310	628.9mm (24.75")	191 lb
1165-xx-312	628.9mm (24.75")	192 lb
1165-xx-402	577.9mm (22.75")	189 lb
1165-xx-403	577.9mm (22.75")	189 lb
1165-xx-404	577.9mm (22.75")	190 lb

Technical Information

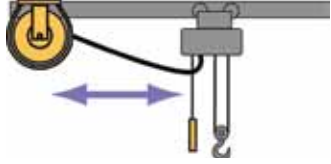
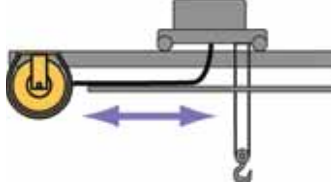
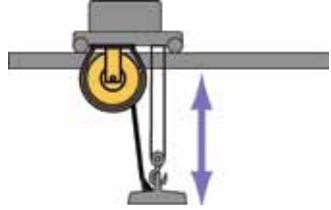
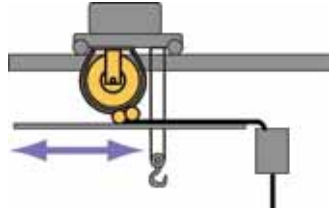
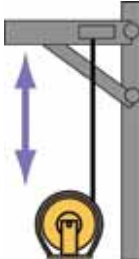
Reels

Woodhead® Industrial Cable reels are designed for top performance, long life, and easy maintenance. Series 9200, 9300, and 92400 are perfect for mobile electrical equipment, portable lighting, or hand-held power tools, and can handle cord lengths up to 50'. For longer cord lengths and heavier gauge cord, our 92500, 92600, and 92700 cord reels are available and are ideal for hoists, large electric tools, and moving equipment. All of our industrial reels are suitable for vertical lift, vertical recovery, and drag applications. We also have reels which have the correct spring tension for horizontal stretch and

recovery applications. Where minimum cable sag is not critical, our industrial cord reels can be used for stretch service where an expected cable sag at mid-point of 10% is allowable.

Applications

Cord reel applications include horizontal stretch, drag, vertical lift, recovery, and vertical recovery. Different applications require different variations in spring tension for optimal performance. Definition of cord reel applications are below.

<p>Horizontal Stretch Cable is suspended in the air, supported at both ends. The tension must accommodate about twice the total weight of the cable to maintain an acceptable 6% sag.</p>	
<p>Drag The reel is mounted in a permanent location. Cable is dragged over surface to and from fixed mounted reel. The tension required is about the same as the lift application.</p>	
<p>Vertical Lift Reel is mounted overhead. Cable pays out downward and is retracted up via spring power. Reel must have enough tension to lift the total weight of the cable and any additional weight attached to it, e.g., pendant station, cable overhang.</p>	
<p>Recovery Mounted on a moving carrier, reel picks up cable from stationary base. The closer the reel is to the recovery surface, the less tension is required.</p>	
<p>Vertical Recovery Base mounted reel pays out cable upward. The reel is required only to recover the cable on the spool, as the cable moves downward. Minimal tension is needed to recover cable into the reel.</p>	

Cable Reels Customization Capabilities

B
Reels



Convenience Package Option

For reels used in critical processes, where downtime must be held to an absolute minimum, or where high labor costs make it necessary to minimize installation time, you can choose a reel with a convenience package (formerly referred to as Mill Duty) for reels in our 2000 through 2800 series. Convenience package includes:

- Two junction boxes which provide quick, easy access for all working and lead-in cable connections
- Quick-change spring motors allow the spring motor to be changed in moments
- Fast-tensioning end plate is designed so that set-up and tensioning of a reel can be completed in seconds, reducing downtime to a minimum

As shown on the previous pages, our standard catalog reels can handle up to 160' of cable, depending on the gauge and conductor count. We also offer several more frame sizes of reels that can be fitted with the exact amount and type of cable you require.

Reels For Hazardous Locations

Reels in our 1100 through 2800 series are available with enclosures designed to comply with requirements as defined in the National Electrical Code for equipment used in classified locations. Features include:

- Class I, Division 1, Group C & D
- Class II, Division 1, Group E, F & G
- Class III, Division 1, Outdoor hazardous locations
- Fully enclosed junction boxes with connecting leads

Features and Benefits

- Frames can accommodate up to 250' of 16 AWG cable or up to 160' of 1 AWG cable
- Precision collector rings can be specified for up to 36 conductors
- All reels are custom made to fit your needs and are available with or without cable installed
- NEMA 3 and NEMA 4 enclosures (depending on the frame size)
- Anti-lock-out ratchet design for reels with ratchet
- Silver-plated rings and brushes available for low-level signals

How To Order A Custom Reel

Simply complete the Cable Reel RFQ on the next page and submit to our Technical Support group. They will typically respond with a quote within 24 hours.

Cable Reel RFQ

Customer: _____		Contact: _____
Address: _____		E-mail: _____
City: _____ State: _____ Zip: _____		Phone: _____
Today's Date: _____ Quote Needed By: _____		Fax: _____
Projected Purchase Date: _____		
1.	System Quantity	
2a.	Where will reel(s) be mounted?	
2b.	Is reel for manual pullout or hooked to a machine for automated use?	
2c.	If for automated use, is it a lift, stretch, recover or drag application?	
3a.	Ambient conditions (in-/outdoors, dust, humidity, corrosive elements, explosion hazard, etc.). For hazardous reels the location designation is needed.	
3b.	Ambient temperature change.	Max. _____ °F Min. _____ °F
4a.	What is the total travel?	_____ (meters or feet)
4b.	How many conductors? What amperage and voltage rating?	
4c.	Has a cable AWG size been picked?	
4d.	Will cable be supplied or will the customer supply their own? If customer will supply, then supply cable OD and weight is needed.	
4e.	May a special cable (premium type) be needed due to the application?	
5	Expected duty? (Severe, Heavy, Moderate, Light)	
6	If manual pull out, are there end of cable options like, outlet box, hand lamps, or plugs which need to be quoted? Is customer going to install their own end of cable option? If so, then we need to know the part weight. If manual pull-out, a roller guide and cable stop will be quoted if not part of the standard reel.	
7.	Might a pivot base be needed or considered to reduce cable reel size?	
8.	Include a single eye cable grip?	
9.	On some models we can consider special convenience options like junction boxes and/or fast-tensioning plates, which shorten repair time. Might these features have value for the application?	
10.	Maximum speed?	_____ fpm
11.	Any mounting space limitations?	Width _____ Height _____ Depth _____
12.	Additional relevant information pertaining to the selection of your cable reel? (past issues with other reels, etc.)	
13.	Do you require additional data with the quotation?	_____ Installation/Service Manual _____ Catalog _____ Drawings (CAD?)
14.	Send information to Molex	Fax: 1 847 883 8732 Email: witechsup@molex.com

SPECIALTY REELS



WOODHEAD® HEAVY-DUTY HAND-WIND REELS ARE DESIGNED WITH A ROBUST STEEL CONSTRUCTION FOR THE STORAGE OF EXTENSION CORDS, POWER CABLES, ROPES AND HOSES, PROVIDING PROTECTION FROM CRIMPING, KNOTS AND DAMAGE

Woodhead heavy-duty hand-wind reels for storage applications are perfect for storing extension cords, power cables, ropes, hoses or for continuous power service. Hand-wind reels provide easier, more organized cable storage versus wrapping cable, eliminating cable knots and kinks. The heavy-duty hand-wind reels, robust steel construction protects service cords from damage.

FEATURES AND BENEFITS

Heavy-duty steel design

Provides longer-lasting and increased robustness

Large-spool design

Allows greater storage capacity

Steel-rod frame

Improves support

APPLICATIONS

- Construction site
- Portable tools
- Service vehicle

Hand Wind Reels 100' 12/3 SOW to 200' 16/3 SOW



Features and Benefits

- Capable of storing 200' of 16/3, 125' of 14/3 or 100' of 12/3 SOW cord
- Heavy-duty design provides convenient storage of extension cords, power cables, rope or hose

Reference Information

UL File No.: E22769 (930 only)
E19795 (reel with cable)
CSA File No.: LR29921 (930 only)



Electrical

Versions with cord: NEMA 5-15 plug and connector
Cord: SOW, 600V rated

Physical

Construction: Steel with yellow powder coat finish, no spring hand wind design
Models with Cord: NEMA 5-15 plug at working end of cord and NEMA 5-15 connector at reel end

B

Reels

Cord Type	Cord Length	Woodhead No.	Order No.
		930	130087-0057
14/3 SOW	15.24m (50.0')	930B143	130087-0059
14/3 SOW	30.48m (100.0')	930D143	130087-0064
12/3 SOW	15.24m (50.0')	930B123	130087-0058
12/3 SOW	30.48m (100.0')	930D123	130087-0063

Welding Reels



Reels
B

Features and Benefits

- NEMA 4 rating provides protection from water or dust, indoor and out
- Cable guide is adjustable every 5° over a 270 degree arc allowing for the exact configuration to suit the application
- Standard models cover the four most popular wire sizes
- Ratchet design prohibits annoying “lock-out” when cable is fully extended
- Containerized mainspring for safe, simple handling and replacement
- Reel includes cable (except ERA4000)

Electrical

Collector Ring Rating: 375A

Physical

Primary Cord Entry: 1" NPT

Construction: Cast Aluminum with yellow powder coat finish

Working End: Flying leads; ball stop not included

Ratchet Lock: Easily disengaged as needed

Tension: Easily adjusted

Junction Box: Large, easy-access

Spring: Containerized, easily replaceable

Environmental

NEMA Rating: NEMA 4

Wire Gauge	Length	Current Rating	Woodhead No.	Order No.
less cable		375	ERA4000	130083-0286
2	15.24m (50.0')	250	ERA4250	130083-0289
1	15.24m (50.0')	250	ERA4150	130083-0288
1/0	12.19m (40.0')	350	ERA4040	130083-0287
2/0	12.19m (40.0')	375	ERA4940	130083-0291

Hose Reels



Features and Benefits

- Steel construction and epoxy powder-coat finish for long life
- Containerized mainspring for safe, simple handling and replacement
- Adjustable guide arm with four-roller guide to suit the application
- Brass and Stainless Steel fluid path and nitrile seals minimize maintenance
- Ratchet lock and easy tension adjustment for ease of use
- Hose stop included on all models

Physical

Hose Type: EPDM/SBR tube, red SBR cover

Maximum Hose Temperature: 176° F (80° C)


Inlet Hose Fitting (NPT)	Hose Inner Diameter (in.)	Hose Length	Pressure (psi)	Woodhead No.	Order No.
1/4	1/4	9.14m (30.0')	300	DA230	130161-0005
3/8	3/8	without hose	300	DA300	130161-0006
3/8	3/8	9.14m (30.0')	300	DA330	130161-0007
3/8	3/8	15.24m (50.0')	300	DB350	130161-0009
1/2	1/2	without hose	300	DB400	130161-0012
1/2	1/2	15.24m (50.0')	300	DB450	130161-0014

GRIPS

Strain-Relief Grips	C-4	Support Grips	C-31
Strain Relief Grips for Flexible Cord		Standard Duty	C-32
Dust-Tight		Single Eye	C-32
Strain Relief Grips.	C-5	Double Eye.	C-33
Deluxe Cord Grips; All Metal		Offset Eye.	C-34
(General Duty, Wet Location,		Locking Bale/	
Hazardous Location).	C-6	Universal Eye	C-35
MAX-LOC® Cord Grips;		Heavy Duty	C-36
Nylon/Metal (General Duty,		Single Eye	C-36
Wet Location)	C-11	Double Eye.	C-37
MAX-LOC Accessories	C-23	Service Drop	C-38
Strain Relief Stainless Steel		Bus Drop	C-39
Grips; All Stainless			
Steel (General Duty,		Pulling Grips	C-40
Wet Location)	C-24	Junior Duty	C-41
Liquid-Tight Conduit		Light Duty	C-41
Malleable Iron or Zinc-Plated		Medium Duty	C-42
Steel Body	C-25	Heavy Duty	C-43
Flexible Conduit		Multi-Weave	C-45
Liquid-Tight, Non-Metallic,		High Strength.	C-46
Type "A" Flexible		Single Eye Fiber Optic Grip . . .	C-48
Conduit Grips	C-26	Rotating Eye Fiber Optic Grip. .	C-48
Strain Relief Watertite® Cord Grip		Technical Information.	C-49
Stainless Steel or			
Non-Metallic Mesh	C-27		
I-Grips for Wiring Devices. .	C-30		

GRIPS





STRAIN-RELIEF GRIPS Provide strain relief for cords or flexible conduit on plugs, connectors, push-button stations, enclosures and pendant or hanging boxes used on portable equipment.

SUPPORT GRIPS Indoor and outdoor support grips designed to distribute weight of vertical or sloping runs of electrical and fiber-optic cable, metal rods, tubing or hose over the entire length of the grip.

PULLING GRIPS Designed for overhead, underground or in-plant wiring applications; serve as reusable tools for pulling insulated conductors, bare wires, cable, fiber-optic cable, nylon and wire rope.

STRAIN-RELIEF GRIPS



WOODHEAD® HEAVY-DUTY GRIPS PROVIDE STRAIN RELIEF FOR CORDS AND FLEXIBLE CONDUIT ON PLUGS, CONNECTORS, PUSH-BUTTON STATIONS, ENCLOSURES, AND PENDANT OR HANGING BOXES USED ON PORTABLE EQUIPMENT FOR COMMERCIAL, INSTITUTIONAL AND INDUSTRIAL APPLICATIONS

Plugs, connectors, and boxes/enclosures in harsh areas demand strain relief for optimal performance. Woodhead grips reduce arc bend, assist in the load support of a hanging box, and help to prevent pullout. Woodhead offers a solution for both standard and wet-location environments to ensure maximum life. Deluxe cord grips feature an aluminum body integrated with a stainless steel mesh. Non-metallic Max-Loc® grips are available with an O-ring and stainless steel or non-metallic mesh and are suitable for wet locations. Stainless steel Max-Loc fittings and wire mesh assemblies offer the greatest impact and chemical resistance to be applied in food processing, dairy, aerospace and clean room environments.

FEATURES AND BENEFITS

Full-diameter cord range

Allows grips for any cord size for customer convenience

Threaded-style bodies available in stainless steel and non-metallic

Ensures environmental compatibility

Threaded-style bodies available in a full range of sizes

Provides customer product flexibility

APPLICATIONS

- Electricians
- HVAC contractors
- Irrigation equipment
- Panel builders

Strain Relief Dust-Tight, Wide Range Aluminum Body Galvanized Steel Mesh Straight Male Insulated Bushing



Features and Benefits

- Wide diameter range and general purpose character accommodate many applications including electrical boxes and enclosures, machine tools and bus drops
- Galvanized Steel mesh construction provides great strength
- Insulated throat provides conductor protection upon flexing and wire entry/exit

Reference Information

UL File No.: E76954

CSA File No.: LR32159



Physical

Threaded Body: Aluminum

Nut: Zinc-plated Steel

Mesh Collar: Zinc-plated Steel and Aluminum

Dust Seal Gasket: Neoprene

Mesh Material: Galvanized Steel

Insulating bushing: Thermoplastic

Weave Type: Single weave mesh

Environmental

Rating: Dust-tight, general purpose

Thread Size	Cable Diameter	Mesh Length	Woodhead No.	Order No.
½" NPT	5.59–8.13mm (.22–.32")	0.083m 3.250"	36501	130097-0256
½" NPT	7.62–10.92mm (.30–.43")	0.095m 3.750"	36503	130097-0258
½" NPT	10.16–13.72mm (.40–.54")	0.121m 4.750"	36505	130097-0260
¾" NPT	13.21–18.54mm (.52–.73")	0.146m 5.750"	36508	130097-0262
1" NPT	17.78–24.64mm (.70–.97")	0.178m 7.000"	36512	130097-0265
1¼" NPT	23.88–31.75mm (.94–1.25")	0.229m 9.000"	36515	130097-0269
1½" NPT	30.48–38.10mm (1.20–1.50")	0.298m 11.750"	36516	130097-0271
2" NPT	35.56–44.45mm (1.40–1.75")	0.337m 13.250"	36517	130097-0272
2½" NPT	41.15–50.80mm (1.62–2.00")	0.343m 13.500"	36518	130097-0273
2½" NPT	50.80–62.23mm (2.00–2.45")	0.349m 13.750"	36519	130097-0274

Strain Relief Deluxe Cord Grip Aluminum Body Stainless Steel Mesh 1/2" NPT

Grips

Features and Benefits

- Aluminum/Stainless Steel material construction performs well to resist corrosion
- 50% double weave construction improves cable protection and pull-out resistance
- Robust design good for indoor and outdoor use

Reference Information

UL File No.: E76954

CSA File No.: LR32159



Physical

Threaded Body, Compression Nut, Mesh Collar: Aluminum

Grommet: Rubber

Friction Ring: Zinc-plated Steel

Mesh Material: Stainless Steel

Weave Type: Half double and half single weave mesh

Environmental

NEMA Rating: Wet location suitable for NEMA 4 enclosures with gasket placed between fitting and box

Hazardous Location Ratings:

Class I, Division 2

Class II, Division 1 and 2

Class III, Division 1 and 2



Cable Diameter	Form Size	Straight Male		Straight Female		Right Angle Male		45° Angle Male	
		Woodhead No.	Order No.	Woodhead No.	Order No.	Woodhead No.	Order No.	Woodhead No.	Order No.
4.75–6.35mm (.187–.250")	F2	36250	130097-0160	36280	130097-0184	36340	130097-0210	36310	130097-0197
6.35–9.53mm (.250–.375")		36251	130097-0161	36282	130097-0185	36342	130097-0211	36312	130097-0198
9.53–12.70mm (.375–.500")		36254	130097-0163	36284	130097-0186	36344	130097-0212	36314	130097-0199
12.70–15.88mm (.500–.625")	F3	36256	130097-0165	36286	130097-0187	36346	130097-0213	36316	130097-0200
15.88–19.05mm (.625–.750")		36245	130097-0156						
19.05–22.23mm (.750–.875")		36246	130097-0157						

Note: See Technical Section for component details

Strain Relief Deluxe Cord Grip Aluminum Body Stainless Steel Mesh 3/4" NPT



Features and Benefits

- Aluminum/Stainless Steel material construction performs well to resist corrosion
- 50% double weave construction improves cable protection and pull-out resistance
- Robust design good for indoor and outdoor use

Reference Information

UL File No.: E76954
CSA File No.: LR32159



Physical

Threaded Body, Compression Nut, Mesh Collar: Aluminum
Grommet: Rubber
Friction Ring: Zinc-plated Steel
Mesh Material: Stainless Steel
Weave Type: Half double and half single weave mesh

Environmental

NEMA Rating: Wet location suitable for NEMA 4 enclosures
with gasket placed between fitting and box

Hazardous Location Ratings:

Class I, Division 2
Class II, Division 1 and 2
Class III, Division 1 and 2

Straight Male

Cable Diameter	Form Size	Woodhead No.	Order No.
6.35–9.53mm (.250–.375")	F2	36257	130097-0166
9.53–12.70mm (.375–.500")		36259	130097-0167
12.70–15.88mm (.500–.625")	F3	36261	130097-0168
15.88–19.05mm (.625–.750")		36263	130097-0170
19.05–22.23mm (.750–.875")		36248	130097-0158



Straight Female

Cable Diameter	Form Size	Woodhead No.	Order No.
6.35–9.53mm (.250–.375")	F2	36290	130097-0191
9.53–12.70mm (.375–.500")		36292	130097-0627
12.70–15.88mm (.500–.625")	F3	36294	130097-0192
15.93–19.05mm (.627–.750")		36296	130097-0496



Right Angle Male

Cable Diameter	Form Size	Woodhead No.	Order No.
6.35–9.53mm (.250–.375")	F3	36347	130097-0214
9.53–12.70mm (.375–.500")		36349	130097-0215
12.70–15.88mm (.500–.625")		36351	130097-0216
15.88–19.05mm (.625–.750")		36353	130097-0217



45° Angle Male

Cable Diameter	Form Size	Woodhead No.	Order No.
6.35–9.53mm (.250–.375")	F3	36317	130097-0201
9.53–12.70mm (.375–.500")		36319	130097-0202
12.70–15.88mm (.500–.625")		36321	130097-0203
15.88–19.05mm (.625–.750")		36323	130097-0204

Note: See Technical Section for component details

Strain Relief Deluxe Cord Grip Aluminum Body Stainless Steel Mesh 1" NPT

Grips

Features and Benefits

- Aluminum/Stainless Steel material construction performs well to resist corrosion
- 50% double weave construction improves cable protection and pull-out resistance
- Robust design good for indoor and outdoor use

Reference Information

UL File No.: E76954
CSA File No.: LR32159



Physical

Threaded Body, Compression Nut, Mesh Collar: Aluminum
Grommet: Rubber
Friction Ring: Zinc-plated Steel
Mesh Material: Stainless Steel
Weave Type: Half double and half single weave mesh

Environmental

NEMA Rating: Wet location suitable for NEMA 4 enclosures with gasket placed between fitting and box

Hazardous Location Ratings:

- Class I, Division 2
- Class II, Division 1 and 2
- Class III, Division 1 and 2



Cable Diameter	Form Size	Straight Male		Straight Female		Right Angle Male		45° Angle Male	
		Woodhead No.	Order No.	Woodhead No.	Order No.	Woodhead No.	Order No.	Woodhead No.	Order No.
11.10–14.27mm (.437–.562")	F4					36829	130097-0295	36826	130097-0629
11.10–14.40mm (.437–.567")		36249	130097-0159	36818	130097-0293				
14.27–17.45mm (.562–.687")						36830	130097-0296	36827	130097-0294
14.40–17.45mm (.567–.687")		36275	130097-0179	36819	130097-0628				
15.88–19.05mm (.625–.750")		36265	130097-0171	36298	130097-0193	36355	130097-0218	36326	130097-0205
19.05–22.23mm (.750–.875")		36267	130097-0172	36300	130097-0194	36357	130097-0219	36328	130097-0206
22.23–25.40mm (.875–1.000")	F5	36269	130097-0173	36302	130097-0195	36359	130097-0220	36330	130097-0207
25.40–28.58mm (1.000–1.125")		36270	130097-0174						
28.58–31.75mm (1.125–1.250")		36276	130097-0180						

Note: See Technical Section for component details

Strain Relief Deluxe Cord Grip Aluminum Body Stainless Steel Mesh 1¼" NPT

Features and Benefits

- Aluminum/Stainless Steel material construction performs well to resist corrosion
- 50% double weave construction improves cable protection and pull-out resistance
- Robust design good for indoor and outdoor use

Reference Information

UL File No.: E76954
CSA File No.: LR32159



Physical

Threaded Body, Compression Nut, Mesh Collar: Aluminum
Grommet: Rubber
Friction Ring: Zinc-plated Steel
Mesh Material: Stainless Steel
Weave Type: Half double and half single weave mesh

Environmental

NEMA Rating: Wet location suitable for NEMA 4 enclosures with gasket placed between fitting and box

Hazardous Location Ratings:

- Class I, Division 2
- Class II, Division 1 and 2
- Class III, Division 1 and 2



Cable Diameter	Form Size	Straight Male		Right Angle Male	
		Woodhead No.	Order No.	Woodhead No.	Order No.
19.05–22.23mm (.750–.875")	F5			36831	130097-0297
22.23–25.40mm (.875–1.000")		36277	130097-0181	36831	130097-0297
25.40–28.58mm (1.000–1.125")		36271	130097-0175	36361	130097-0221
28.58–31.75mm (1.125–1.250")		36272	130097-0176	36362	130097-0222
31.75–34.93mm (1.250–1.375")		36273	130097-0177	36363	130097-0223
		36274	130097-0178	36364	130097-0224

Note: See Technical Section for component details

Strain Relief Deluxe Cord Grip Aluminum Body Stainless Steel Mesh 1½" NPT

Features and Benefits

- Aluminum/Stainless Steel material construction performs well to resist corrosion
- 50% double weave construction improves cable protection and pull-out resistance
- Robust design good for indoor and outdoor use

Reference Information

UL File No.: E76954
CSA File No.: LR32159



Physical

Threaded Body, Compression Nut, Mesh Collar: Aluminum
Grommet: Rubber
Friction Ring: Zinc-plated Steel
Mesh Material: Stainless Steel
Weave Type: Half double and half single weave mesh

Environmental

NEMA Rating: Wet location suitable for NEMA 4 enclosures with gasket placed between fitting and box
Hazardous Location Ratings:
Class I, Division 2
Class II, Division 1 and 2
Class III, Division 1 and 2



Cable Diameter	Form Size	Straight Male		Right Angle Male	
		Woodhead No.	Order No.	Woodhead No.	Order No.
19.05–22.23mm (.750–.875")	F5	36278	130097-0182		
22.23–25.40mm (.875–1.000")		36475	130097-0235	36470	130097-0231
25.40–28.58mm (1.000–1.125")		36476	130097-0236	36471	130097-0232
28.58–31.75mm (1.125–1.250")		36477	130097-0237	36472	130097-0233
31.75–34.93mm (1.250–1.375")		36478	130097-0238	36473	130097-0234
33.32–36.50mm (1.312–1.437")	F6	36479	130097-0239		
36.50–39.67mm (1.437–1.562")		36480	130097-0240		
39.63–42.67mm (1.560–1.680")		36481	130097-0241		
42.67–45.97mm (1.680–1.810")		36482	130097-0242		
44.45–47.50mm (1.750–1.870")		36483	130097-0243		

Note: See Technical Section for component details

Strain Relief Deluxe Cord Grip Aluminum Body Stainless Steel Mesh 2" NPT

Features and Benefits

- Aluminum/Stainless Steel material construction performs well to resist corrosion
- 50% double weave construction improves cable protection and pull-out resistance
- Robust design good for indoor and outdoor use

Reference Information

UL File No.: E76954
CSA File No.: LR32159



Physical

Threaded Body, Compression Nut, Mesh Collar: Aluminum
Grommet: Rubber
Friction Ring: Zinc-plated Steel
Mesh Material: Stainless Steel
Weave Type: Half double and half single weave mesh

Environmental

NEMA Rating: Wet location suitable for NEMA 4 enclosures with gasket placed between fitting and box
Hazardous Location Ratings:
Class I, Division 2
Class II, Division 1 and 2
Class III, Division 1 and 2



Cable Diameter	Form Size	Straight Male		Right Angle Male	
		Woodhead No.	Order No.	Woodhead No.	Order No.
31.75–34.93mm (1.250–1.375")	F6	36484	130097-0244		
33.32–36.50mm (1.312–1.437")		36279	130097-0183		
36.50–39.67mm (1.437–1.562")		36485	130097-0245	36497	130097-0252
39.63–42.67mm (1.560–1.680")		36486	130097-0246	36498	130097-0253
42.67–45.97mm (1.680–1.810")		36487	130097-0247	36499	130097-0254
44.45–47.63mm (1.750–1.875")		36488	130097-0248	36500	130097-0255
46.02–49.20mm (1.812–1.937")	F7	36489	130097-0249		
49.20–52.37mm (1.937–2.062")		36816	130097-0292		
52.37–55.55mm (2.062–2.187")		36287	130097-0188		
55.55–58.72mm (2.187–2.312")		36288	130097-0189		
58.72–61.90mm (2.312–2.437")		36289	130097-0190		

Note: See Technical Section for component details

Strain Relief Deluxe Cord Grip Aluminum Body Stainless Steel Mesh 2½" NPT and 3" NPT

Grips



Features and Benefits

- Aluminum/Stainless Steel material construction performs well to resist corrosion
- 50% double weave construction improves cable protection and pull-out resistance
- Robust design good for indoor and outdoor use

Reference Information

UL File No.: E76954

CSA File No.: LR32159



Physical

Threaded Body, Compression Nut, Mesh Collar: Aluminum

Grommet: Rubber

Friction Ring: Zinc-plated Steel

Mesh Material: Stainless Steel

Weave Type: Half double and half single weave mesh

Environmental

NEMA Rating: Wet location suitable for NEMA 4 enclosures with gasket placed between fitting and box

Hazardous Location Ratings:

Class I, Division 2

Class II, Division 1 and 2

Class III, Division 1 and 2

2½" NPT, Straight Male

Cable Diameter	Form Size	Woodhead No.	Order No.
42.85–46.02mm (1.687–1.812")	F7	36800	130097-0276
46.02–49.20mm (1.812–1.937")		36801	130097-0277
49.20–52.37mm (1.937–2.062")		36802	130097-0278
52.37–55.55mm (2.062–2.187")		36803	130097-0279
55.55–58.72mm (2.187–2.312")		36804	130097-0280
58.72–61.90mm (2.312–2.437")		36805	130097-0281



3" NPT, Straight Male

Cable Diameter	Form Size	Woodhead No.	Order No.
42.88–46.02mm (1.688–1.812")	F8	36806	130097-0282
46.02–49.20mm (1.812–1.937")		36807	130097-0283
49.20–52.37mm (1.937–2.062")		36808	130097-0284
52.37–55.55mm (2.062–2.187")		36809	130097-0285
55.55–58.72mm (2.187–2.312")		36810	130097-0286
58.72–61.90mm (2.312–2.437")		36811	130097-0287
61.90–66.68mm (2.437–2.625")		36812	130097-0288
66.68–71.42mm (2.625–2.812")		36813	130097-0289
71.42–76.20mm (2.812–3.000")		36814	130097-0290
76.20–82.55mm (3.000–3.250")		36815	130097-0291

Note: See Technical Section for component details

Strain Relief Grips MAX-LOC® Cord Seal Straight Male 1/4" NPT



Features and Benefits

- Rugged construction suitable for boxes, cabinets, pushbutton and general use enclosures
- Nylon body is resistant to impact and corrosion
- Rubber grommet provides a liquid-tight seal and reduces cord pull-out
- Grommets are color-coded for easy identification
- Rubber grommet is best material to resist chemicals and handles a wide temperature range

Reference Information

UL File No.: E76954



Physical

Compression Nut Form Size: 0
Gray Cord Grip Body and Compression Nut,
Washer (white): Nylon
Grommet: Rubber

Environmental

Cord Seal: Liquid-tight
Rating: NEMA 6P when used with correct NPT-sized O-ring

Cable Diameter	Grommet Color	Without O-Ring/Locknut*		Replacement Grommet	
		Woodhead No.	Order No.	Woodhead No.	Order No.
1.91–3.43mm (.075–.135")	Black	5398 [†]	130098-0024	00-0920	130180-0335
3.43–5.08mm (.135–.200")	Gray	5400	130098-0025	00-0921	130180-0336
5.08–6.73mm (.200–.265")	Green	5402 [‡]	130098-0026	00-0922	130180-0337

* See MAX-LOC Accessories if o-ring or locknut is required

[†] UL unattainable

[‡] Cable jacket may need to be stripped for clearance

Strain Relief Grips MAX-LOC® Cord Seal Straight Male 3/8" NPT



Features and Benefits

- Rugged construction suitable for boxes, cabinets, pushbutton and general use enclosures
- Nylon body is resistant to impact and corrosion
- Rubber grommet provides a liquid-tight seal and reduces cord pull-out
- Grommets are color-coded for easy identification
- Rubber grommet is best material to resist chemicals and handles a wide temperature range

Reference Information

UL File No.: E76954

CSA File No.: LR32159



Physical

Compression Nut Form Size: 1
Gray Cord Grip Body and Compression Nut,
Washer (white): Nylon
Grommet: Rubber

Environmental

Cord Seal: Liquid-tight
Rating: NEMA 6P when used with correct NPT-sized O-ring

Cable Diameter	Grommet Color	Without O-Ring/Locknut*		Replacement Grommet	
		Woodhead No.	Order No.	Woodhead No.	Order No.
3.18–4.75mm (.125–.187")	Yellow	5500	130098-0027	00-4960	130180-0398
4.75–6.35mm (.187–.250")	Orange	5502	130098-0029	00-4961	130180-0399
6.35–7.93mm (.250–.312")	Black	5504	130098-0031	00-4962	130180-0186
7.93–9.53mm (.312–.375")	Gray	5506	130098-0032	00-4963	130180-0163
9.53–11.10mm (.375–.437")	Green	5508 [†]	130098-0034	00-4964	130180-0400

* See MAX-LOC Accessories if o-ring or locknut is required

[†] Cable jacket may need to be stripped for clearance

Strain Relief Grips MAX-LOC® Cord Seal Straight Male ½" NPT

Grips



Features and Benefits

- Rugged construction suitable for boxes, cabinets, pushbutton and general use enclosures
- Nylon body is resistant to impact and corrosion
- Rubber grommet provides a liquid-tight seal and reduces cord pull-out
- Grommets are color-coded for easy identification
- Rubber grommet is best material to resist chemicals and handles a wide temperature range
- Available Stainless Steel mesh yields high strength, corrosion resistance and slight conductivity
- Available non-metallic mesh yields moderate strength, corrosion resistance, great flexibility and no conductivity

Physical

Compression Nut Form Size: 2
 Gray Cord Grip Body and Compression Nut,
 Washer (white): Nylon
 Grommet: Rubber
 O-Ring: Neoprene
 Nut: Zinc-plated Steel
 Weave Type: Half double weave, half single weave mesh

Environmental

Cord Seal: Liquid-tight
 Rating: NEMA 6P when used with correct NPT-sized O-ring

Reference Information

UL File No.: E76954

CSA File No.: LR32159



Without Mesh

Cable Diameter	Grommet Color	Without O-Ring/Locknut*		With O-Ring/Locknut		Replacement Grommet	
		Woodhead No.	Order No.	Woodhead No.	Order No.	Woodhead No.	Order No.
1.57–3.18mm (.062–.125")	Black	5518†	130098-0036	5518W*	130098-0038	00-4978	130180-0405
3.18–4.75mm (.125–.187")	Yellow	5520	130098-0041	5520W	130098-0043	00-4970	130180-0401
4.75–6.35mm (.187–.250")	Orange	5522	130098-0046	5522W	130098-0049	00-4971	130180-0402
6.35–7.93mm (.250–.312")	Black	5524	130098-0052	5524W	130098-0056	00-4972	130180-0403
7.93–9.53mm (.312–.375")	Gray	5526	130098-0061	5526W	130098-0064	00-5263	130180-0286
9.53–11.10mm (.375–.437")	Green	5528	130098-0069	5528W	130098-0071	00-5264	130180-0287
11.10–12.70mm (.437–.500")	Orange	5530	130098-0076	5530W	130098-0078	00-4975	130180-0404
12.70–14.27mm (.500–.562")	Black	5532†	130098-0082	5532W†	130098-0086	00-5266	130180-0288
14.27–15.88mm (.562–.625")	Gray	5534†	130097-0327	5534W†	130098-0092	00-5267	130180-0289

* See MAX-LOC Accessories if o-ring or locknut is required

† UL unattainable

‡ Cable jacket may need to be stripped for clearance



With Mesh

Cable Diameter	Grommet Color	Stainless Steel Mesh Without O-Ring/Locknut*		Non-Metallic Mesh Without O-Ring/Locknut*		Replacement Grommet	
		Woodhead No.	Order No.	Woodhead No.	Order No.	Woodhead No.	Order No.
4.75–6.35mm (.187–.250")	Orange	5522M	130099-0068	5522NM	130099-0069	00-4971	130180-0402
6.35–7.93mm (.250–.312")	Black	5524M	130099-0072	5524NM	130099-0073	00-4972	130180-0403
7.93–9.53mm (.312–.375")	Gray	5526M	130099-0076	5526NM	130099-0077	00-5263	130180-0286
9.53–11.10mm (.375–.437")	Green	5528M	130099-0080	5528NM	130099-0081	00-5264	130180-0287
11.10–12.70mm (.437–.500")	Orange	5530M	130099-0084	5530NM	130099-0085	00-4975	130180-0404
12.70–14.27mm (.500–.562")	Black	5532M†	130099-0088			00-5266	130180-0288
14.27–15.88mm (.562–.625")	Gray	5534M†	130099-0090			00-5267	130180-0289

* See MAX-LOC Accessories if o-ring or locknut is required

† Cable jacket may need to be stripped for clearance

Strain Relief Grips Black MAX-LOC® Cord Seal Straight Male ½" NPT



Features and Benefits

- Rugged construction suitable for boxes, cabinets, pushbutton and general use enclosures
- Black nylon body is resistant to impact, corrosion and UV/Sunlight
- Rubber grommet provides a liquid-tight seal and reduces cord pull-out
- Grommets are color-coded for easy identification
- Rubber grommet is best material to resist chemicals and handles a wide temperature range

Reference Information

UL File No.: E76954
CSA File No.: LR32159



Physical

Compression Nut Form Size: 2
Black Cord Grip Body and Compression Nut: Valox®
Washer (white): Nylon
Grommet: Rubber
O-Ring: Neoprene
Nut: Zinc-plated Steel

Environmental

Cord Seal: Liquid-tight
Rating: NEMA 6P when used with correct NPT-sized O-ring
Stability: UV resistant

* Trademark of SABIC Innovative Plastics IP BV

Cable Diameter	Grommet Color	With O-Ring/Locknut		Replacement Grommet	
		Woodhead No.	Order No.	Woodhead No.	Order No.
6.35–9.53mm (.250–.375")	Black	5524WBLK	130098-0057	00-4972	130180-0403
7.93–9.53mm (.312–.375")	Gray	5526WBLK	130098-0065	00-5263	130180-0286
9.53–11.10mm (.375–.437")	Green	5528WBLK	130098-0072	00-5264	130180-0287
11.10–12.70mm (.437–.500")	Orange	5530WBLK	130098-0079	00-4975	130180-0404
12.70–14.27mm (.500–.562")	Black	5532WBLK [†]	130098-0087	00-5266	130180-0288

[†] Cable jacket may need to be stripped for clearance

Strain Relief Grips MAX-LOC® Cord Seal Specialty Multi-Hole or Oval Hole ½" NPT



Features and Benefits

- Rugged construction suitable for boxes, cabinets, pushbutton and general use enclosures
- Gray nylon body is resistant to impact and corrosion
- Rubber grommet provides a liquid-tight seal and reduces cord pull-out
- Rubber grommet is best material to resist chemicals and handles a wide temperature range

Reference Information

UL File No.: E76954
CSA File No.: LR32159



Physical

Compression Nut Form Size: 2
Gray Cord Grip Body and Compression Nut,
Washer (white): Nylon
Grommet: Rubber
O-Ring: Neoprene
Nut: Zinc-plated Steel

Environmental

Cord Seal: Liquid-tight
Rating: NEMA 6P when used with correct NPT-sized O-ring

Straight Male Multi-Hole

Cable Diameter	Number of Holes	Grommet Color	Without O-Ring/Locknut		With O-Ring/Locknut		Replacement Grommet	
			Woodhead No.	Order No.	Woodhead No.	Order No.	Woodhead No.	Order No.
3.96mm (.156")	2, 3, or 4*	Orange	5594-007	130098-0202	5594-007W	130098-0203	00-1924	130180-0318
4.75mm (.187")	2, 3, 4, 5, 6, or 7*	Yellow	5594-008	130098-0204	5594-008W	130098-0205	00-1925	130180-0319
5.72mm (.225")	2, 3, or 4*	Black	5594-004	130098-0195	5594-004W	130098-0196	00-1921	130180-0315
6.35mm (.250")	2 or 3*	Gray	5594-005	130098-0197	5594-005W	130098-0198	00-1922	130180-0316
7.37mm (.290")	2	Black	5594-006	130098-0199	5594-006W	130098-0200	00-1923	130180-0317

* Indicates one or more holes are covered by a thin membrane which can be easily be "poked" open if required



Oval Hole (UF Cable)

Cable Diameter	Straight Male without O-Ring/Locknut*		Straight Male with O-Ring/Locknut		Replacement Grommet	
	Woodhead No.	Order No.	Woodhead No.	Order No.	Woodhead No.	Order No.
5.54×10.69mm (.218×.421") Oval	5580	130098-0185	5580W	130098-0186	00-4940	130180-0392
5.54×16.26mm (.218×.640") Oval	5582	130098-0188	5582W	130098-0189	00-4941	130180-0393

* See MAX-LOC Accessories if o-ring or locknut is required

Strain Relief Grips

MAX-LOC® Cord Seal

Straight Male

3/4" NPT

Grips



Features and Benefits

- Rugged construction suitable for boxes, cabinets, pushbutton and general use enclosures
- Nylon body is resistant to impact and corrosion
- Rubber grommet provides a liquid-tight seal and reduces cord pull-out
- Grommets are color-coded for easy identification
- Rubber grommet is best material to resist chemicals and handles a wide temperature range
- Available Stainless Steel mesh yields high strength, corrosion resistance and slight conductivity
- Available non-metallic mesh yields moderate strength, corrosion resistance, great flexibility and no conductivity

Physical

Compression Nut Form Size: 3
 Gray Cord Grip Body and Compression Nut,
 Washer (white): Nylon
 Grommet: Rubber
 O-Ring: Neoprene
 Nut: Zinc-plated Steel
 Weave Type: Half double weave, half single weave mesh

Environmental

Cord Seal: Liquid-tight
 Rating: NEMA 6P when used with correct NPT-sized O-ring

Reference Information

UL File No.: E76954

CSA File No.: LR32159



Without Mesh

Cable Diameter	Grommet Color	Without O-Ring/Locknut*		With O-Ring/Locknut		Replacement Grommet	
		Woodhead No.	Order No.	Woodhead No.	Order No.	Woodhead No.	Order No.
4.75–6.35mm (.187–.250")	Orange	5620	130098-0235	5620W	130098-0215	00-4985	130180-0407
6.35–9.53mm (.250–.375")	Gray	5622	130098-0236	5622W	130098-0221	00-4986	130180-0408
9.53–11.10mm (.375–.437")	Green	5624	130098-0225	5624W	130098-0227	00-4987	130180-0409
11.10–14.27mm (.437–.562")	Black	5536	130098-0096	5536W	130098-0099	00-4980	130180-0278
12.70–15.88mm (.500–.625")	Gray	5538	130098-0103	5538W	130098-0107	00-4981	130180-0279
14.27–17.45mm (.562–.687")	Green	5540	130098-0112	5540W	130098-0114	00-4982	130180-0280
15.88–19.05mm (.625–.750")	Orange	5542	130098-0118	5542W	130098-0121	00-4983	130180-0281
17.45–20.62mm (.687–.812")	Yellow	5544†	130098-0126	5544W†	130098-0129	00-4984	130180-0406

* See MAX-LOC Accessories if o-ring or locknut is required

† Cable jacket may need to be stripped for clearance



With Mesh

Cable Diameter	Grommet Color	Stainless Steel Mesh Without O-Ring/Locknut*		Non-Metallic Mesh Without O-Ring/Locknut*		Replacement Grommet	
		Woodhead No.	Order No.	Woodhead No.	Order No.	Woodhead No.	Order No.
4.75–6.35mm (.187–.250")	Orange	5620M	130099-0153	5620NM	130099-0154	00-4985	130180-0407
6.35–9.53mm (.250–.375")	Gray	5622M	130099-0157	5622NM	130099-0158	00-4986	130180-0408
9.53–11.10mm (.375–.437")	Green	5624M	130099-0161	5624NM	130099-0162	00-4987	130180-0409
11.10–14.27mm (.437–.562")	Black	5536M	130099-0092	5536NM	130099-0093	00-4980	130180-0278
12.70–15.88mm (.500–.625")	Gray	5538M	130099-0096	5538NM	130099-0097	00-4981	130180-0279
14.27–17.45mm (.562–.687")	Green	5540M	130099-0100	5540NM	130099-0101	00-4982	130180-0280
15.88–19.05mm (.625–.750")	Orange	5542M	130099-0104	5542NM	130099-0105	00-4983	130180-0281
17.45–20.62mm (.687–.812")	Yellow	5544M†	130099-0108			00-4984	130180-0406

* See MAX-LOC Accessories if o-ring or locknut is required

† Cable jacket may need to be stripped for clearance

Strain Relief Grips MAX-LOC® Cord Seal Black Straight Male Single Hole Special Gray Straight Male Oval (UF cable) 3/4" NPT



Features and Benefits

- Rugged construction suitable for boxes, cabinets, pushbutton and general use enclosures
- Gray nylon body is resistant to impact and corrosion
- Black nylon body is resistant to impact, corrosion and UV/Sunlight
- Rubber grommet provides a liquid-tight seal and reduces cord pull-out
- Grommets are color-coded for easy identification
- Rubber grommet is best material to resist chemicals and handles a wide temperature range

Reference Information

UL File No.: E76954
CSA File No.: LR32159



Physical

Compression Nut Form Size: 3
Black Cord Grip Body and Compression Nut: Valox*
Gray Cord Grip Body and
Compression Washer (white): Nylon
Grommet: Rubber
O-Ring: Neoprene
Nut: Zinc-plated Steel

Environmental

Cord Seal: Liquid-tight
Rating: NEMA 6P when used with correct NPT-sized O-ring
Stability: UV resistant (Black nylon)

* Trademark of SABIC Innovative Plastics IP BV



Black, Standard Cable

Cable Diameter	Grommet Color	With O-Ring/Locknut		Replacement Grommet	
		Woodhead No.	Order No.	Woodhead No.	Order No.
4.75–6.35mm (.187–.250")	Orange	5620WBLK	130098-0216	00-4985	130180-0407
6.35–9.53mm (.250–.375")	Gray	5622WBLK	130098-0222	00-4986	130180-0408
9.53–11.10mm (.375–.437")	Green	5624WBLK	130098-0228	00-4987	130180-0409
11.10–14.27mm (.437–.562")	Black	5536WBLK	130098-0100	00-4980	130180-0278
12.70–15.88mm (.500–.625")	Gray	5538WBLK	130098-0108	00-4981	130180-0279
14.27–17.45mm (.562–.687")	Green	5540WBLK	130098-0115	00-4982	130180-0280
15.88–19.05mm (.625–.750")	Orange	5542WBLK	130098-0122	00-4983	130180-0281



Oval (UF Cable)

Cable Diameter	Straight Male		Replacement Grommet	
	Woodhead No.	Order No.	Woodhead No.	Order No.
5.54×10.69mm (.218×.421") Oval	5584	130098-0191	00-4950	130180-0395
5.54×16.26mm (.218×.640") Oval	5586	130098-0192	00-4951	130180-0396

Strain Relief Grips MAX-LOC® Cord Seal Straight Male 1" NPT



Grips



Features and Benefits

- Rugged construction suitable for boxes, cabinets, pushbutton and general use enclosures
- Nylon body is resistant to impact and corrosion
- Rubber grommet provides a liquid-tight seal and reduces cord pull-out
- Grommets are color-coded for easy identification
- Rubber grommet is best material to resist chemicals and handles a wide temperature range
- Available Stainless Steel mesh yields high strength, corrosion resistance and slight conductivity
- Available non-metallic mesh yields moderate strength, corrosion resistance, great flexibility and no conductivity

Reference Information

UL File No.: E76954
CSA File No.: LR32159  

Physical

Compression Nut Form Size: 4
Gray Cord Grip Body and Compression Nut,
Washer (white): Nylon
Grommet: Rubber
O-Ring: Neoprene
Nut: Zinc-plated Steel
Weave Type: Half double weave, half single weave mesh

Environmental

Cord Seal: Liquid-tight
Rating: NEMA 6P when used with correct NPT-sized O-ring

Without Mesh

Cable Diameter	Grommet Color	Without O-Ring/Locknut*		With O-Ring/Locknut		Replacement Grommet	
		Woodhead No.	Order No.	Woodhead No.	Order No.	Woodhead No.	Order No.
11.10–14.27mm (.437–.562")	Black	5546	130098-0132	5546W	130098-0133	00-4990	130180-0410
12.70–15.88mm (.500–.625")	Gray	5548	130098-0136	5548W	130098-0137	00-4991	130180-0411
14.27–17.45mm (.562–.687")	Green	5550	130098-0139	5550W	130098-0141	00-4992	130180-0282
15.88–19.05mm (.625–.750")	Orange	5552	130098-0143	5552W	130098-0146	00-4993	130180-0283
17.45–20.62mm (.687–.812")	Yellow	5554	130098-0150	5554W	130098-0151	00-4994	130180-0412
19.05–22.23mm (.750–.875")	Black	5556	130098-0155	5556W	130098-0157	00-4995	130180-0413
20.62–23.80mm (.812–.937")	Gray	5558	130098-0161	5558W	130098-0164	00-4996	130180-0284
22.23–25.40mm (.875–1.000")	Green	5560	130098-0166	5560W	130098-0167	00-4997	130180-0414
25.40–28.58mm (1.000–1.125")	Black	5562†	130098-0171	5562W†	130098-0172	00-4998	130180-0285



With Mesh

Cable Diameter	Grommet Color	Stainless Steel Mesh Without O-Ring/Locknut*		Non-Metallic Mesh Without O-Ring/Locknut*		Replacement Grommet	
		Woodhead No.	Order No.	Woodhead No.	Order No.	Woodhead No.	Order No.
11.10–14.27mm (.437–.562")	Black	5546M	130099-0110	5546NM	130099-0111	00-4990	130180-0410
12.70–15.88mm (.500–.625")	Gray	5548M	130099-0113	5548NM	130099-0114	00-4991	130180-0411
14.27–17.45mm (.562–.687")	Green	5550M	130099-0116	5550NM	130099-0117	00-4992	130180-0282
15.88–19.05mm (.625–.750")	Orange	5552M	130099-0119	5552NM	130099-0120	00-4993	130180-0283
17.45–20.62mm (.687–.812")	Yellow	5554M	130099-0123	5554NM	130099-0124	00-4994	130180-0412
19.05–22.23mm (.750–.875")	Black	5556M	130099-0127	5556NM	130099-0128	00-4995	130180-0413
20.62–23.80mm (.812–.937")	Gray	5558M	130099-0131	5558NM	130099-0132	00-4996	130180-0284
22.23–25.40mm (.875–1.000")	Green	5560M	130099-0134	5560NM†	130099-0135	00-4997	130180-0414

* See MAX-LOC Accessories if o-ring or locknut is required

† Cable jacket may need to be stripped for clearance



Strain Relief Grips Black MAX-LOC® Cord Seal Straight Male 1" NPT



Features and Benefits

- Rugged construction suitable for boxes, cabinets, pushbutton and general use enclosures
- Black nylon body is resistant to impact, corrosion and UV/Sunlight
- Rubber grommet provides a liquid-tight seal and reduces cord pull-out
- Grommets are color-coded for easy identification
- Rubber grommet is best material to resist chemicals and handles a wide temperature range

Reference Information

UL File No.: E76954
CSA File No.: LR32159  

Physical

Compression Nut Form Size: 4
Black Cord Grip Body and Compression Nut: Valox*
Washer (white): Nylon
Grommet: Rubber
O-Ring: Neoprene
Nut: Zinc-plated Steel

Environmental

Cord Seal: Liquid-tight
Rating: NEMA 6P when used with correct NPT-sized O-ring
Stability: UV resistant

* Trademark of SABIC Innovative Plastics IP BV

Cable Diameter	Grommet Color	With O-Ring/Locknut		Replacement Grommet	
		Woodhead No.	Order No.	Woodhead No.	Order No.
15.88–19.05mm (.625–.750")	Orange	5552WBLK	130098-0147	00-4993	130180-0283
17.45–20.62mm (.687–.812")	Yellow	5554WBLK	130098-0152	00-4994	130180-0412
19.05–22.23mm (.750–.875")	Black	5556WBLK	130098-0158	00-4995	130180-0413
20.62–23.80mm (.812–.937")	Gray	5558WBLK	130098-0429	00-4996	130180-0284
22.23–25.40mm (.875–1.000")	Green	5560WBLK	130098-0168	00-4997	130180-0414

Strain Relief Grips MAX-LOC® Cord Seal

Straight Male 1 1/4" NPT



Features and Benefits

- Rugged construction suitable for boxes, cabinets, pushbutton and general use enclosures
- Nylon body is resistant to impact and corrosion
- Rubber grommet provides a liquid-tight seal and reduces cord pull-out
- Grommets are color-coded for easy identification
- Rubber grommet is best material to resist chemicals and handles a wide temperature range

Reference Information

UL File No.: E76954

CSA File No.: LR32159



Physical

Compression Nut Form Size: 5
Gray Cord Grip Body and Compression Nut,
Washer (white): Nylon
Grommet: Rubber

Environmental

Cord Seal: Liquid-tight
Rating: NEMA 6P when used with correct NPT-sized O-ring

C

Grips

Cable Diameter	Grommet Color	Without O-Ring/Locknut*		Replacement Grommet	
		Woodhead No.	Order No.	Woodhead No.	Order No.
19.05–22.23mm (.750–.875")	Orange	5568	130098-0174	00-5070	130180-0308
22.23–25.40mm (.875–1.000")	Yellow	5570	130098-0176	00-5071	130180-0309
25.40–28.58mm (1.000–1.125")	Black	5572	130098-0178	00-5072	130180-0310
28.58–31.75mm (1.125–1.250")	Green	5574	130098-0180	00-5073	130180-0311
31.75–34.42mm (1.250–1.355")	Gray	5576†	130098-0182	00-5074	130180-0312

* See MAX-LOC Accessories if o-ring or locknut is required

† Cable jacket may need to be stripped for clearance

Strain Relief Grips MAX-LOC® Cord Seal Right Angle Male 3/8" NPT

Grips



Features and Benefits

- Rugged construction suitable for boxes, cabinets, pushbutton and general use enclosures
- Nylon body is resistant to impact and corrosion
- Rubber grommet provides a liquid-tight seal and reduces cord pull-out
- Grommets are color-coded for easy identification
- Rubber grommet is best material to resist chemicals and handles a wide temperature range

Reference Information

UL File No.: E76954

CSA File No.: LR32159



Physical

Compression Nut Form Size: 1

Gray Cord Grip Body and Compression Nut,

Washer (white): Nylon

Grommet: Rubber

Environmental

Cord Seal: Liquid-tight

Rating: NEMA 6P when used with correct NPT-sized O-ring

Cable Diameter	Grommet Color	Without O-Ring/Locknut*		Replacement Grommet	
		Woodhead No.	Order No.	Woodhead No.	Order No.
3.18–4.75mm (.125–.187")	Yellow	5501	130098-0028	00-4960	130180-0398
4.75–6.35mm (.187–.250")	Orange	5503	130098-0030	00-4961	130180-0399
6.35–7.92mm (.250–.312")	Black	5505	130098-0425	00-4962	130180-0186
7.92–9.53mm (.312–.375")	Gray	5507	130098-0033	00-4963	130180-0163
9.53–11.10mm (.375–.437")	Green	5509†	130098-0035	00-4964	130180-0400

* See MAX-LOC Accessories if o-ring or locknut is required

† Cable jacket may need to be stripped for clearance

Strain Relief Grips MAX-LOC® Cord Seal Right Angle Male 1/2" NPT



Features and Benefits

- Rugged construction suitable for boxes, cabinets, pushbutton and general use enclosures
- Nylon body is resistant to impact and corrosion
- Rubber grommet provides a liquid-tight seal and reduces cord pull-out
- Grommets are color-coded for easy identification
- Rubber grommet is best material to resist chemicals and handles a wide temperature range
- Available Stainless Steel mesh yields high strength, corrosion resistance and slight conductivity
- Available non-metallic mesh yields moderate strength, corrosion resistance, great flexibility and no conductivity

Reference Information

UL File No.: E76954

CSA File No.: LR32159



Physical

Compression Nut Form Size: 2

Gray Cord Grip Body and Compression Nut,

Washer (white): Nylon

Grommet: Rubber

O-Ring: Neoprene

Nut: Zinc-plated Steel

Weave Type: Half double weave, half single weave mesh

Environmental

Cord Seal: Liquid-tight

Rating: NEMA 6P when used with correct NPT-sized O-ring

Without Mesh

Cable Diameter	Grommet Color	Without O-Ring/Locknut*		With O-Ring/Locknut		Replacement Grommet	
		Woodhead No.	Order No.	Woodhead No.	Order No.	Woodhead No.	Order No.
1.57–3.18mm (.062–.125")	Black	5519†	130098-0039	5519W†	130098-0040	00-4978	130180-0405
3.18–4.75mm (.125–.187")	Yellow	5521	130098-0044	5521W	130098-0045	00-4970	130180-0401
4.75–6.35mm (.187–.250")	Orange	5523	130098-0050	5523W	130098-0051	00-4971	130180-0402
6.35–7.93mm (.250–.312")	Black	5525	130098-0058	5525W	130098-0060	00-4972	130180-0403
7.93–9.53mm (.312–.375")	Gray	5527	130098-0066	5527W	130098-0068	00-5263	130180-0286
9.53–11.10mm (.375–.437")	Green	5529	130098-0073	5529W	130098-0075	00-5264	130180-0287
11.10–12.70mm (.437–.500")	Orange	5531	130098-0080	5531W	130098-0081	00-4975	130180-0404
12.70–14.27mm (.500–.562")	Black	5533†	130098-0089	5533W†	130098-0090	00-5266	130180-0288
14.27–15.88mm (.562–.625")	Gray	5535†	130098-0093	5535W†	130098-0095	00-5267	130180-0289



With Mesh

Cable Diameter	Grommet Color	Stainless Steel Mesh Without O-Ring/Locknut*		Non-Metallic Mesh Without O-Ring/Locknut*		Replacement Grommet	
		Woodhead No.	Order No.	Woodhead No.	Order No.	Woodhead No.	Order No.
4.75–6.35mm (.187–.250")	Orange	5523M	130099-0070	5523NM	130099-0071	00-4971	130180-0402
6.35–7.93mm (.250–.312")	Black	5525M	130099-0074	5525NM	130099-0075	00-4985	130180-0407
7.93–9.53mm (.312–.375")	Gray	5527M	130099-0078	5527NM	130099-0079	00-5263	130180-0286
9.53–11.10mm (.375–.437")	Green	5529M	130099-0082	5529NM	130099-0083	00-5264	130180-0287
11.10–12.70mm (.437–.500")	Orange	5531M	130099-0086	5531NM	130099-0087	00-4975	130180-0404
12.70–14.27mm (.500–.562")	Black	5533M†	130099-0089			00-5266	130180-0288
14.27–15.88mm (.562–.625")	Gray	5535M†	130099-0091			00-5267	130180-0289

* See MAX-LOC Accessories if o-ring or locknut is required

† Cable jacket may need to be stripped for clearance

‡ UL unattainable

Strain Relief Grips MAX-LOC® Cord Seal Right Angle Male Specialty Multi-Hole ½" NPT



Features and Benefits

- Rugged construction suitable for boxes, cabinets, pushbutton and general use enclosures
- Gray nylon body is resistant to impact and corrosion
- Rubber grommet provides a liquid-tight seal and reduces cord pull-out
- Rubber grommet is best material to resist chemicals and handles a wide temperature range

Reference Information

UL File No.: E76954

CSA File No.: LR32159



Physical


Compression Nut Form Size: 2
Gray Cord Grip Body and Compression Nut,
Washer (white): Nylon
Grommet: Rubber
O-Ring: Neoprene
Nut: Zinc-plated Steel

Environmental

Cord Seal: Liquid-tight
Rating: NEMA 6P when used with correct NPT-sized O-ring



Cable Diameter	No. of Holes	Grommet Color	Without O-Ring/Locknut*		With O-Ring/Locknut		Replacement Grommet	
			Woodhead No.	Order No.	Woodhead No.	Order No.	Woodhead No.	Order No.
3.96mm (.156")	2, 3, or 4	Orange			5595-007W	130098-0238	00-1924	130180-0318
4.75mm (.187")	2, 3, 4, 5, 6, or 7	Yellow	5595-008	130098-0212	5595-008W	130098-0213	00-1925	130180-0319
5.72mm (.225")	2, 3, or 4	Black	5595-004	130098-0207	5595-004W	130098-0208	00-1921	130180-0315
6.35mm (.250")	2 or 3	Gray			5595-005W	130098-0210	00-1922	130180-0316
7.37mm (.290")	2	Black			5595-006W	130098-0241	00-1923	130180-0317



Oval Hole (UF Cable)

Cable Diameter	Right Angle Male Without O-Ring/Locknut*		Replacement Grommet	
	Woodhead No.	Order No.	Woodhead No.	Order No.
5.54×10.69mm (.218×.421") Oval	5581	130098-0187	00-4940	130180-0392
5.54×16.26mm (.218×.640") Oval	5583	130098-0190	00-4941	130180-0393

* See MAX-LOC Accessories if o-ring or locknut is required

Strain Relief Grips MAX-LOC® Cord Seal Right Angle Male 3/4" NPT

Grips



Features and Benefits

- Rugged construction suitable for boxes, cabinets, pushbutton and general use enclosures
- Nylon body is resistant to impact and corrosion
- Rubber grommet provides a liquid-tight seal and reduces cord pull-out
- Grommets are color-coded for easy identification
- Rubber grommet is best material to resist chemicals and handles a wide temperature range
- Available Stainless Steel mesh yields high strength, corrosion resistance and slight conductivity
- Available non-metallic mesh yields moderate strength, corrosion resistance, great flexibility and no conductivity
- Multi-hole available to accommodate a wide application range

Reference Information

UL File No.: E76954

CSA File No.: LR32159



Physical

Compression Nut Form Size: 3

Gray Cord Grip Body and Compression Nut,

Washer (white): Nylon

Grommet: Rubber

O-Ring: Neoprene

Nut: Zinc-plated Steel

Weave Type: Half double weave, half single weave mesh

Environmental

Cord Seal: Liquid-tight

Rating: NEMA 6P when used with correct NPT-sized O-ring

Without Mesh

Cable Diameter	Grommet Color	Without O-Ring/Locknut*		With O-Ring/Locknut		Replacement Grommet	
		Woodhead No.	Order No.	Woodhead No.	Order No.	Woodhead No.	Order No.
4.75–6.35mm (.187–.250")	Orange	5621	130098-0217	5621W	130098-0218	00-4985	130180-0407
6.35–9.53mm (.250–.375")	Gray	5623	130098-0223	5623W	130098-0224	00-4986	130180-0408
9.53–11.10mm (.375–.437")	Green	5625	130098-0229	5625W	130098-0230	00-4987	130180-0409
11.10–14.27mm (.437–.562")	Black	5537	130098-0101	5537W	130098-0102	00-4980	130180-0278
12.70–15.88mm (.500–.625")	Gray	5539	130098-0109	5539W	130098-0111	00-4981	130180-0279
14.27–17.45mm (.562–.687")	Green	5541	130098-0116	5541W	130098-0117	00-4982	130180-0280
15.88–19.05mm (.625–.750")	Orange	5543	130098-0123	5543W	130098-0125	00-4983	130180-0281
17.45–20.62mm (.687–.812")	Yellow	5545†	130098-0130	5545W†	130098-0131	00-4984	130180-0406



With Mesh

Cable Diameter	Grommet Color	Stainless Steel Mesh Without O-Ring/Locknut*		Non Metallic Mesh Without O-Ring/Locknut*		Replacement Grommet	
		Woodhead No.	Order No.	Woodhead No.	Order No.	Woodhead No.	Order No.
6.35–9.53mm (.250–.375")	Gray	5623M	130099-0159	5623NM	130099-0160	00-4986	130180-0408
9.53–11.10mm (.375–.437")	Green	5625M	130099-0227	5625NM	130099-0163	00-4987	130180-0409
11.10–14.27mm (.437–.562")	Black	5537M	130099-0094	5537NM	130099-0095	00-4980	130180-0278
12.70–15.88mm (.500–.625")	Gray	5539M	130099-0098	5539NM	130099-0099	00-4981	130180-0279
14.27–17.45mm (.562–.687")	Green	5541M	130099-0102	5641NM	130099-0103	00-4982	130180-0280
15.88–19.05mm (.625–.750")	Orange	5543M	130099-0106	5543NM	130099-0107	00-4983	130180-0281
17.45–20.62mm (.687–.812")	Yellow	5545M	130099-0109			00-4984	130180-0406



Oval Hole (UF Cable)

Cable Diameter	Right Angle Without O-Ring/Locknut*		Replacement Grommet	
	Woodhead No.	Order No.	Woodhead No.	Order No.
5.54×10.69mm (.218×.421") Oval	5585	130098-0239	00-4950	130180-0395
5.54×16.26mm (.218×.640") Oval	5587	130098-0193	00-4951	130180-0396

* See MAX-LOC Accessories if o-ring or locknut is required

† Cable jacket may need to be stripped for clearance

Strain Relief Grips MAX-LOC® Cord Seal Right Angle Male 1" NPT



Features and Benefits

- Rugged construction suitable for boxes, cabinets, pushbutton and general use enclosures
- Nylon body is resistant to impact and corrosion
- Rubber grommet provides a liquid-tight seal and reduces cord pull-out
- Grommets are color-coded for easy identification
- Rubber grommet is best material to resist chemicals and handles a wide temperature range
- Available Stainless Steel mesh yields high strength, corrosion resistance and slight conductivity
- Available non-metallic mesh yields moderate strength, corrosion resistance, great flexibility and no conductivity

Reference Information

UL File No.: E76954

CSA File No.: LR32159



Physical

Compression Nut Form Size: 4

Gray Cord Grip Body and Compression Nut,

Washer (white): Nylon

Grommet: Rubber

O-Ring: Neoprene

Nut: Zinc-plated Steel

Weave Type: Half double weave, half single weave mesh

Environmental

Cord Seal: Liquid-tight

Rating: NEMA 6P when used with correct NPT-sized O-ring

C

Grips

Without Mesh

Cable Diameter	Grommet Color	Without O-Ring/Locknut*		With O-Ring/Locknut		Replacement Grommet	
		Woodhead No.	Order No.	Woodhead No.	Order No.	Woodhead No.	Order No.
11.10–14.27mm (.437–.562")	Black	5547	130098-0134	5547W	130098-0135	00-4990	130180-0410
12.70–15.88mm (.500–.625")	Gray	5549	130098-0138			00-4991	130180-0411
14.27–17.45mm (.562–.687")	Green	5551	130098-0142			00-4992	130180-0282
15.88–19.05mm (.625–.750")	Orange	5553	130098-0148	5553W	130098-0149	00-4993	130180-0283
17.45–20.62mm (.687–.812")	Yellow	5555	130098-0153	5555W	130098-0154	00-4994	130180-0412
19.05–22.23mm (.750–.875")	Black	5557	130098-0159	5557W	130098-0160	00-4995	130180-0413
20.62–23.80mm (.812–.937")	Gray	5559	130098-0165			00-4996	130180-0284
22.23–25.40mm (.875–1.000")	Green	5561	130098-0169	5561W	130098-0170	00-4997	130180-0414
25.40–28.58mm (1.000–1.125")	Black	5563 ¹	130098-0173			00-4998	130180-0285



With Mesh

Cable Diameter	Grommet Color	Stainless Steel Mesh Without O-Ring/Locknut*		Non-Metallic Mesh Without O-Ring/Locknut*		Replacement Grommet	
		Woodhead No.	Order No.	Woodhead No.	Order No.	Woodhead No.	Order No.
11.10–14.27mm (.437–.562")	Black			5547NM	130099-0112	00-4990	130180-0410
12.70–15.88mm (.500–.625")	Gray			5549NM	130099-0115	00-4991	130180-0411
14.27–17.45mm (.562–.687")	Green	5551M	130099-0118			00-4992	130180-0282
15.88–19.05mm (.625–.750")	Orange	5553M	130099-0121	5553NM	130099-0122	00-4993	130180-0283
17.45–20.62mm (.687–.812")	Yellow	5555M	130099-0125	5555NM	130099-0126	00-4994	130180-0412
19.05–22.23mm (.750–.875")	Black	5557M	130099-0129	5557NM	130099-0130	00-4995	130180-0413
22.23–25.40mm (.875–1.000")	Green	5561M	130099-0136	5561NM	130099-0137	00-4997	130180-0414

* See MAX-LOC Accessories if o-ring or locknut is required

¹ Cable jacket may need to be stripped for clearance

Strain Relief Grips MAX-LOC® Cord Seal Right Angle Male 1/4" NPT

Grips



Features and Benefits

- Rugged construction suitable for boxes, cabinets, pushbutton and general use enclosures
- Nylon body is resistant to impact and corrosion
- Rubber grommet provides a liquid-tight seal and reduces cord pull-out
- Grommets are color-coded for easy identification
- Rubber grommet is best material to resist chemicals and handles a wide temperature range

Reference Information

UL File No.: E76954

CSA File No.: LR32159



Physical

Compression Nut Form Size: 5

Gray Cord Grip Body and Compression Nut,

Washer (white): Nylon

Grommet: Rubber

Environmental

Cord Seal: Liquid-tight

Rating: NEMA 6P when used with correct NPT-sized O-ring

Cable Diameter	Grommet Color	Without O-Ring/Locknut*		Replacement Grommet	
		Woodhead No.	Order No.	Woodhead No.	Order No.
19.05–22.23mm (.750–.875")	Orange	5569	130098-0175	00-5070	130180-0308
22.23–25.40mm (.875–1.000")	Yellow	5571	130098-0177	00-5071	130180-0309
25.40–28.58mm (1.000–1.125")	Black	5573	130098-0179	00-5072	130180-0310
28.58–31.75mm (1.125–1.250")	Green	5575	130098-0181	00-5073	130180-0311
31.75–34.42mm (1.250–1.355")	Gray	5577†	130098-0184	00-5074	130180-0312

* See MAX-LOC Accessories if o-ring or locknut is required

† Cable jacket may need to be stripped for clearance

MAX-LOC® Accessories

Physical
Nut: Zinc-plated Steel
Gasket Sealing Ring: Neoprene
O-Ring: Neoprene



Locknuts

Thread Size	Woodhead No.	Order No.
¼" NPT	5599	130099-0141
⅜" NPT	5600	130099-0142
½" NPT	5601	130099-0143
¾" NPT	5602	130099-0144
1" NPT	5603	130099-0145
1¼" NPT	5604	130099-0146



Sealing Rings/Gaskets for Deluxe and MAX-LOC Grips that do not come with O-ring

Thread Size	Woodhead No.	Order No.
¼" NPT	5609	130099-0147
⅜" NPT	5610	130099-0148
½" NPT	5611	130099-0149
¾" NPT	5612	130099-0150
1" NPT	5613	130099-0151
1¼" NPT	5614	130099-0152



O-Rings (Replacements for MAX-LOC)

Thread Size	Woodhead No.	Order No.
½" NPT	00-0820	130180-0314
¾" NPT	00-0822	130180-0333
1" NPT	00-0824	130180-0334



Grips

Strain Relief Stainless Steel Grips Stainless Steel Body with and without Stainless Steel Mesh Straight Male

Grips

Features and Benefits

- Stainless Steel construction performs well to resist corrosion
- Body design features a recessed area to contain o-ring and keep intact for an optimum long-term seal
- Indoor and outdoor rated for use in a wide range of applications including marine and food processing

Reference Information

UL File No.: E76954
CSA File No.: LR32159




Physical

Threaded Body: Stainless Steel, type 303
Nut: Stainless Steel, type 303
Compression Ring: Polyethylene (included in non-mesh version)
Mesh Collars: Stainless Steel, type 303/304
Mesh Material: Stainless Steel
Weave Type: Half double weave, half single weave mesh

Environmental

NEMA Rating: Wet location suitable for NEMA 4 enclosures with O-ring (from MAX-LOC Accessories on page C-23) placed between fitting and box



1/2" NPT

Cable Diameter	Form Size	Without Stainless Steel Mesh		With Stainless Steel Mesh	
		Woodhead No.	Order No.	Woodhead No.	Order No.
1.52–3.30mm (.06–.13")	F2	5518SS*	130098-0037		
3.30–4.83mm (.13–.19")		5520SS	130098-0424		
4.83–6.35mm (.19–.25")		5522SS	130098-0048	5522MSS	130097-0321
6.35–7.87mm (.25–.31")		5524SS	130098-0055	5524MSS	130097-0322
7.87–9.65mm (.31–.38")		5526SS	130098-0063	5526MSS	130097-0323
9.65–11.18mm (.38–.44")		5528SS	130098-0070	5528MSS	130097-0324
11.18–12.70mm (.44–.50")		5530SS	130098-0077	5530MSS	130097-0325
12.70–14.22mm (.50–.56")		5532SS	130098-0085	5532MSS	130097-0326
14.22–16.00mm (.56–.63")		5534SS	130098-0243	5534MSS	130097-0328

3/4" NPT

Cable Diameter	Form Size	Woodhead No.	Order No.	Woodhead No.	Order No.
6.35–9.65mm (.25–.38")	F3	5622SS	130098-0244	5622MSS	130097-0340
9.65–11.18mm (.38–.44")		5624SS	130098-0245	5624MSS	130097-0341
11.18–14.22mm (.44–.56")		5536SS	130098-0246	5536MSS	130097-0329
12.70–16.00mm (.50–.63")		5538SS	130098-0106	5538MSS	130097-0330
14.22–17.53mm (.56–.69")		5540SS	130098-0113	5540MSS	130097-0331
16.00–19.05mm (.63–.75")		5542SS	130098-0426	5542MSS	130097-0332
17.53–20.57mm (.69–.81")		5544SS	130098-0128	5544MSS	130097-0333

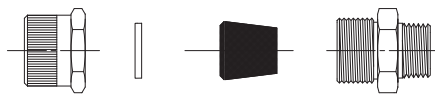
1" NPT

Cable Diameter	Form Size	Woodhead No.	Order No.	Woodhead No.	Order No.
11.18–14.22mm (.44–.56")	F4	5546SS	130098-0248	5546MSS	130097-0630
12.70–16.00mm (.50–.63")		5548SS	130098-0249	5548MSS	130097-0334
14.22–17.53mm (.56–.69")		5550SS	130098-0250	5550MSS	130097-0631
16.00–19.05mm (.63–.75")		5552SS	130098-0145	5552MSS	130097-0335
17.53–20.57mm (.69–.81")		5554SS	130098-0251	5554MSS	130097-0336
19.05–22.35mm (.75–.88")		5556SS	130098-0252	5556MSS	130097-0337
20.57–23.88mm (.81–.94")		5558SS	130098-0253	5558MSS	130097-0632
22.35–25.40mm (.88–1.00")		5560SS	130098-0254	5560MSS	130097-0338
25.40–27.94mm (1.00–1.10")		5562SS	130098-0255	5562MSS	130097-0633

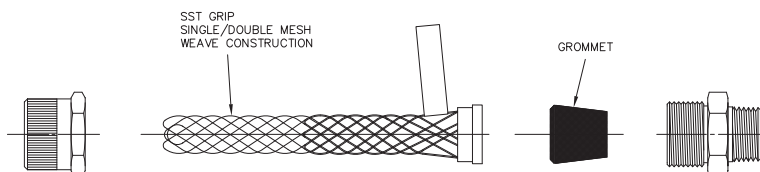
* UL unattainable

Technical Information

Straight Body



Straight Body with Stainless Steel Mesh Grip



Strain Relief Liquid-Tight Conduit Malleable Iron or Zinc-Plated Steel Body Stainless Steel Mesh Insulated Throat

Features and Benefits

- Robust design works with Liquid-Tight conduit for flexible conduit including motor applications
- Stainless Steel mesh construction performs well to resist corrosion
- Insulated throat provides protection upon flexing, temperature change and wire entry/exit

Reference Information

UL File No.: E61303
CSA File No.: LR32159




Physical

Threaded Body: Malleable Iron or Zinc-plated Steel
Nut: Zinc-plated Steel
Mesh Collars: Zinc-plated Steel and Aluminum
Ferrule to Mate with Flexible Conduit: Aluminum
Gasket Sealing Ring: Neoprene
Mesh Material: Stainless Steel
Weave Type: Single weave mesh

Environmental

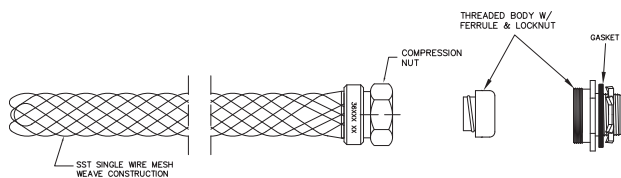
NEMA Rating: Wet location suitable for NEMA 4 enclosures with gasket placed between fitting and box



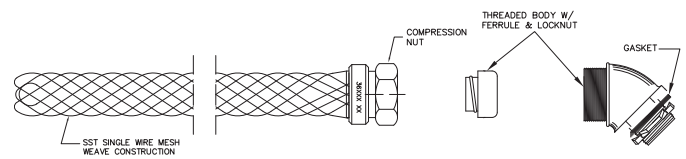
Conduit	NPT Fitting Size	Mesh Length	Straight Male		Right Angle Male		45° Male		Straight Female	
			Woodhead No.	Order No.	Woodhead No.	Order No.	Woodhead No.	Order No.	Woodhead No.	Order No.
3/8"	1/2"	0.067m (2.625")	36440	130096-0056	36443	130096-0058				
1/2"	1/2"	0.098m (3.875")	36370	130096-0034	36400	130096-0050	36390	130096-0044	36380	130096-0041
3/4"	3/4"	0.111m (4.375")	36371	130096-0036	36401	130096-0051	36391	130096-0045	36381	130096-0042
1"	1"	0.133m (5.25")	36372	130096-0037	36402	130096-0052	36392	130096-0046	36382	130096-0043
1 1/4"	1 1/4"	0.143m (5.625")	36373	130096-0038	36403	130096-0053	36393	130096-0047		
1 1/2"	1 1/2"	0.146m (5.75")	36374	130096-0039	36404	130096-0054	36394	130096-0048		
2"	2"	0.191m (7.50")	36375	130096-0040	36405	130096-0055	36395	130096-0049		
2 1/2"	2 1/2"	0.244m (9.625")	37030	130096-0065						
3"	3"	0.270m (10.625")	37031	130096-0066						
4"	4"	0.305m (12.00")	37032	130096-0067						

Technical Information

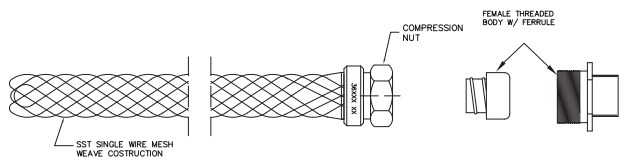
Straight Male



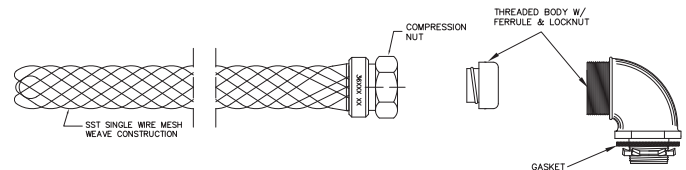
45° Male



Straight Female



90° Male



Strain Relief Liquid-Tight, Non-Metallic Conduit for UL Type "A" Flexible Conduit Malleable Iron or Zinc-Plated Steel Body Stainless Steel Mesh

Features and Benefits

- Robust design works with Liquid-Tight non-metallic conduit including motor applications
- Stainless Steel mesh construction performs well to resist corrosion
- Insulated throat provides protection upon flexing, temperature change and wire entry/exit

Reference Information

UL File No.: E61303 (straight body only)



Physical

Threaded Body: Malleable Iron or Zinc-plated Steel

Nut: Zinc-plated Steel

Mesh Collars: Zinc-plated Steel and Aluminum

Ferrule to Mate with Flexible Conduit: Nylon

Mesh Material: Stainless Steel

Weave Type: Single weave mesh

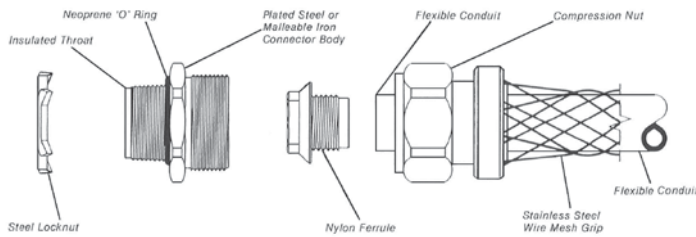
Environmental

NEMA Rating: Wet location suitable for NEMA 4 enclosures with gasket placed between fitting and box



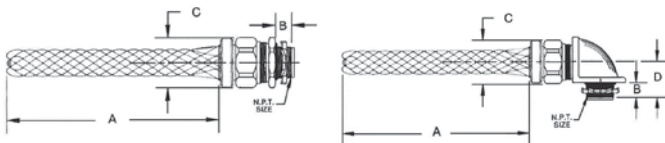
Conduit	NPT Fitting Size	Mesh Length	Straight Male		Right Angle Male	
			Woodhead No.	Order No.	Woodhead No.	Order No.
1/2"	1/2"	0.254m (10.0")	37101	130096-0069	37101-90	130096-0070
3/4"	3/4"	0.267m (10.5")	37102	130096-0071	37102-90	130096-0072
1"	1"	0.305m (12.0")	37103	130096-0073	37103-90	130096-0074
1 1/4"	1 1/4"	0.432m (17.0")	37104	130096-0075	37104-90	130096-0076
1 1/2"	1 1/2"	0.546m (21.5")	37105	130096-0077		
2"	2"	0.610m (24.0")	37106	130096-0079		

Technical Information



Ordering Information

NPT Trade Size	Straight Male Fitting		Right Angle Male Fitting	
	Woodhead No.	Order No.	Woodhead No.	Order No.
1/2"	37101	130096-0069	37101-90	130096-0070
3/4"	37102	130096-0071	37102-90	130096-0072
1"	37103	130096-0073	37103-90	130096-0074
1 1/4"	37104	130096-0075	37104-90	130096-0076
1 1/2"	37105	130096-0077	37105-90	130096-0078
2"	37106	130096-0079		



Dimensional Information

A	B	C	D
10"	1 9/32"	1 3/16"	1 3/32"
10 1/2"	1 9/32"	1 3/8"	1 7/16"
12"	2 3/32"	1 13/16"	1 3/4"
17"	3/4"	2 13/32"	1 31/32"
21 1/2"	3/4"	2 25/32"	2 1/4"
24"	3/4"	3 3/8"	2 13/32"

Strain Relief Watertite® Cord Grip Wiring Device, Pendant, Enclosure Stainless Steel or Non-Metallic Mesh



Features and Benefits

- Common application for Watertite Wiring Devices, Pendant Drops and Enclosures
- Simple installation reduces stress of arc bend and cord pull-out from wiring device or enclosure
- Corrosion resistant mesh provides additional strength for cord entrance
- Wide size range available to accommodate 2, 3, 4 and 5-wire devices

Physical

Form Size: F2 ½"
Grip Body and Compression Nut: Nylon
Collar and Mesh: Nylon or Stainless Steel

Environmental

Rating: Watertite

Non-Metallic Mesh Strain Relief, F2

Cable Diameter	Woodhead No.	Order No.
7.88–9.49mm (.310–.370")	5630NM	130099-0166
9.50–10.92mm (.370–.430")	5631NM	130099-0168
10.92–12.70mm (.430–.500")	5632NM	130099-0170



Metallic Mesh Strain Relief, F2

Cable Diameter	Woodhead No.	Order No.
7.88–9.49mm (.310–.370")	5630M	130099-0165
9.53–11.10mm (.375–.437")	5631M	130099-0167
10.92–12.70mm (.430–.500")	5632M	130099-0169
12.70–14.27mm (.500–.562")	5647M	130099-0189
14.27–15.88mm (.560–.625")	5648M	130099-0190

Strain Relief Watertite® Cord Grip Wiring Device, Pendant, Enclosure Stainless Steel or Non-Metallic Mesh

Features and Benefits

- Common application for Watertite Wiring Devices, Pendant Drops and Enclosures
- Simple installation reduces stress of arc bend and cord pull-out from wiring device or enclosure
- Corrosion resistant mesh provides additional strength for cord entrance
- Wide size range available to accommodate 2, 3, 4 and 5-wire devices

Physical

Form Size: F3 ¾"
Grip Body and Compression Nut: Nylon
Collar and Mesh: Nylon or Stainless Steel

Environmental

Rating: Watertite

Grips



Non-Metallic Mesh Strain Relief, F3

Cable Diameter	Woodhead No.	Order No.
11.10–14.27mm (.437–.562")	5633NM	130099-0172
12.70–15.88mm (.500–.625")	5634NM	130099-0174
14.22–17.27mm (.560–.680")	5635NM	130099-0176
15.75–19.05mm (.620–.750")	5640NM	130099-0186



Metallic Mesh Strain Relief, F3

Cable Diameter	Woodland No.	Order No.
9.53–11.10mm (.375–.437")	5628M	130099-0164
11.10–14.27mm (.437–.562")	5633M	130099-0171
12.70–15.88mm (.500–.625")	5634M	130099-0173
14.27–17.45mm (.562–.687")	5635M	130099-0175
15.88–19.05mm (.625–.75")	5640M	130099-0185
17.27–20.57mm (.680–.810")	5645M	130099-0187

Strain Relief Watertite® Cord Grip Wiring Device, Pendant, Enclosure Stainless Steel or Non-Metallic Mesh



Features and Benefits

- Common application for Watertite Wiring Devices, Pendant Drops and Enclosures
- Simple installation reduces stress of arc bend and cord pull-out from wiring device or enclosure
- Corrosion resistant mesh provides additional strength for cord entrance
- Wide size range available to accommodate 2, 3, 4 and 5-wire devices

Physical

Form Size: F4 1" and F5 1¼"
Grip Body and Compression Nut: Nylon
Collar and Mesh: Nylon or Stainless Steel

Environmental

Rating: Watertite

Non-Metallic Mesh Strain Relief, F4

Cable Diameter	Woodhead No.	Order No.
14.22–17.27mm (.560–.680")	5636NM	130099-0178
15.88–19.05mm (.625–.750")	5637NM	130099-0180
19.05–22.23mm (.750–.875")	5638NM	130099-0182
22.23–25.40mm (.875–1.00")	5639NM	130099-0184



Metallic Mesh Strain Relief, F4

Cable Diameter	Woodhead No.	Order No.
14.22–17.27mm (.560–.680")	5636M	130099-0177
15.88–19.05mm (.625–.750")	5637M	130099-0179
19.05–22.23mm (.750–.875")	5638M	130099-0181
20.57–23.88mm (.810–.940")	5646M	130099-0188
22.23–25.40mm (.875–1.00")	5639M	130099-0183

Strain Relief Grips

Safeway®

Wiring Device I-Grips

Galvanized Steel Mesh

Grips



Features and Benefits

- Common application for Super-Safeway™ and Safeway wiring devices and most other manufacturers requires stock of only one part number per cable size
- Universal installation reduces stress of cord arc bend and cord pull-out from the wiring device
- Galvanized Steel mesh construction provides excellent strength
- Wide size range available to accommodate 2, 3, 4 and 5 wire wiring devices

Reference Information

CSA File No.: LR32159



Physical

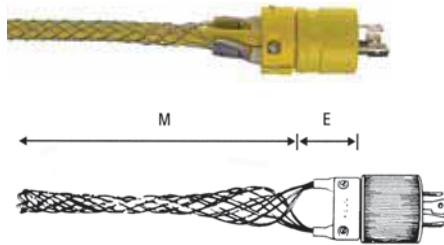
Assembly: Crimped eye tabs install between the two wiring device cord clamp pieces
 Mesh Material: Galvanized Steel
 Crimp: Aluminum
 Weave Type: Single weave mesh

Environmental

Rating: Indoor use only

Cable Diameter	Without O-Ring/Locknut	
	Woodhead No.	Order No.
7.62–10.92mm (.30–.43")	36550	130096-0059
10.16–14.22mm (.40–.56")	36551	130096-0060
13.21–18.54mm (.52–.73")	36552	130096-0061
17.78–21.59mm (.70–.85")	36553	130096-0062
20.83–25.40mm (.82–1.00")	36554	130096-0063
23.88–31.75mm (.94–1.25")	36555	130096-0064

Eyelet hole diameter = 0.325"



E	M
.048m 1.875"	.114m 4.500"
.053m 2.094"	.140m 5.500"
.053m 2.094"	.165m 6.500"
.060m 2.344"	.203m 8.000"
.060m 2.344"	.203m 8.000"
.060m 2.344"	.254m 10.000"

SUPPORT GRIPS



WOODHEAD® INDOOR AND OUTDOOR SUPPORT GRIPS ARE DESIGNED TO DISTRIBUTE WEIGHT OF VERTICAL OR SLOPING RUNS OF ELECTRICAL AND FIBER-OPTIC CABLE, METAL RODS, TUBING OR HOSE OVER THE ENTIRE LENGTH OF THE GRIP TO AVOID DAMAGE

Standard closed-mesh and open-mesh support grips are available in a wide variety of eye styles and cable ranges. Support grips are woven from corrosion-resistant tinned-bronze wire, except for bus-drop grips, which are made from galvanized steel. Many of these grips can be upgraded to stainless-steel wire for applications demanding a higher level of corrosion resistance.

FEATURES AND BENEFITS

Integrated-metal shield	Provides reinforcement at critical point Provides longer, trouble-free service
Available in four eye styles: single, double, universal and offset	Provides customer convenience
Available in closed- or open-mesh for end-of-cable or mid-cable installation	Provides customer convenience

APPLICATIONS

- Electrical contractors
- General manufacturing
- Utility companies

Support Grips Standard Duty Single Eye



Features and Benefits

- Single eye/bale is universally applied and most common
- Tinned-Bronze wire mesh provides corrosion resistance
- Top-mounted reinforced eye protector provides stable, longer-life support
- Closed mesh provides permanent support when cable end is available
- Split lace provides permanent support for mid-cable placement
- Split rod provides support for mid-cable placement

Reference Information

CSA File No.: LR32159



Physical

Mesh Material: Tinned-Bronze wire mesh

Weave Type: Single weave mesh

Mesh Type: Closed, split lace or split rod

Grips

Closed Mesh

Cable Diameter	Bale Length	Mesh Length	Approximate Break Strength*	Woodhead No.	Order No.
12.70–15.49mm (.50–.61")	0.178m (7.00")	0.279m (11.00")	770 lb	35030	130094-0230
15.75–18.80mm (.62–.74")	0.203m (8.00")	0.279m (11.00")	960 lb	35031	130094-0232
19.05–25.15mm (.75–.99")	0.203m (8.00")	0.356m (14.00")	1300 lb	35032	130094-0234
25.40–31.50mm (1.00–1.24")	0.229m (9.00")	0.381m (15.00")	1680 lb	35033	130094-0236
31.75–37.85mm (1.25–1.49")	0.254m (10.00")	0.406m (16.00")	1680 lb	35034	130094-0238
38.10–44.20mm (1.50–1.74")	0.305m (12.00")	0.457m (18.00")	1680 lb	35035	130094-0240
44.45–50.55mm (1.75–1.99")	0.356m (14.00")	0.508m (20.00")	2640 lb	35036	130094-0242
50.80–63.25mm (2.00–2.49")	0.406m (16.00")	0.559m (22.00")	3760 lb	35037	130094-0244
63.50–75.95mm (2.50–2.99")	0.457m (18.00")	0.610m (24.00")	3760 lb	35038	130094-0246
76.20–88.65mm (3.00–3.49")	0.533m (21.00")	0.660m (26.00")	5040 lb	35039	130094-0247
88.90–101.35mm (3.50–3.99")	0.610m (24.00")	0.711m (28.00")	5040 lb	35040	130094-0249

* To determine Workload Safety Factor, divide Approximate Break Strength by 10. See technical section for break strength.



Single Eye, Split Lace

Cable Diameter	Bale Length	Mesh Length	Approximate Break Strength*	Woodhead No.	Order No.
12.70–15.49mm (.50–.61")	0.178m (7.00")	0.279m (11.00")	770 lb	35165	130094-0310
15.75–18.80mm (.62–.74")	0.203m (8.00")	0.279m (11.00")	960 lb	35166	130094-0312
19.05–25.15mm (.75–.99")	0.203m (8.00")	0.356m (14.00")	1320 lb	35167	130094-0314
25.40–31.50mm (1.00–1.24")	0.229m (9.00")	0.380m (15.00")	1680 lb	35168	130094-0316
31.75–37.85mm (1.25–1.49")	0.254m (10.00")	0.406m (16.00")	1680 lb	35169	130094-0318
38.10–44.20mm (1.50–1.74")	0.305m (12.00")	0.457m (18.00")	1680 lb	35170	130094-0320
44.45–50.55mm (1.75–1.99")	0.356m (14.00")	0.508m (20.00")	2640 lb	35171	130094-0322
50.80–63.25mm (2.00–2.49")	0.406m (16.00")	0.559m (22.00")	3760 lb	35172	130094-0324
63.50–75.95mm (2.50–2.99")	0.457m (18.00")	0.610m (24.00")	3760 lb	35173	130094-0326
76.20–88.65mm (3.00–3.49")	0.533m (21.00")	0.660m (26.00")	5040 lb	35174	130094-0328
88.90–101.35mm (3.50–3.99")	0.610m (24.00")	0.711m (28.00")	5040 lb	35175	130094-0329

* To determine Workload Safety Factor, divide Approximate Break Strength by 10. See technical section for break strength.



Split Rod

Cable Diameter	Bale Length	Mesh Length	Approximate Break Strength*	Woodhead No.	Order No.
12.70–15.49mm (.50–.61")	0.178m (7.00")	0.279m (11.00")	770 lb	35285	130094-0385
15.75–18.80mm (.62–.74")	0.203m (8.00")	0.279m (11.00")	960 lb	35286	130094-0387
19.05–25.15mm (.75–.99")	0.203m (8.00")	0.356m (14.00")	1320 lb	35287	130094-0389
25.40–31.50mm (1.00–1.24")	0.229m (9.00")	0.380m (15.00")	1680 lb	35288	130094-0391
31.75–37.85mm (1.25–1.49")	0.254m (10.00")	0.406m (16.00")	1680 lb	35289	130094-0393
38.10–44.20mm (1.50–1.74")	0.305m (12.00")	0.457m (18.00")	1680 lb	35290	130094-0395
44.45–50.55mm (1.75–1.99")	0.356m (14.00")	0.508m (20.00")	2640 lb	35291	130094-0397
50.80–63.25mm (2.00–2.49")	0.406m (16.00")	0.559m (22.00")	3760 lb	35292	130094-0399
63.50–75.95mm (2.50–2.99")	0.457m (18.00")	0.610m (24.00")	3760 lb	35293	130094-0401
76.20–88.65mm (3.00–3.49")	0.533m (21.00")	0.660m (26.00")	5040 lb	35294	130094-0403

* To determine Workload Safety Factor, divide Approximate Break Strength by 10. See technical section for break strength.
For Stainless Steel Support Grips, add "SS" to the part number. For example, 35425 becomes 35425SS.

Support Grips Standard Duty Double Eye



Features and Benefits

- Double eye/bale increases stability and holding power
- Tinned-Bronze wire mesh provides corrosion resistance
- Top-mounted reinforced eye protector provides stability and longer-life support
- Closed mesh provides permanent support when cable end is available
- Split lace provides permanent support for mid-cable placement
- Split rod provides support for mid-cable placement

Reference Information

CSA File No.: LR32159



Physical

Mesh Material: Tinned-Bronze wire mesh
Weave Type: Single weave mesh
Mesh Type: Closed, split lace or split rod

Double Eye, Closed Mesh

Cable Diameter	Bale Length	Mesh Length	Approximate Break Strength*	Woodhead No.	Order No.
12.70–15.49mm (.50–.61")	0.178m (7.00")	0.279m (11.00")	770 lb	35001	130094-0209
15.75–18.80mm (.62–.74")	0.178m (7.00")	0.279m (11.00")	1150 lb	35002	130094-0211
19.05–25.15mm (.75–.99")	0.178m (7.00")	0.356m (14.00")	1320 lb	35003	130094-0213
25.40–31.50mm (1.00–1.24")	0.178m (7.00")	0.380m (15.00")	1920 lb	35004	130094-0215
31.75–37.85mm (1.25–1.49")	0.178m (7.00")	0.406m (16.00")	1920 lb	35005	130094-0217
38.10–44.20mm (1.50–1.74")	0.178m (7.00")	0.457m (18.00")	1920 lb	35006	130094-0219
44.45–50.55mm (1.75–1.99")	0.178m (7.00")	0.508m (20.00")	3150 lb	35007	130094-0221
50.80–63.25mm (2.00–2.49")	0.178m (7.00")	0.559m (22.00")	3360 lb	35008	130094-0223
63.50–75.95mm (2.50–2.99")	0.178m (7.00")	0.610m (24.00")	3360 lb	35009	130094-0225
76.20–88.65mm (3.00–3.49")	0.229m (9.00")	0.660m (26.00")	5280 lb	35010	130094-0227
88.90–101.35mm (3.50–3.99")	0.229m (9.00")	0.711m (28.00")	5280 lb	35011	130094-0228

* To determine Workload Safety Factor, divide Approximate Break Strength by 10. See technical section for break strength.



Double Eye, Split Lace

Cable Diameter	Bale Length	Mesh Length	Approximate Break Strength*	Woodhead No.	Order No.
12.70–15.49mm (.50–.61")	0.178m (7.00")	0.279m (11.00")	770 lb	35135	130094-0288
15.75–18.80mm (.62–.74")	0.178m (7.00")	0.279m (11.00")	1150 lb	35136	130094-0290
19.05–25.15mm (.75–.99")	0.178m (7.00")	0.356m (14.00")	1320 lb	35137	130094-0292
25.40–31.50mm (1.00–1.24")	0.178m (7.00")	0.380m (15.00")	1920 lb	35138	130094-0294
31.75–37.85mm (1.25–1.49")	0.178m (7.00")	0.406m (16.00")	1920 lb	35139	130094-0296
38.10–44.20mm (1.50–1.74")	0.178m (7.00")	0.457m (18.00")	1920 lb	35140	130094-0298
44.45–50.55mm (1.75–1.99")	0.178m (7.00")	0.508m (20.00")	3150 lb	35141	130094-0300
50.80–63.25mm (2.00–2.49")	0.178m (7.00")	0.559m (22.00")	3360 lb	35142	130094-0302
63.50–75.95mm (2.50–2.99")	0.178m (7.00")	0.610m (24.00")	3360 lb	35143	130094-0304
76.20–88.65mm (3.00–3.49")	0.229m (9.00")	0.660m (26.00")	5280 lb	35144	130094-0306
76.20–88.65mm (3.00–3.49")	0.229m (9.00")	0.711m (28.00")	5280 lb	35145	130094-0308

* To determine Workload Safety Factor, divide Approximate Break Strength by 10. See technical section for break strength.



Double Eye, Split Rod

Cable Diameter	Bale Length	Mesh Length	Approximate Break Strength*	Woodhead No.	Order No.
12.70–15.49mm (.50–.61")	0.178m (7.00")	0.279m (11.00")	770 lb	35270	130094-0367
15.75–18.80mm (.62–.74")	0.178m (7.00")	0.279m (11.00")	1150 lb	35271	130094-0368
19.05–25.15mm (.75–.99")	0.178m (7.00")	0.356m (14.00")	1320 lb	35272	130094-0370
25.40–31.50mm (1.00–1.24")	0.178m (7.00")	0.380m (15.00")	1920 lb	35273	130094-0372
31.75–37.85mm (1.25–1.49")	0.178m (7.00")	0.406m (16.00")	1920 lb	35274	130094-0374
38.10–44.20mm (1.50–1.74")	0.178m (7.00")	0.457m (18.00")	1920 lb	35275	130094-0376
44.45–50.55mm (1.75–1.99")	0.178m (7.00")	0.508m (20.00")	3150 lb	35276	130094-0378
50.80–63.25mm (2.00–2.49")	0.178m (7.00")	0.559m (22.00")	3360 lb	35277	130094-0380
63.50–75.95mm (2.50–2.99")	0.178m (7.00")	0.610m (24.00")	3360 lb	35278	130094-0382
76.20–88.65mm (3.00–3.49")	0.229m (9.00")	0.660m (26.00")	5280 lb	35279	130094-0383
88.90–101.35mm (3.50–3.99")	0.229m (9.00")	0.711m (28.00")	5280 lb	35280	130094-0384

* To determine Workload Safety Factor, divide Approximate Break Strength by 10. See technical section for break strength.
For Stainless Steel Support Grips, add "SS" to the part number. For example, 35425 becomes 35422SS.

Support Grips Standard Duty Offset Eye

Grips



Features and Benefits

- Offset eye/bale allows for straight, vertical cable support
- Tinned-Bronze wire mesh provides corrosion resistance
- Top-mounted reinforced eye protector provides stability and longer-life support
- Closed mesh provides permanent support when cable end is available
- Split lace provides permanent support for mid-cable placement
- Split rod provides support for mid-cable placement

Reference Information

CSA File No.: LR32159



Physical

Mesh Material: Tinned-Bronze wire mesh


Weave Type: Single weave mesh

Mesh Type: Closed, split lace or split rod

Closed Mesh

Cable Diameter	Bale Length	Mesh Length	Approximate Break Strength*	Woodhead No.	Order No.
12.70–15.49mm (.50–.61")	0.178m (7.00")	0.279m (11.00")	770 lb	35060	130094-0251
15.75–18.80mm (.62–.74")	0.178m (7.00")	0.279m (11.00")	960 lb	35061	130094-0253
19.05–25.15mm (.75–.99")	0.178m (7.00")	0.356m (14.00")	960 lb	35062	130094-0255
25.40–31.50mm (1.00–1.24")	0.178m (7.00")	0.381m (15.00")	1680 lb	35063	130094-0257
31.75–37.85mm (1.25–1.49")	0.178m (7.00")	0.406m (16.00")	1680 lb	35064	130094-0259
38.10–44.20mm (1.50–1.74")	0.178m (7.00")	0.457m (18.00")	1680 lb	35065	130094-0261
44.45–50.55mm (1.75–1.99")	0.178m (7.00")	0.508m (20.00")	2640 lb	35066	130094-0263
50.80–63.25mm (2.00–2.49")	0.178m (7.00")	0.559m (22.00")	3760 lb	35067	130094-0265
63.50–75.95mm (2.50–2.99")	0.178m (7.00")	0.610m (24.00")	3760 lb	35068	130094-0267
76.20–88.65mm (3.00–3.49")	0.229m (9.00")	0.660m (26.00")	5040 lb	35069	130094-0268
88.90–101.35mm (3.50–3.99")	0.229m (9.00")	0.711m (28.00")	5040 lb	35070	130094-0269

* To determine Workload Safety Factor, divide Approximate Break Strength by 10. See technical section for break strength.



Split Lace

Cable Diameter	Bale Length	Mesh Length	Approximate Break Strength*	Woodhead No.	Order No.
12.70–15.49mm (.50–.61")	0.178m (7.00")	0.279m (11.00")	770 lb	35195	130094-0330
15.75–18.80mm (.62–.74")	0.178m (7.00")	0.279m (11.00")	960 lb	35196	130094-0332
19.05–25.15mm (.75–.99")	0.178m (7.00")	0.356m (14.00")	960 lb	35197	130094-0334
25.40–31.50mm (1.00–1.24")	0.178m (7.00")	0.381m (15.00")	1680 lb	35198	130094-0336
31.75–37.85mm (1.25–1.49")	0.178m (7.00")	0.406m (16.00")	1680 lb	35199	130094-0338
38.10–44.20mm (1.50–1.74")	0.178m (7.00")	0.457m (18.00")	1680 lb	35200	130094-0340
44.45–50.55mm (1.75–1.99")	0.178m (7.00")	0.508m (20.00")	2640 lb	35201	130094-0342
50.80–63.25mm (2.00–2.49")	0.178m (7.00")	0.559m (22.00")	3760 lb	35202	130094-0344
63.50–75.95mm (2.50–2.99")	0.178m (7.00")	0.610m (24.00")	3760 lb	35203	130094-0346
76.20–88.65mm (3.00–3.49")	0.229m (9.00")	0.660m (26.00")	5040 lb	35204	130094-0348
88.90–101.35mm (3.50–3.99")	0.229m (9.00")	0.711m (28.00")	5040 lb	35205	130094-0350

* To determine Workload Safety Factor, divide Approximate Break Strength by 10. See technical section for break strength.



Split Rod

Cable Diameter	Bale Length	Mesh Length	Approximate Break Strength*	Woodhead No.	Order No.
12.70–15.49mm (.50–.61")	0.178m (7.00")	0.279m (11.00")	770 lb	35300	130094-0406
15.75–18.80mm (.62–.74")	0.178m (7.00")	0.279m (11.00")	960 lb	35301	130094-0408
19.05–25.15mm (.75–.99")	0.178m (7.00")	0.356m (14.00")	960 lb	35302	130094-0410
25.40–31.50mm (1.00–1.24")	0.178m (7.00")	0.381m (15.00")	1680 lb	35303	130094-0412
31.75–37.85mm (1.25–1.49")	0.178m (7.00")	0.406m (16.00")	1680 lb	35304	130094-0414
38.10–44.20mm (1.50–1.74")	0.178m (7.00")	0.457m (18.00")	1680 lb	35305	130094-0416
44.45–50.55mm (1.75–1.99")	0.178m (7.00")	0.508m (20.00")	2640 lb	35306	130094-0418
50.80–63.25mm (2.00–2.49")	0.178m (7.00")	0.559m (22.00")	3760 lb	35307	130094-0420
63.50–75.95mm (2.50–2.99")	0.178m (7.00")	0.610m (24.00")	3760 lb	35308	130094-0422
76.20–88.65mm (3.00–3.49")	0.229m (9.00")	0.660m (26.00")	5040 lb	35309	130094-0424
88.90–101.35mm (3.50–3.99")	0.229m (9.00")	0.711m (28.00")	5040 lb	35310	130094-0426

* To determine Workload Safety Factor, divide Approximate Break Strength by 10. See technical section for break strength.
For Stainless Steel Support Grips, add "SS" to the part number. For example, 35425 becomes 35422SS.

Support Grips Standard Duty Locking Bale/Universal Eye



Features and Benefits

- Locking bale provides easy, quick attachment to fixed structure without the need for additional hardware
- Tinned-Bronze wire mesh provides corrosion resistance
- Closed mesh provides permanent support when cable end is available
- Split lace provides permanent support for mid-cable placement
- Split rod provides support for mid-cable placement

Reference Information

CSA File No.: LR32159



Physical

Mesh Material: Tinned-Bronze wire mesh
Weave Type: Single weave mesh
Mesh Type: Closed, split lace or split rod

Closed Mesh

Cable Diameter	Bale Length	Mesh Length	Approximate Break Strength*	Woodhead No.	Order No.
12.70–15.49mm (.50–.61")	0.457m (18.00")	0.279m (11.00")	770 lb	35090	130094-0271
15.75–18.80mm (.62–.74")	0.457m (18.00")	0.279m (11.00")	1150 lb	35091	130094-0273
19.05–25.15mm (.75–.99")	0.457m (18.00")	0.356m (14.00")	1320 lb	35092	130094-0275
25.40–31.50mm (1.00–1.24")	0.457m (18.00")	0.381m (15.00")	1920 lb	35093	130094-0276
31.75–37.85mm (1.25–1.49")	0.457m (18.00")	0.406m (16.00")	1920 lb	35094	130094-0278
38.10–44.20mm (1.50–1.74")	0.457m (18.00")	0.457m (18.00")	1920 lb	35095	130094-0279
44.45–50.55mm (1.75–1.99")	0.457m (18.00")	0.508m (20.00")	3150 lb	35096	130094-0280
50.80–63.25mm (2.00–2.49")	0.457m (18.00")	0.559m (22.00")	3360 lb	35097	130094-0281
63.50–75.99mm (2.50–2.99")	0.457m (18.00")	0.610m (24.00")	3360 lb	35098	130094-0283
76.20–88.65mm (3.00–3.49")	0.457m (18.00")	0.660m (26.00")	5280 lb	35099	130094-0284

* To determine Workload Safety Factor, divide Approximate Break Strength by 10. See technical section for break strength.



Split Lace

Cable Diameter	Bale Length	Mesh Length	Approximate Break Strength*	Woodhead No.	Order No.
12.70–15.49mm (.50–.61")	0.457m (18.00")	0.279m (11.00")	770 lb	35225	130094-0352
15.75–18.80mm (.62–.74")	0.457m (18.00")	0.279m (11.00")	1150 lb	35226	130094-0354
19.05–25.15mm (.75–.99")	0.457m (18.00")	0.356m (14.00")	1320 lb	35227	130094-0356
25.40–31.50mm (1.00–1.24")	0.457m (18.00")	0.381m (15.00")	1920 lb	35228	130094-0357
31.75–37.85mm (1.25–1.49")	0.457m (18.00")	0.406m (16.00")	1920 lb	35229	130094-0358
38.10–44.20mm (1.50–1.74")	0.457m (18.00")	0.457m (18.00")	1920 lb	35230	130094-0359
44.45–50.55mm (1.75–1.99")	0.457m (18.00")	0.508m (20.00")	3150 lb	35231	130094-0360
50.80–63.25mm (2.00–2.49")	0.457m (18.00")	0.559m (22.00")	3360 lb	35232	130094-0361

* To determine Workload Safety Factor, divide Approximate Break Strength by 10. See technical section for break strength.



Split Rod

Cable Diameter	Bale Length	Mesh Length	Approximate Break Strength*	Woodhead No.	Order No.
12.70–15.49mm (.50–.61")	0.457m (18.00")	0.279m (11.00")	770 lb	35330	130094-0429
15.75–18.80mm (.62–.74")	0.457m (18.00")	0.279m (11.00")	1150 lb	35331	130094-0430
19.05–25.15mm (.75–.99")	0.457m (18.00")	0.356m (14.00")	1320 lb	35332	130094-0432
25.40–31.50mm (1.00–1.24")	0.457m (18.00")	0.381m (15.00")	1920 lb	35333	130094-0434
31.75–37.85mm (1.25–1.49")	0.457m (18.00")	0.406m (16.00")	1920 lb	35334	130094-0435
38.10–44.20mm (1.50–1.74")	0.457m (18.00")	0.457m (18.00")	1920 lb	35335	130094-0436
44.45–50.55mm (1.75–1.99")	0.457m (18.00")	0.508m (20.00")	3150 lb	35336	130094-0437
50.80–63.25mm (2.00–2.49")	0.457m (18.00")	0.559m (22.00")	3360 lb	35337	130094-0438
63.50–75.99mm (2.50–2.99")	0.457m (18.00")	0.610m (24.00")	3360 lb	35338	130094-1042
76.20–88.65mm (3.00–3.49")	0.457m (18.00")	0.660m (26.00")	5280 lb	35339	130094-1400
88.90–101.35mm (3.50–3.99")	0.457m (18.00")	0.711m (28.00")	5280 lb	35340	130094-0439

* To determine Workload Safety Factor, divide Approximate Break Strength by 10. See technical section for break strength.

For Stainless Steel Support Grips, add "SS" to the part number. For example, 35425 becomes 35425SS.

Support Grips

Heavy Duty Single Eye

Grips



Features and Benefits

- Single eye/bale is universally applied and most common
- Tinned-Bronze wire mesh provides corrosion resistance
- Double weave provides industrial strength
- Top-mounted reinforced eye protector provides stability and longer-life support
- Closed mesh provides permanent support when cable end is available
- Split lace provides permanent support for mid-cable placement

Reference Information

CSA File No.: LR32159



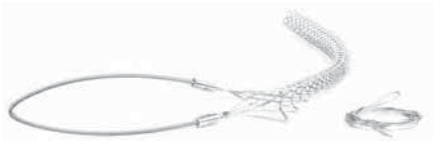
Physical

Mesh Material: Tinned-Bronze wire mesh
Weave Type: Double weave mesh
Mesh Type: Closed or split Lace

Single Eye, Closed Mesh

Cable Diameter	Bale Length	Mesh Length	Approximate Break Strength*	Woodhead No.	Order No.
19.05–25.15mm (.75–.99")	0.254m (10.00")	0.660m (26.00")	2700 lb	35435	130094-0457
25.40–31.50mm (1.00–1.24")	0.254m (10.00")	0.737m (29.00")	4720 lb	35436	130094-0459
31.75–37.85mm (1.25–1.49")	0.254m (10.00")	0.787m (31.00")	4720 lb	35437	130094-0461
38.10–50.55mm (1.50–1.99")	0.254m (10.00")	0.889m (35.00")	4720 lb	35438	130094-0463

* To determine Workload Safety Factor, divide Approximate Break Strength by 10. See technical section for break strength.



Single Eye, Split Lace

Cable Diameter	Bale Length	Mesh Length	Approximate Break Strength*	Woodhead No.	Order No.
19.05–25.15mm (.75–.99")	0.254m (10.00")	0.660m (26.00")	2700 lb	35450	130094-0480
25.40–31.50mm (1.00–1.24")	0.254m (10.00")	0.737m (29.00")	4720 lb	35451	130094-0482
31.75–37.85mm (1.25–1.49")	0.254m (10.00")	0.787m (31.00")	4720 lb	35452	130094-0484
38.10–50.55mm (1.50–1.99")	0.254m (10.00")	0.889m (35.00")	4720 lb	35453	130094-0486

* To determine Workload Safety Factor, divide Approximate Break Strength by 10. See technical section for break strength.

For Stainless Steel Support Grips, add "SS" to the part number. For example, 35425 becomes 35422SS.

Support Grips

Heavy Duty

Double Eye



Features and Benefits

- Double eye/bale provides increased stability, increased holding power
- Tinned-Bronze wire mesh provides corrosion resistance
- Double weave provides industrial strength
- Top-mounted reinforced eye protector provides stability and longer-life support
- Closed mesh provides permanent support when cable end is available
- Split lace provides permanent support for mid-cable placement

Reference Information

CSA File No.: LR32159



Physical

Mesh Material: Tinned-Bronze wire mesh
Weave Type: Full double weave
Mesh Type: Closed or split lace

Double Eye, Closed Mesh

Cable Diameter	Bale Length	Mesh Length	Approximate Break Strength*	Woodhead No.	Order No.
19.05–25.15mm (.75–.99")	0.254m (10.00")	0.660m (26.00")	2700 lb	35425	130094-0440
25.40–31.50mm (1.00–1.24")	0.254m (10.00")	0.737m (29.00")	4720 lb	35426	130094-0442
31.75–37.85mm (1.25–1.49")	0.254m (10.00")	0.787m (31.00")	4720 lb	35427	130094-0444
38.10–50.55mm (1.50–1.99")	0.254m (10.00")	0.889m (35.00")	4720 lb	35428	130094-0446
50.80–63.25mm (2.00–2.49")	0.254m (10.00")	0.940m (37.00")	10080 lb	35429	130094-0448
63.50–75.95mm (2.50–2.99")	0.254m (10.00")	0.991m (39.00")	10080 lb	35430	130094-0450
76.20–88.65mm (3.00–3.49")	0.254m (10.00")	1.041m (41.00")	10080 lb	35431	130094-0452
88.90–101.35mm (3.50–3.99")	0.254m (10.00")	1.143m (45.00")	13120 lb	35432	130094-0453
101.60–114.05mm (4.00–4.49")	0.254m (10.00")	1.194m (47.00")	13120 lb	35433	130094-0455

* To determine Workload Safety Factor, divide Approximate Break Strength by 10. See technical section for break strength.



Double Eye, Split Lace

Cable Diameter	Bale Length	Mesh Length	Approximate Break Strength*	Woodhead No.	Order No.
19.05–25.15mm (.75–.99")	0.254m (10.00")	0.660m (26.00")	2700 lb	35440	130094-0465
25.40–31.50mm (1.00–1.24")	0.254m (10.00")	0.737m (29.00")	4720 lb	35441	130094-0466
31.75–37.85mm (1.25–1.49")	0.254m (10.00")	0.787m (31.00")	4720 lb	35442	130094-0468
38.10–50.55mm (1.50–1.99")	0.254m (10.00")	0.889m (35.00")	4720 lb	35443	130094-0470
50.80–63.25mm (2.00–2.49")	0.254m (10.00")	0.940m (37.00")	10080 lb	35444	130094-0472
63.50–75.95mm (2.50–2.99")	0.254m (10.00")	0.991m (39.00")	10080 lb	35445	130094-0474
76.20–88.65mm (3.00–3.49")	0.254m (10.00")	1.041m (41.00")	10080 lb	35446	130094-0476
88.90–101.35mm (3.50–3.99")	0.254m (10.00")	1.143m (45.00")	13120 lb	35447	130094-0478
101.60–114.05mm (4.00–4.49")	0.254m (10.00")	1.194m (47.00")	13120 lb	35448	130094-0479

* To determine Workload Safety Factor, divide Approximate Break Strength by 10. See technical section for break strength.
For Stainless Steel Support Grips, add "SS" to the part number. For example, 35425 becomes 35422SS.

Support Grips

Service Drop

Single Eye and Locking Bale/Universal Eye

Features and Benefits

- Service drop single eye/bale or locking/universal eye are used for service entrance cable
- Locking bale provides easy, quick attachment to fixed structure without the need for additional hardware
- Tinned-Bronze wire mesh provides corrosion resistance
- Closed mesh top-mounted reinforced eye protector provides stability and longer-life support

Reference Information


CSA File No.: LR32159



Physical

Mesh Material: Tinned-Bronze wire mesh
Weave Type: Single weave mesh
Mesh Type: Closed

Grips



Single Eye

Cable Diameter	Bale Length	Mesh Length	Approximate Break Strength*	Woodhead No.	Order No.
5.59–8.13mm (.22–.32")	0.102m (4.00")	0.102m (4.00")	290 lb	36573	130094-0501
7.62–10.92mm (.30–.43")	0.127m (5.00")	0.127m (5.00")	500 lb	36575	130094-0504
10.16–14.22mm (.40–.56")	0.152m (6.00")	0.127m (5.00")	500 lb	36576	130094-0505
13.21–18.54mm (.52–.73")	0.203m (8.00")	0.203m (8.00")	790 lb	36577	130094-0506
17.78–24.64mm (.70–.97")	0.203m (8.00")	0.229m (9.00")	1020 lb	36578	130094-0507
23.88–31.75mm (.94–1.25")	0.254m (10.00")	0.279m (11.00")	1020 lb	36579	130094-0509

* To determine Workload Safety Factor, divide Approximate Break Strength by 10. See technical section for break strength.
For Stainless Steel Support Grips, add "SS" to the part number. For example, 35425 becomes 35422SS.



Locking Bale/Universal Eye

Cable Diameter	Bale Length	Mesh Length	Approximate Break Strength*	Woodhead No.	Order No.
5.59–8.13mm (.22–.32")	0.229m (9.00")	0.102m (4.00")	290 lb	36581	130094-0511
7.62–10.92mm (.30–.43")	0.254m (10.00")	0.127m (5.00")	500 lb	36583	130094-0513
10.16–14.22mm (.40–.56")	0.279m (11.00")	0.127m (5.00")	500 lb	36585	130094-0515
13.21–18.54mm (.52–.73")	0.330m (13.00")	0.203m (8.00")	790 lb	36586	130094-0516

* To determine Workload Safety Factor, divide Approximate Break Strength by 10. See technical section for break strength.
For Stainless Steel Support Grips, add "SS" to the part number. For example, 35425 becomes 35422SS.

Support Grips

Bus-Drop

Single Eye and Locking Bale/Universal Eye



Features and Benefits

- Bus drop single eye/bale or locking/universal eye are used for bus drop cable
- Locking bale provides easy, quick attachment to fixed structure without the need for additional hardware
- Closed mesh top-mounted reinforced eye protector provides stable and longer-life support
- Galvanized Steel wire mesh is for indoor use only
- Stainless Steel is for indoor or outdoor use

Reference Information

UL File No. E76954 (except locking bale grips and accessories)

CSA File No.: LR32159 (except accessories)



Physical

Mesh Material: Galvanized Steel or Stainless Steel wire mesh

Weave Type: Single weave mesh

Mesh Type: Closed



Single Eye, Galvanized Steel (UL Listed)

Cable Diameter	Bale Length	Mesh Length	Approximate Break Strength*	Woodhead No.	Order No.
5.59–8.13mm (.22–.32")	0.229m (9.00")	0.089m (3.50")	650 lb	36560	130094-0489
7.62–10.92mm (.30–.43")	0.229m (9.00")	0.114m (4.50")	1100 lb	36562	130094-0491
10.16–14.22mm (.40–.56")	0.229m (9.00")	0.127m (5.00")	1100 lb	36564	130094-0493
13.46–18.54mm (.53–.73")	0.229m (9.00")	0.165m (6.50")	1100 lb	36567	130094-0495
17.78–21.59mm (.70–.85")	0.229m (9.00")	0.216m (8.50")	1900 lb	36569	130094-0497
20.83–25.40mm (.82–1.00")	0.229m (9.00")	0.216m (8.50")	1900 lb	36571	130094-0499
24.38–31.75mm (.96–1.25")	0.229m (9.00")	0.279m (11.00")	1900 lb	36574	130094-0502

* To determine Workload Safety Factor, divide Approximate Break Strength by 10. See technical section for break strength.

Single Eye, Stainless Steel (UL Listed)

Cable Diameter	Bale Length	Mesh Length	Approximate Break Strength*	Woodhead No.	Order No.
5.59–8.13mm (.22–.32")	0.229m (9.00")	0.089m (3.50")	650 lb	36560SS	130094-0490
7.62–10.92mm (.30–.43")	0.229m (9.00")	0.114m (4.50")	1100 lb	36562SS	130094-0492
10.16–14.22mm (.40–.56")	0.229m (9.00")	0.127m (5.00")	1100 lb	36564SS	130094-0494
13.46–18.54mm (.53–.73")	0.229m (9.00")	0.165m (6.50")	1100 lb	36567SS	130094-0496
17.78–21.59mm (.70–.85")	0.229m (9.00")	0.216m (8.50")	1900 lb	36569SS	130094-0498
20.83–25.40mm (.82–1.00")	0.229m (9.00")	0.216m (8.50")	1900 lb	36571SS	130094-0500
24.38–31.75mm (.96–1.25")	0.229m (9.00")	0.279m (11.00")	1900 lb	36574SS	130094-0503

* To determine Workload Safety Factor, divide Approximate Break Strength by 10. See technical section for break strength.



Locking Bale/Universal Eye, Galvanized Steel

Cable Diameter	Bale Length	Mesh Length	Approximate Break Strength*	Woodhead No.	Order No.
5.59–8.13mm (.22–.32")	0.305m (12.00")	0.089m (3.50")	650 lb	36580	130094-0510
7.62–10.92mm (.30–.43")	0.305m (12.00")	0.114m (4.50")	1100 lb	36582	130094-0512
10.16–14.22mm (.40–.56")	0.305m (12.00")	0.127m (5.00")	1100 lb	36584	130094-0514
13.46–18.54mm (.53–.73")	0.380m (15.00")	0.165m (6.50")	1100 lb	36587	130094-0517
17.78–21.59mm (.70–.85")	0.406m (16.00")	0.216m (8.50")	1900 lb	36589	130094-0519
20.83–25.40mm (.82–1.00")	0.406m (16.00")	0.216m (8.50")	1900 lb	36591	130094-0520
24.38–31.75mm (.96–1.25")	0.432m (17.00")	0.279m (11.00")	1900 lb	36594	130094-0521

* To determine Workload Safety Factor, divide Approximate Break Strength by 10. See technical section for break strength.



Bus-Drop Accessories

Description	Load (max.)	Galvanized Steel		Stainless Steel	
		Woodhead No.	Order No.	Woodhead No.	Order No.
Safety spring	40 lb	36237	130099-0051	36237SS	130099-0228
Safety spring	80 lb	36238	130099-0052	36238SS	130099-0229
Support hook		36241	130094-0488	36241SS	130094-1401

PULLING GRIPS



WOODHEAD® PULLING GRIPS ARE DESIGNED FOR OVERHEAD, UNDERGROUND OR IN-PLANT WIRING APPLICATIONS AND SERVE AS REUSABLE TOOLS FOR PULLING INSULATED CONDUCTORS, BARE WIRES, CABLE, FIBER OPTIC CABLE AND NYLON AND WIRE ROPE

Woodhead Pulling Grips are available in a wide range of styles and are made of high-quality galvanized-steel wire. All styles feature a smooth, even, thin profile, making these grips easy-to-use, quick-to-install and reusable many times over.

FEATURES AND BENEFITS

Choose a flexible or rotating eye

Suitable for a broad range of applications

Available in light-duty through multi-weave, high-strength mesh versions

Provides a wide range of product options to meet specific application needs

Shoulder protectors furnished as standard

Ensures bumpless pulls and long-life operation

APPLICATIONS

- Electrical contractors
- Facility maintenance
- Utility companies

Pulling Grips Junior Duty Flexible Eye



Features and Benefits

- Flexible eye works in both generous and tight spaces
- Galvanized Steel mesh offers superior strength
- Shoulder protectors center the grip within a raceway and provide abrasion resistance
- Universally applied for single cable or wire bundles
- Available as tool kit with all sizes below

Reference Information

CSA File No.: LR32159



Physical

Mesh Material: Galvanized Steel mesh
Weave Type: Single weave mesh
Mesh Type: Closed mesh

Cable Diameter	Mesh Length	Approximate Break Strength*	Woodhead No.	Order No.
6.35–9.14mm (.25–.36")	0.127m (5.00")	1700 lb	35970	130095-0194
9.40–12.45mm (.37–.49")	0.178m (7.00")	1700 lb	35971	130095-0196
12.70–15.49mm (.50–.61")	0.203m (8.00")	1700 lb	35972	130095-0197
15.75–18.80mm (.62–.74")	0.254m (10.00")	2800 lb	35973	130095-0198
19.05–25.15mm (.75–.99")	0.254m (10.00")	4100 lb	35974	130095-0200
25.40–31.50mm (1.00–1.24")	0.305m (12.00")	4100 lb	35975	130095-0201

* To determine Workload Safety Factor, divide Approximate Break Strength by 5. See technical section for break strength.



Flexible Eye Kit

Woodhead No.	Order No.
35976	130095-0202

Contains 1 each of the following: 35970, 35971, 35972, 35973, 35974, 35975

Pulling Grips Light Duty Flexible Eye



Features and Benefits

- Flexible eye works in both generous and tight spaces
- Galvanized Steel mesh offers superior strength
- Shoulder protectors center the grip within a raceway and provide abrasion resistance
- Universally applied for single cable or wire bundles in commercial, industrial and underground applications

Reference Information

CSA File No.: LR32159



Physical

Mesh Material: Galvanized Steel mesh
Weave Type: Single weave mesh
Mesh Type: Closed mesh

Cable Diameter	Mesh Length	Approximate Break Strength*	Woodhead No.	Order No.
12.70–15.49mm (.50–.61")	0.324m (12.75")	3400 lb	35901	130095-0146
15.88–19.05mm (.63–.75")	0.356m (14.00")	4100 lb	35902	130095-0147
19.05–25.15mm (.75–.99")	0.275m (14.75")	4100 lb	35903	130095-0148
25.40–31.50mm (1.00–1.24")	0.419m (16.50")	5800 lb	35904	130095-0149
31.75–37.85mm (1.25–1.49")	0.432m (17.00")	5800 lb	35905	130095-0150
38.10–44.20mm (1.50–1.74")	0.508m (20.00")	7500 lb	35906	130095-0151
44.45–50.55mm (1.75–1.99")	0.597m (23.50")	10000 lb	35907	130095-0152
50.80–63.25mm (2.00–2.49")	0.584m (23.00")	10000 lb	35908	130095-0153
63.50–75.95mm (2.50–2.99")	0.603m (23.75")	13000 lb	35909	130095-0154

* To determine Workload Safety Factor, divide Approximate Break Strength by 5. See technical section for break strength.

Pulling Grips Medium Duty Flexible Eye

Features and Benefits

- Flexible eye works in both generous and tight spaces
- Galvanized Steel mesh offers superior strength
- Shoulder protectors center the grip within a raceway and provide abrasion resistance
- Wide application for medium duty overhead and underground pulling
- Available as tool kit with all sizes below

Reference Information

CSA File No.: LR32159



Physical

Mesh Material: Galvanized Steel mesh

Weave Type: Half single weave/half double weave mesh

Mesh Type: Closed mesh

Grips



Medium Duty, Short Length

Cable Diameter	Mesh Length	Approximate Break Strength*	Woodhead No.	Order No.
9.40–12.45mm (.37–.49")	0.305m (12.00")	2600 lb	35930	130095-0165
12.70–18.80mm (.50–.74")	0.356m (14.00")	3400 lb	35931	130095-0166
19.05–25.15mm (.75–.99")	0.457m (18.00")	5500 lb	35932	130095-0167
25.40–31.50mm (1.00–1.24")	0.559m (22.00")	8100 lb	35933	130095-0168
31.75–37.85mm (1.25–1.49")	0.610m (24.00")	8100 lb	35934	130095-0169
38.10–50.55mm (1.50–1.99")	0.660m (26.00")	8100 lb	35935	130095-0170

* To determine Workload Safety Factor, divide Approximate Break Strength by 5. See technical section for break strength.



Medium Duty Kit

Woodhead No.	Order No.
35937	130095-0171

Contains 1 each of the following: 35930, 35931, 35932, 35933, 35934, 35935

Pulling Grips Medium/Heavy Duty Flexible Eye



Features and Benefits

- Flexible eye works in both generous and tight spaces
- Galvanized Steel mesh offers superior strength
- Shoulder protectors center the grip within a raceway and provide abrasion resistance
- Wide application for medium to heavy duty applications, higher incoming service lines
- Broad grip strength available to match the needs of the required pull for short length, T-type, standard length, T-type and long length

Reference Information

CSA File No.: LR32159



Physical

Mesh Material: Galvanized Steel mesh
Weave Type: Half single weave/half double weave mesh
Mesh Type: Closed mesh



Short Length, T-Type

Cable Diameter	Mesh Length	Cable Eye Thickness	Approximate Break Strength*	Woodhead No.	Order No.
12.70–15.49mm (.50–.61")	0.533m (21.00")	5.537mm (.218")	4500 lb	35940	130095-0172
15.88–19.05mm (.63–.75")	0.610m (24.00")	6.350mm (.250")	5600 lb	35941	130095-0173
19.05–25.15mm (.75–.99")	0.610m (24.00")	6.350mm (.250")	6800 lb	35942	130095-0174
25.40–37.85mm (1.00–1.49")	0.610m (24.00")	7.925mm (.312")	9600 lb	35943	130095-0175
38.10–50.55mm (1.50–1.99")	0.610m (24.00")	11.100mm (.437")	16400 lb	35944	130095-0176
50.80–63.25mm (2.00–2.49")	0.610m (24.00")	11.100mm (.437")	18500 lb	35945	130095-0177
63.50–75.95mm (2.50–2.99")	0.610m (24.00")	12.700mm (.500")	24500 lb	35946	130095-0178
76.20–88.65mm (3.00–3.49")	0.610m (24.00")	12.700mm (.500")	24500 lb	35947	130095-0179
88.90–101.35mm (3.50–3.99")	0.660m (26.00")	15.875mm (.625")	31000 lb	35948	130095-0180

* To determine Workload Safety Factor, divide Approximate Break Strength by 5. See technical section for break strength.

Standard Length, T-Type

Cable Diameter	Mesh Length	Cable Eye Thickness	Approximate Break Strength*	Woodhead No.	Order No.
19.05–25.15mm (.75–.99")	0.914m (36.00")	6.350mm (.250")	6800 lb	35950	130095-0181
25.40–37.85mm (1.00–1.49")	0.914m (36.00")	7.925mm (.312")	9600 lb	35951	130095-0182
38.10–50.55mm (1.50–1.99")	0.914m (36.00")	11.100mm (.437")	16400 lb	35952	130095-0183
50.80–63.25mm (2.00–2.49")	0.914m (36.00")	11.100mm (.437")	18500 lb	35953	130095-0184
63.50–75.95mm (2.50–2.99")	0.914m (36.00")	12.700mm (.500")	24500 lb	35954	130095-0185
76.20–88.65mm (3.00–3.49")	0.914m (36.00")	12.700mm (.500")	24500 lb	35955	130095-0186
88.90–101.35mm (3.50–3.99")	1.016m (40.00")	15.875mm (.625")	31000 lb	35956	130095-0187

* To determine Workload Safety Factor, divide Approximate Break Strength by 5. See technical section for break strength.



Medium Duty, Standard Length T-Type Kit

Woodhead No.	Order No.
35980	130095-0203

Contains 1 each of the following: 35950, 35951, 35952, 35953

Medium Duty, Long Length

Cable Diameter	Mesh Length	Approximate Break Strength*	Woodhead No.	Order No.
19.05–25.15mm (.75–.99")	1.219m (48.00")	8100 lb	35960	130095-0188
25.40–37.85mm (1.00–1.49")	1.219m (48.00")	11600 lb	35961	130095-0189
38.10–50.55mm (1.50–1.99")	1.219m (48.00")	19400 lb	35962	130095-0190
50.80–63.25mm (2.00–2.49")	1.219m (48.00")	19400 lb	35963	130095-0191
63.50–75.95mm (2.50–2.99")	1.219m (48.00")	25900 lb	35964	130095-0192

* To determine Workload Safety Factor, divide Approximate Break Strength by 5. See technical section for break strength.

Pulling Grips Heavy Duty Rotating Eye

Grips



Features and Benefits

- Rotating eye can reduce rotational torque whenever pulling load is reduced
- Galvanized Steel mesh offers superior strength
- Forged Steel rotating eye will not bind when used with sheaves and blocks
- Shoulder protectors center the grip within a raceway and provide abrasion resistance
- Wide application for underground cables, communication and service lines
- Available as tool kit with all sizes below
- Wide length selection to meet the preference of the installer in short length K-type and standard length K-type

Reference Information

CSA File No.: LR32159



Physical

Mesh Material: Galvanized Steel mesh
Weave Type: Full double weave mesh
Mesh Type: Closed mesh

Short Length, K-Type


Cable Diameter	Mesh Length	Eye Diameter	Color Code	Approximate Break Strength*	Woodhead No.	Order No.
15.88–19.05mm (.625–.75")	0.279m (11.00")	22.225mm (.875")	Dark Green	6800 lb	35851	130095-0123
19.05–25.15mm (.750–.99")	0.508m (20.00")	25.400mm (1.000")	Brown	9600 lb	35867	130095-0126
25.40–31.50mm (1.000–1.24")	0.508m (20.00")	34.925mm (1.375")	Light Blue	16400 lb	35868	130095-0127
31.75–37.85mm (1.250–1.49")	0.533m (21.00")	34.925mm (1.375")	Gold	16400 lb	35869	130095-0128
38.10–50.55mm (1.500–1.99")	0.635m (25.00")	41.275mm (1.625")	Black	27200 lb	35870	130095-0129
50.80–63.25mm (2.000–2.49")	0.660m (26.00")	47.625mm (1.875")	Red	33000 lb	35871	130095-0130
63.50–75.95mm (2.500–2.99")	0.711m (28.00")	47.625mm (1.875")	Dark Blue	41000 lb	35872	130095-0131
76.20–88.65mm (3.000–3.49")	0.762m (30.00")	47.625mm (1.875")	Yellow	48000 lb	35873	130095-0132
88.90–101.35mm (3.500–3.99")	0.813m (32.00")	47.625mm (1.875")	Orange	48000 lb	35874	130095-0133
101.60–114.05mm (4.000–4.49")	0.838m (33.00")	47.625mm (1.875")	Aluminum	48000 lb	35875	130095-0134

* To determine Workload Safety Factor, divide Approximate Break Strength by 5. See technical section for break strength.

Standard Length, K-Type

Cable Diameter	Mesh Length	Eye Diameter	Approximate Break Strength*	Woodhead No.	Order No.
12.70–15.49mm (.50–.61")	0.406m (16.00")	22.225mm (.875")	5600 lb	35865	130095-0124
15.88–19.05mm (.63–.75")	0.406m (16.00")	22.225mm (.875")	6800 lb	35866	130095-0125
19.05–25.15mm (.75–.99")	0.813m (32.00")	25.400mm (1.000")	9600 lb	35880	130095-0135
25.40–37.85mm (1.00–1.49")	0.838m (33.00")	34.925mm (1.375")	16400 lb	35881	130095-0136
38.10–50.55mm (1.50–1.99")	0.864m (34.00")	34.925mm (1.375")	16400 lb	35882	130095-0137
50.80–63.25mm (2.00–2.49")	0.914m (36.00")	41.275mm (1.625")	27200 lb	35883	130095-0138
63.50–75.95mm (2.50–2.99")	0.965m (38.00")	47.625mm (1.875")	33000 lb	35884	130095-0139
76.20–88.65mm (3.00–3.49")	0.991m (39.00")	47.625mm (1.875")	41000 lb	35885	130095-0140
88.90–101.35mm (3.50–3.99")	1.041m (41.00")	47.625mm (1.875")	48000 lb	35886	130095-0141
101.60–114.05mm (4.00–4.49")	1.067m (42.00")	47.625mm (1.875")	48000 lb	35887	130095-0142
114.30–126.75mm (4.50–4.99")	1.473m (58.00")	47.625mm (1.875")	48000 lb	38897	130095-0143
127.00–152.15mm (5.00–5.99")	1.524m (60.00")	47.625mm (1.875")	48000 lb	35898	130095-0144
152.40–177.55mm (6.00–6.99")	1.676m (66.00")	47.625mm (1.875")	48000 lb	35899	130095-0145

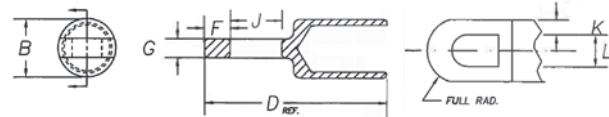
* To determine Workload Safety Factor, divide Approximate Break Strength by 5. See technical section for break strength.



Rotating Eye Kit

Woodhead No.	Order No.
36010	130095-0205

Includes 1 each of: 35880, 35881, 35882, 35883



Rotating Eye Diameter

B Eye Diameter	D Full Length	F Leading Eye Length	G Leading Eye Thickness	J Opening Length (at center line)	K Eye Sidewall Thickness	L Opening Width
22.225mm (.875")	2.750mm (.108")	.250mm (.010")	.281mm (.011")	.875mm (.034")	.187mm (.007")	.500mm (.020")
25.400mm (1.000")	3.625mm (.143")	.312mm (.012")	.500mm (.020")	.906mm (.036")	.219mm (.009")	.562mm (.022")
34.925mm (1.375")	4.625mm (.182")	.375mm (.015")	.500mm (.020")	1.000mm (.039")	.344mm (.014")	.687mm (.027")
41.275mm (1.625")	5.437mm (.214")	.500mm (.020")	.625mm (.025")	1.187mm (.047")	.375mm (.015")	.875mm (.034")
47.625mm (1.875")	6.250mm (.246")	.500mm (.020")	.656mm (.026")	1.375mm (.054")	.437mm (.017")	1.000mm (.039")

Pulling Grips Multi-Weave Flexible Eye or Rotating Eye



Features and Benefits

- Galvanized Steel mesh offers superior strength
- Shoulder protectors center the grip within a raceway and provide abrasion resistance
- Color-coded for easy identification
- Wide application for bare or insulated conductors, wire rope and insulated cables for distribution line stringing and overhead transmission
- Flexible eye works in both generous and tight spaces
- Forged Steel rotating eye can reduce rotational torque whenever pulling load is reduced
- Forged Steel rotating eye will not bind when used with sheaves and blocks

Reference Information

CSA File No.: LR32159



Physical

Mesh Material: Galvanized Steel mesh
Weave Type:
Leading—One-third mesh triple weave
Mid—One-third double weave mesh
Trailing—One-third single weave mesh
Mesh Type: Closed mesh

Flexible Eye

Cable Diameter	Mesh Length	Eye Cable Thickness	Color Code	Approximate Break Strength*	Woodhead No.	Order No.
6.35–12.45mm (.25–.49")	0.66m (26.00")	6.350mm (.250")	Dark Green	6800 lb	36640	130095-0288
12.70–18.80mm (.50–.74")	0.813m (32.00")	7.925mm (.312")	Brown	10000 lb	36641	130095-0289
19.05–25.15mm (.75–.99")	1.041m (41.00")	9.525mm (.375")	Light Blue	14400 lb	36642	130095-0290
25.40–31.50mm (1.00–1.24")	1.321m (52.00")	12.700mm (.500")	Gold	26600 lb	36643	130095-0291
31.75–37.85mm (1.25–1.49")	1.422m (56.00")	12.700mm (.500")	Black	30600 lb	36644	130095-0292
38.10–44.20mm (1.50–1.74")	1.524m (60.00")	12.700mm (.500")	Red	30600 lb	36645	130095-0293
44.45–56.90mm (1.75–2.24")	1.778m (70.00")	15.875mm (.625")	Dark Blue	48000 lb	36646	130095-0294
50.80–63.25mm (2.00–2.49")	1.27m (50.00")	15.875mm (.625")	Yellow	48000 lb	36647	130095-0295

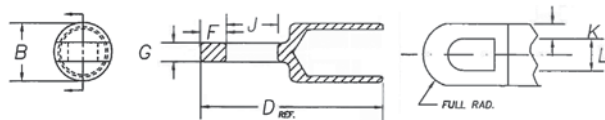
* To determine Workload Safety Factor, divide Approximate Break Strength by 5. See technical section for break strength.



Rotating Eye

Cable Diameter	Mesh Length	Eye Cable Thickness	Color Code	Approximate Break Strength*	Woodhead No.	Order No.
6.35–12.45mm (.25–.49")	0.66m (26.00")	22.225mm (.875")	Dark Green	6800 lb	36620	130095-0278
12.70–18.80mm (.50–.74")	0.81m (32.00")	25.400mm (1.000")	Brown	10000 lb	36621	130095-0279
19.05–25.15mm (.75–.99")	1.041m (41.00")	25.400mm (1.000")	Light Blue	14400 lb	36622	130095-0280
25.40–31.50mm (1.00–1.24")	1.321m (52.00")	34.925mm (1.375")	Gold	24600 lb	36623	130095-0281
31.75–37.85mm (1.25–1.49")	1.422m (56.00")	41.275mm (1.625")	Black	30600 lb	36624	130095-0282
38.10–44.20mm (1.50–1.74")	1.524m (60.00")	47.625mm (1.875")	Red	30600 lb	36625	130095-0283
44.45–56.90mm (1.75–2.24")	1.778m (70.00")	47.625mm (1.875")	Dark Blue	48000 lb	36626	130095-0284
50.80–63.25mm (2.00–2.49")	1.27m (50.00")	47.625mm (1.875")	Yellow	48000 lb	36627	130095-0285
63.50–75.95mm (2.50–2.99")	1.321m (52.00")	47.625mm (1.875")	Orange	48000 lb	36628	130095-0286
76.20–88.65mm (3.00–3.49")	1.372m (54.00")	47.625mm (1.875")	Aluminum	48000 lb	36629	130095-0287

* To determine Workload Safety Factor, divide Approximate Break Strength by 5. See technical section for break strength.



Rotating Eye Diameter

B Eye Diameter	D Full Length	F Leading Eye Length	G Leading Eye Thickness	J Opening Length (at center line)	K Eye Sidewall Thickness	L Opening Width
22.225mm (.875")	2.750mm (.108")	.250mm (.010")	.281mm (.011")	.875mm (.034")	.187mm (.007")	.500mm (.020")
25.400mm (1.000")	3.625mm (.143")	.312mm (.012")	.500mm (.020")	.906mm (.036")	.219mm (.009")	.562mm (.022")
34.925mm (1.375")	4.625mm (.182")	.375mm (.015")	.500mm (.020")	1.000mm (.039")	.344mm (.014")	.687mm (.027")
41.275mm (1.625")	5.437mm (.214")	.500mm (.020")	.625mm (.025")	1.187mm (.047")	.375mm (.015")	.875mm (.034")
47.625mm (1.875")	6.250mm (.246")	.500mm (.020")	.656mm (.026")	1.375mm (.054")	.437mm (.017")	1.000mm (.039")

Pulling Grips High Strength Flexible Eye



Features and Benefits

- Flexible eye works in both generous and tight spaces
- Galvanized, thick wire Steel mesh—highest strength pulling grip
- Shoulder protectors center the grip within a raceway and provide abrasion resistance
- Color-coded for easy identification
- Wide application for bare or insulated conductors, wire or synthetic rope

Reference Information

CSA File No.: LR32159



Physical

Mesh Material: Thick galvanized Steel mesh

Weave Type: Full double weave mesh

Mesh Type: Closed mesh

Cable Diameter	Mesh Length	Eye Cable Thickness	Color	Approximate Break Strength*	Woodhead No.	Order No.
4.83–9.40mm (.19–.37")	0.61m (24.00")	5.563mm (.219")	Black	6500 lb	36610	130095-0272
9.65–15.75mm (.38–.62")	0.66m (26.00")	9.525mm (.375")	Dark Green	14400 lb	36611	130095-0273
16.00–22.10mm (.63–.87")	1.219m (48.00")	11.125mm (.438")	Red	20000 lb	36612	130095-0274
22.35–28.45mm (.88–1.12")	1.524m (60.00")	12.700mm (.500")	Dark Blue	30600 lb	36613	130095-0275
28.70–34.80mm (1.13–1.37")	1.930m (76.00")	15.875mm (.625")	Yellow	46800 lb	36614	130095-0276
35.05–48.26mm (1.38–1.90")	2.261m (89.00")	19.050mm (.750")	Aluminum	66500 lb	36615	130095-0277

* To determine Workload Safety Factor, divide Approximate Break Strength by 5. See technical section for break strength.

Pulling Grips Medium Duty Slack/Offset Eye



Features and Benefits

- Flexible offset eye allows for easy attachment to the pulling line
- Galvanized Steel mesh offers superior strength
- Open mesh, split rod attached mid-cable to pull slack for final cable placement or remove cable

Reference Information

CSA File No.: LR32159



Physical

Mesh Material: Galvanized Steel mesh
Weave Type: Single weave mesh
Mesh Type: Open mesh, split rod

Single Weave, Standard Length, Split Rod

Cable Diameter	Mesh Length	Approximate Break Strength*	Woodhead No.	Order No.
12.70–15.49mm (.50–.61")	0.178m (7.00")	1800 lb	36140	130095-0253
15.88–19.05mm (.63–.75")	0.229m (9.00")	1900 lb	36141	130095-0255
19.05–25.15mm (.75–.99")	0.279m (11.00")	3000 lb	36142	130095-0256
25.40–31.50mm (1.00–1.24")	0.305m (12.00")	4100 lb	36143	130095-0257
31.75–37.85mm (1.25–1.49")	0.356m (14.00")	5700 lb	36144	130095-0258
38.10–44.20mm (1.50–1.74")	0.406m (16.00")	5800 lb	36145	130095-0259
44.45–50.55mm (1.75–1.99")	0.432m (17.00")	7700 lb	36146	130095-0260
50.80–63.25mm (2.00–2.49")	0.508m (20.00")	9300 lb	36147	130095-0261
63.50–75.95mm (2.50–2.99")	0.533m (21.00")	11300 lb	36148	130095-0262
76.20–88.65mm (3.00–3.49")	0.559m (22.00")	15100 lb	36149	130095-0263

* To determine Workload Safety Factor, divide Approximate Break Strength by 5. See technical section for break strength.

Pulling Grips Heavy Duty Slack/Offset Eye



Features and Benefits

- Flexible offset eye allows for easy attachment to the pulling line
- Galvanized Steel mesh provides strength
- Full double weave mesh offers very high strength
- Wide application to pull slack for final cable placement or to remove cable; typically for underground cable

Reference Information

CSA File No.: LR32159



Physical

Mesh Material: Galvanized Steel mesh
Weave Type: Full double weave mesh
Mesh Types: Closed mesh/open mesh, split lace

Double Weave, Standard Length, Closed Mesh

Cable Diameter	Mesh Length	Approximate Break Strength*	Woodhead No.	Order No.
19.05–25.15mm (.75–.99")	0.330m (13.00")	3000 lb	36101	130095-0225
25.40–31.50mm (1.00–1.24")	0.406m (16.00")	4200 lb	36102	130095-0227
31.75–37.85mm (1.25–1.49")	0.432m (17.00")	5500 lb	36103	130095-0229
38.10–44.20mm (1.50–1.74")	0.457m (18.00")	7400 lb	36104	130095-0230
44.45–50.55mm (1.75–1.99")	0.483m (19.00")	11000 lb	36105	130095-0231
50.80–63.25mm (2.00–2.49")	0.508m (20.00")	11000 lb	36106	130095-0232
63.50–75.95mm (2.50–2.99")	0.533m (21.00")	11000 lb	36107	130095-0233

* To determine Workload Safety Factor, divide Approximate Break Strength by 5. See technical section for break strength.



Double Weave, Standard Length, Split Lace

Cable Diameter	Mesh Length	Approximate Break Strength*	Woodhead No.	Order No.
19.05–25.15mm (.75–.99")	0.330m (13.00")	3000 lb	36120	130095-0240
25.40–31.50mm (1.00–1.24")	0.406m (16.00")	4100 lb	36121	130095-0241
31.75–37.85mm (1.25–1.49")	0.432m (17.00")	4100 lb	36122	130095-0242
38.10–44.20mm (1.50–1.74")	0.457m (18.00")	5500 lb	36123	130095-0243
44.45–50.55mm (1.75–1.99")	0.483m (19.00")	7300 lb	36124	130095-0244
50.80–63.25mm (2.00–2.49")	0.508m (20.00")	7300 lb	36125	130095-0245
63.50–75.95mm (2.50–2.99")	0.533m (21.00")	7300 lb	36126	130095-0246
76.20–88.65mm (3.00–3.49")	0.559m (22.00")	9200 lb	36127	130095-0247
88.90–101.35mm (3.50–3.99")	0.584m (23.00")	11000 lb	36128	130095-0248

* To determine Workload Safety Factor, divide Approximate Break Strength by 5. See technical section for break strength.

Support Grips

Fiber Optic Single Eye

Grips



Features and Benefits

- Single eye/bale is universally applied and most common for fiber optic cable
- Tinned-Bronze wire mesh provides corrosion resistance
- Top-mounted reinforced eye protector provides stable and longer-life support
- Closed mesh provides permanent support when cable end is available
- Split rod provides support for mid-cable placement

Reference Information

CSA File No.: LR32159



Physical

Mesh Material: Tinned-Bronze wire mesh
Mesh Type: Closed or split rod

Fiber Optic, Closed Mesh, Single Eye

Cable Diameter	Bale Length	Mesh Length	Approximate Break Strength*	Woodhead No.	Order No.
4.57–6.35mm (.18–.25")	0.076m (3.00")	0.043m (1.70")	300 lb	36670	130094-0522
5.59–8.13mm (.22–.32")	0.076m (3.00")	0.064m (2.50")	300 lb	36671	130094-0523
7.62–9.91mm (.30–.39")	0.102m (4.00")	0.064m (2.50")	300 lb	36672	130094-0524
9.40–12.19mm (.37–.48")	0.127m (5.00")	0.102m (4.00")	300 lb	36673	130094-0525
11.68–14.73mm (.46–.58")	0.152m (6.00")	0.102m (4.00")	400 lb	36674	130094-0526
14.22–18.03mm (.56–.71")	0.178m (7.00")	0.140m (5.50")	500 lb	36675	130094-0527
17.53–22.35mm (.69–.88")	0.203m (8.00")	0.152m (6.00")	800 lb	36676	130094-0528

* To determine Workload Safety Factor, divide Approximate Break Strength by 10. See technical section for break strength.



Fiber Optic, Split Rod, Single Eye

Cable Diameter	Bale Length	Mesh Length	Approximate Break Strength*	Woodhead No.	Order No.
4.75–6.35mm (.19–.25")	0.076m (3.00")	0.064m (2.50")	300 lb	36680	130094-0529
5.84–8.13mm (.23–.32")	0.076m (3.00")	0.064m (2.50")	300 lb	36681	130094-0530
7.62–9.91mm (.30–.39")	0.229m (9.00")	0.064m (2.50")	300 lb	36682	130094-0531
9.53–11.10mm (.38–.44")	0.102m (4.00")	0.064m (2.50")	300 lb	36683	130094-0532
11.68–14.73mm (.46–.58")	0.152m (6.00")	0.102m (4.00")	400 lb	36684	130094-0533
14.22–18.03mm (.56–.71")	0.178m (7.00")	0.140m (5.50")	600 lb	36685	130094-0534
17.53–22.35mm (.69–.88")	0.203m (8.00")	0.152m (6.00")	800 lb	36686	130094-0535

* To determine Workload Safety Factor, divide Approximate Break Strength by 10. See technical section for break strength.
For Stainless Steel Support Grips, add "SS" to the part number. For example, 35425 becomes 35422SS.

Pulling Grips

Fiber Optic Rotating Eye



Features and Benefits

- Flexible eye works in both generous and tight spaces
- Galvanized Steel mesh offers superior strength
- Rotating eye can reduce rotational torque whenever pulling load is reduced
- Single/double weave offers high strength
- Zinc-plated Steel nose guides easily and protects cable end
- Very flexible mesh holds multiple cables or one single cable

Reference Information

CSA File No.: LR32159



Physical

Mesh Material: Galvanized Steel mesh
Weave Type: Single/double weave mesh
Mesh Type: Closed mesh
Grip Body Construction: Nose of Zinc-plated Steel in front of Aluminum body

Cable Diameter	Bale Length	Mesh Length	Approximate Break Strength*	Nose Diameter	Woodhead No.	Order No.
5.33–8.89mm (.21–.35")	0.120m (4.75")	0.356m (14")	1500 lb	20.32mm (0.8")	36661	130095-0297
8.89–12.19mm (.32–.48")	0.127m (5.00")	0.457m (18")	2200 lb	22.86mm (0.9")	36662	130095-0298
10.67–15.49mm (.42–.61")	0.127m (5.00")	0.533m (21")	2800 lb	22.86mm (0.9")	36663	130095-0299
13.46–18.80mm (.53–.74")	0.127m (5.00")	0.610m (24")	3300 lb	30.48mm (1.2")	36664	130095-0300

* To determine Workload Safety Factor, divide Approximate Break Strength by 5. See technical section for break strength.

Technical Information

Strain Relief Grips

Operating Temperatures

Material	Temperature Range
Aluminum	-40° C to +149° C (-40° F to +300° F)
Aluminum deluxe cord grips	-34° C to +115° C (-30° F to +240° F)
Non-metallic deluxe cord grips	-34° C to +107° C (-30° F to +225° F)
Nylon	-40° C to +107° C (-40° F to +225° F)
Nylon fitting with Stainless Steel mesh	-40° C to +107° C (-40° F to +225° F)
Stainless Steel	-51° C to +537° C (-60° F to +1000° F)
Stainless Steel deluxe cord grips	-34° C to +115° C (-30° F to +240° F)
Rubber (bushings)	-40° C to +350° C (-40° F to +662° F)

Flammability Rating for Non-Metallic MAX-LOC™ Grips

Component	Rating	Note
Wire mesh grip	94HB*	Non-metallic deluxe cord grips will not support combustion
Fitting	94V-2†	

* A test method used by UL to determine a rate of burning and/or extent and time of burning of self-supporting plastics in a horizontal position (ASTM D 635-88, IEC 707-1981, ISO/DIS 1210.2).

† A test method used by UL for measuring the comparative extinguishing characteristics of solid plastics in a vertical position (IEC 707-1981, ISO/DIS 1210.2).

Knockout Holes

NPT Hub Size	Knockout Hole Recommended
¼"	1.37 to 1.45cm (.540 to .570")
⅜"	1.70 to 1.78cm (.671 to .701")
½"	2.18 to 2.30cm (.859 to .906")
¾"	2.78 to 2.90cm (1.094 to 1.141")
1"	3.45 to 3.57cm (1.359 to 1.406")
1¼"	4.37 to 4.49cm (1.719 to 1.766")
1½"	5.00 to 5.12cm (1.969 to 2.016")
2"	6.23 to 6.35cm (2.453 to 2.500")
2½"	7.50 to 7.62cm (2.953 to 3.000")
3"	9.09 to 9.21cm (3.578 to 3.625")

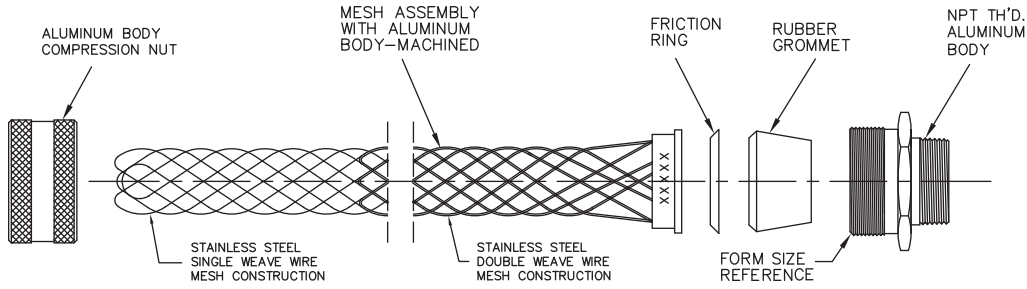
Technical Information

Deluxe Cord Grip

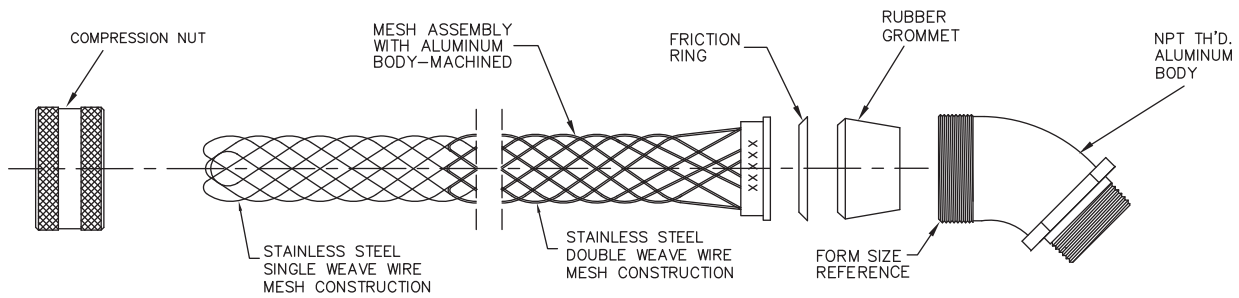
Component Detail

Grips

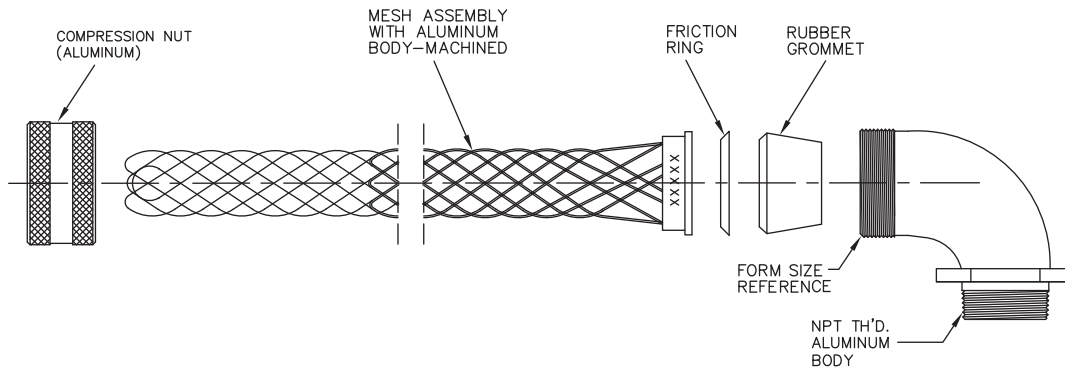
Straight Male



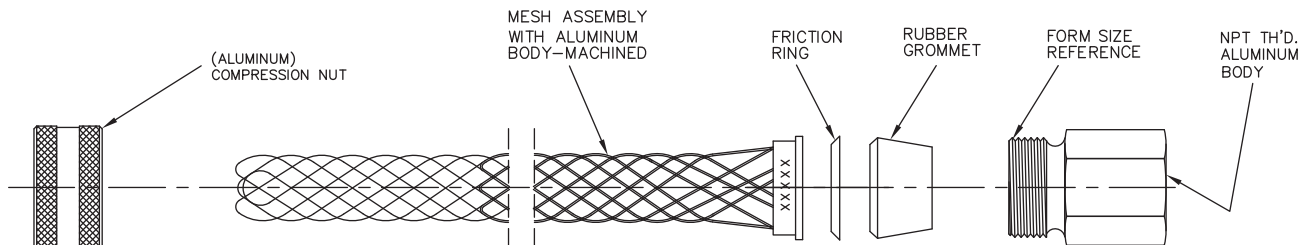
45° Male



Right Angle Male



Straight Female

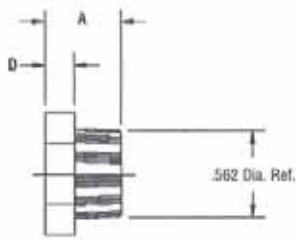


Technical Information

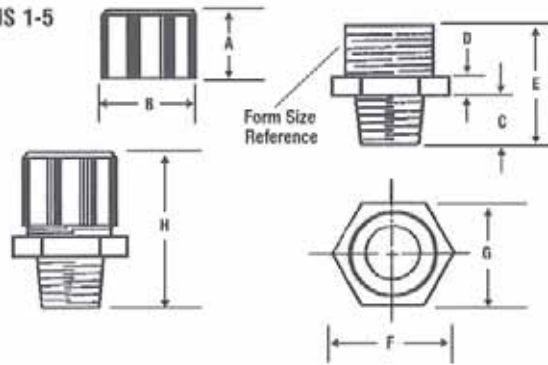
MAX-LOC® Cable Grips

Non-Metallic Dimensions

FORM 0

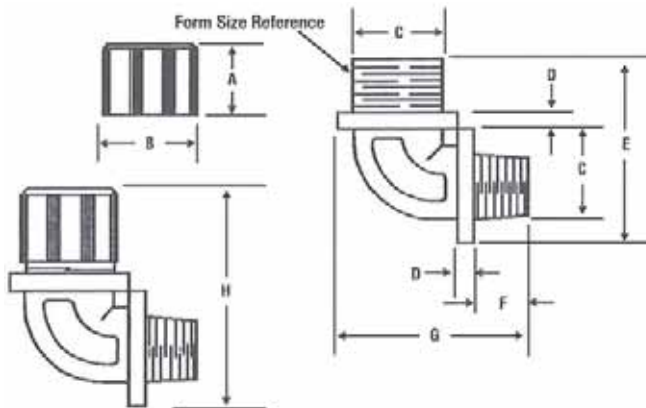


FORMS 1-5



MAX-LOC Non-Metallic Dimensions—Straight Bodies

Form	NPT	Diagram References in Inches							
		A	B	C	D	E	F	G	H (Ref.)
0	¼"	.500	.778	.370	.187	.921	.778	.687	1.25
1	⅜"	1.000	1.150	.500	.250	1.250	1.115	1.000	1.85
2	½"	1.000	1.300	.500	.300	1.450	1.250	1.100	2.00
3	¾"	1.000	1.500	.550	.375	1.700	1.578	1.375	2.00
4	1"	1.000	1.850	.687	.375	1.800	1.900	1.650	2.12
5	1¼"	1.000	2.050	.687	.375	1.800	2.100	1.850	2.12



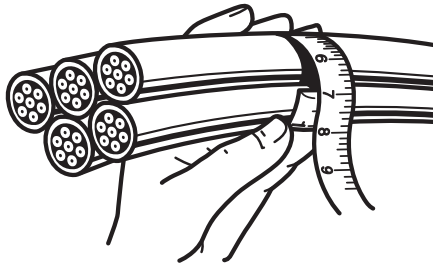
MAX-LOC Non-Metallic Dimensions—Right Angle Bodies

Form	NPT	Diagram References in Inches							
		A	B	C	D	E	F	G	H (Ref.)
1	⅜"	1.000	1.150	1.100	.187	1.812	.450	1.687	2.35
2	½"	1.000	1.300	1.165	.187	1.900	.578	1.820	2.40
3	¾"	1.000	1.500	1.600	.187	2.421	.593	2.218	2.75
4	1"	1.000	1.850	1.850	.187	2.656	.800	2.700	3.00
5	1¼"	1.000	2.050	1.965	.187	2.859	.750	2.812	3.25



Technical Information

Cable Grips



Selecting Properly Sized Pulling and Support Grips

- Select grip size based upon the outside diameter or circumference of the cable(s)
- See the following reference tables for convenience in determining cable diameters
- Use the following grip selection tables to determine the grip diameter range for your application

Grip Selection for 1 or More Cables of Equal Diameter

1. Read across top line for number of cables in 1 grip.
2. Read down for diameter of each cable.
3. Read across to the right to grip diameter range column.

Example for Five Cables Together with Diameter of 0.42" Each

1. Locate "5 cables" column.
2. Read down column to range (0.38 to 0.48").
3. Read across line to grip diameter range (1.00 to 1.25").

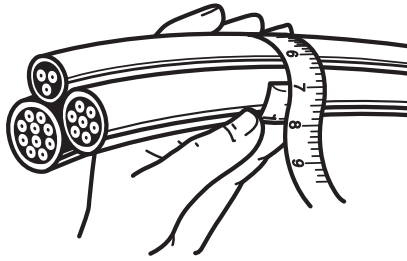
Decimal and Fractional Inch Cable Diameters for 1 or More Cables of Equal Diameter

1 Cable	2 Cables	3 Cables	4 Cables	Grip Diameter Range
0.25 to 0.37 = 1/4 to 3/8	0.16 to 0.25 = 1/4 to 1/4	0.15 to 0.22 = 1/8 to 1/8	0.12 to 0.20 = 1/8 to 1/4	0.25 to 0.375
0.37 to 0.50 = 3/8 to 1/2	0.25 to 0.36 = 1/4 to 23/64	0.22 to 0.33 = 1/4 to 21/64	0.20 to 0.28 = 13/64 to 1/2	0.375 to 0.50
0.50 to 0.62 = 1/2 to 5/8	0.27 to 0.36 = 11/64 to 23/64	0.26 to 0.33 = 11/64 to 21/64	0.24 to 0.28 = 15/64 to 1/2	0.50 to 0.62
0.62 to 0.75 = 5/8 to 3/4	0.36 to 0.45 = 23/64 to 29/64	0.33 to 0.36 = 21/64 to 29/64	0.28 to 0.31 = 1/2 to 5/16	0.62 to 0.75
0.75 to 1.00 = 3/4 to 1	0.45 to 0.60 = 29/64 to 39/64	0.36 to 0.49 = 29/64 to 31/64	0.31 to 0.42 = 5/16 to 21/64	0.75 to 1.00
1.00 to 1.25 = 1 to 1 1/4	0.60 to 0.76 = 39/64 to 49/64	0.49 to 0.63 = 31/64 to 5/8	0.42 to 0.54 = 21/64 to 39/64	1.00 to 1.25
1.25 to 1.50 = 1 1/4 to 1 1/2	0.76 to 0.91 = 49/64 to 29/32	0.63 to 0.75 = 5/8 to 49/64	0.54 to 0.65 = 35/64 to 21/32	1.25 to 1.50
1.50 to 1.75 = 1 1/2 to 1 3/4	0.88 to 1.08 = 49/64 to 1 1/8	0.76 to 0.89 = 49/64 to 23/32	0.65 to 0.77 = 21/32 to 49/64	1.50 to 1.75
1.75 to 2.00 = 1 3/4 to 2	1.08 to 1.23 = 1 1/8 to 1 1/4	0.89 to 1.02 = 23/32 to 1 1/8	0.77 to 0.88 = 49/64 to 7/8	1.75 to 2.00
2.00 to 2.50 = 2 to 2 1/2	1.23 to 1.54 = 1 13/64 to 1 23/64	1.02 to 1.28 = 1 1/8 to 1 1/2	0.88 to 1.00 = 7/8 to 1	2.00 to 2.50
2.50 to 3.00 = 2 1/2 to 3	1.54 to 1.84 = 1 23/64 to 1 27/32	1.28 to 1.53 = 1 1/2 to 1 11/32	1.10 to 1.32 = 1 1/2 to 1 23/64	2.50 to 3.00
3.00 to 3.50 = 3 to 3 1/2	1.84 to 2.15 = 1 27/32 to 2 1/32	1.53 to 1.79 = 1 11/32 to 1 31/64	1.32 to 1.54 = 1 23/64 to 1 39/64	3.00 to 3.50
3.50 to 4.00 = 3 1/2 to 4	2.15 to 2.45 = 2 1/32 to 2 29/64	1.79 to 2.05 = 1 31/64 to 2 1/64	1.54 to 1.76 = 1 39/64 to 1 49/64	3.50 to 4.00

5 Cables	6 and 7 Cables	8 Cables	9 Cables	Grip Diameter Range
0.11 to 0.14 = 1/8 to 1/4	0.10 to 0.11 = 1/8 to 1/8	0.09 to 0.10 = 3/32 to 1/8	0.06 to 0.09 = 1/16 to 3/32	0.25 to 0.375
0.14 to 0.21 = 1/4 to 1/2	0.11 to 0.25 = 1/8 to 1/4	0.10 to 0.20 = 1/8 to 1/4	0.09 to 0.19 = 3/32 to 3/16	0.375 to 0.50
0.21 to 0.25 = 1/4 to 1/2	0.19 to 0.22 = 3/16 to 1/2	0.17 to 0.20 = 11/64 to 13/64	0.15 to 0.19 = 3/32 to 3/16	0.50 to 0.62
0.25 to 0.29 = 1/4 to 15/64	0.22 to 0.26 = 1/4 to 17/64	0.20 to 0.23 = 13/64 to 15/64	0.19 to 0.22 = 3/16 to 1/2	0.62 to 0.75
0.29 to 0.38 = 15/64 to 3/8	0.26 to 0.34 = 17/64 to 11/32	0.23 to 0.31 = 15/64 to 3/16	0.22 to 0.31 = 1/2 to 3/16	0.75 to 1.00
0.38 to 0.48 = 3/8 to 23/64	0.34 to 0.43 = 11/32 to 7/16	0.31 to 0.39 = 3/16 to 25/64	0.29 to 0.36 = 19/64 to 23/64	1.00 to 1.25
0.48 to 0.58 = 23/64 to 43/64	0.43 to 0.52 = 7/16 to 29/64	0.39 to 0.46 = 25/64 to 13/32	0.36 to 0.43 = 23/64 to 7/16	1.25 to 1.50
0.58 to 0.67 = 37/64 to 43/64	0.52 to 0.60 = 33/64 to 39/64	0.46 to 0.54 = 15/32 to 35/64	0.43 to 0.49 = 7/16 to 21/64	1.50 to 1.75
0.67 to 0.77 = 43/64 to 49/64	0.60 to 0.69 = 29/64 to 11/16	0.54 to 0.62 = 35/64 to 3/8	0.49 to 0.57 = 21/64 to 37/64	1.75 to 2.00
0.77 to 0.96 = 49/64 to 21/32	0.69 to 0.86 = 11/16 to 55/64	0.62 to 0.77 = 5/8 to 49/64	0.57 to 0.72 = 27/64 to 23/32	2.00 to 2.50
0.96 to 1.16 = 21/32 to 1 1/32	0.86 to 1.03 = 55/64 to 1 1/32	0.77 to 0.93 = 49/64 to 15/16	0.72 to 0.86 = 23/32 to 55/64	2.50 to 3.00
1.16 to 1.35 = 1 1/32 to 1 23/64	1.03 to 1.20 = 1 1/32 to 1 13/64	0.93 to 1.08 = 15/16 to 1 1/8	0.86 to 1.00 = 55/64 to 1	3.00 to 3.50
1.35 to 1.54 = 1 23/64 to 1 39/64	1.20 to 1.37 = 1 13/64 to 1 3/8	1.08 to 1.24 = 1 1/8 to 1 13/64	1.00 to 1.14 = 1 to 1 1/8	3.50 to 4.00

Technical Information

Cable Grips

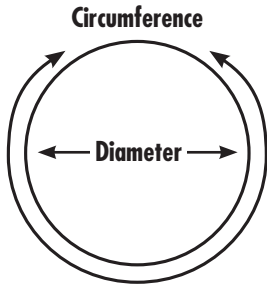


Selecting Properly Sized Pulling and Support Grips

- Grip circumference range refers to circumference of all cables held together.
- Determine grip circumference range by measuring circumference of bundle of cables to be held (as shown in illustration).
 - Read down to locate correct range.
 - Read across to grip diameter column.

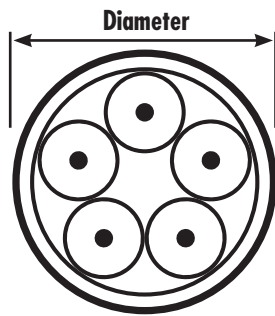
Example for Three Cables Together with Combined Circumference of 6.35"

- Read down "inches (decimal)" column for 6.35" (6.29-7.86").
- Read across line to grip diameter range (2.00-2.50").



Grip Circumference Range for Cables of Different Diameters

Grip Circumference Range (inches fractional)	Grip Circumference Range (inches decimal)	Grip Diameter Range
$2\frac{5}{32}$ to $1\frac{11}{64}$ "	0.78 to 1.17"	0.25 to .375"
$1\frac{11}{64}$ to $1\frac{39}{64}$ "	1.17 to 1.57"	0.375 to 0.50"
$1\frac{39}{64}$ to $2\frac{3}{8}$ "	1.57 to 2.37"	0.50 to 0.75"
$1\frac{3}{16}$ to $2\frac{3}{8}$ "	1.94 to 2.37"	0.625 to 0.75"
$2\frac{3}{8}$ to $3\frac{3}{32}$ "	2.37 to 3.15"	0.75 to 1.00"
$3\frac{3}{32}$ to $3\frac{1}{16}$ "	3.15 to 3.94"	1.00 to 1.25"
$3\frac{1}{16}$ to $4\frac{23}{32}$ "	3.94 to 4.72"	1.25 to 1.50"
$4\frac{23}{32}$ to $5\frac{39}{64}$ "	4.72 to 5.51"	1.50 to 1.75"
$5\frac{39}{64}$ to $6\frac{19}{64}$ "	5.51 to 6.29"	1.75 to 2.00"
$6\frac{19}{64}$ to $7\frac{39}{64}$ "	6.29 to 7.86"	2.00 to 2.50"
$7\frac{39}{64}$ to $9\frac{1}{8}$ "	7.86 to 9.43"	2.50 to 3.00"
$9\frac{1}{8}$ to $11\frac{1}{64}$ "	9.43 to 11.01"	3.00 to 3.50"
$11\frac{1}{64}$ to $12\frac{29}{64}$ "	11.01 to 12.58"	3.50 to 4.00"



Cord Diameters Reference Table

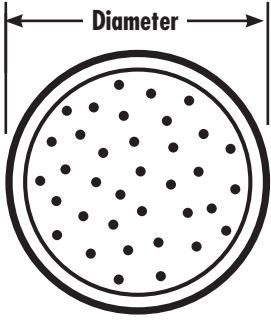
For your convenience, the following are nominal overall diameters (in inches) for flexible cord.

AWG Wire Size and Type	2 Conductors	3 Conductors	4 Conductors	5 Conductors
18 SO, STO	0.36"	0.38"	0.41"	0.49"
18 SJO, SJTO	0.30"	0.32"	0.35"	
16 SO, STO	0.39"	0.41"	0.44"	0.52"
16 SJO, SJTO	0.32"	0.34"	0.37"	
14 SO, STO	0.52"	0.55"	0.59"	0.67"
12 SO, STO	0.60"	0.62"	0.68"	0.74"
10 SO, STO	0.65"	0.69"	0.74"	0.80"
8 SO, STO	0.83"	0.88"	0.99"	1.08"
6 SO, STO	0.99"	1.04"	1.12"	1.25"

Technical Information

Pulling and Support Grips

Grips



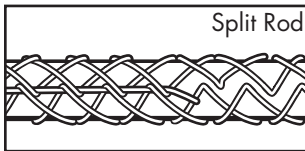
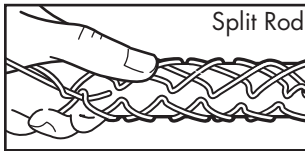

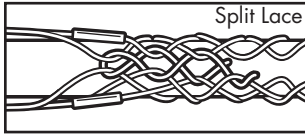
AWG or MCM Wire Sizes

AWG or MCM	Approximate Diameter THHM	Approximate Diameter THW
14	0.105"	0.162"
12	0.122"	0.179"
10	0.153"	0.199"
8	0.201"	0.259"
6	0.257"	0.323"
4	0.328"	0.372"
3	0.356"	0.401"
2	0.388"	0.433"
1	0.450"	0.508"
1/0	0.491"	0.549"
2/0	0.537"	0.595"
3/0	0.588"	0.647"
4/0	0.646"	0.705"
250	0.716"	0.788"
300	0.771"	0.843"
350	0.822"	0.895"
400	0.869"	0.942"
500	0.955"	1.03"
600	1.06"	1.14"
700	1.13"	1.21"
750	1.16"	1.25"
1000	1.32"	1.40"

Note: This table to be used as a guide only. Sizes may vary by manufacturer.

Technical Information

Pulling and Support Grips



Strength Information

The approximate breaking strength of any Woodhead® wire mesh cable grip is based on working load information established by Molex Incorporated engineering laboratories. In making these determinations, it is not possible to cover all applications and operating conditions. Variables such as diameters, gripping surfaces, number of items gripped, tension, movement, attachment, abrasion, corrosion, prior use, or abuse must be assessed by the user. Greater safety factors should be utilized when the conditions of application are vague or unknown.

For specific applications where strength and holding power are important, consult the manufacturer. To determine the recommended working load safety factor for listed cable grips, divide the approximate breaking strength by 5 for pulling grips and 10 for support grips. Woodhead maintains a Six Sigma safety factor for pulling grips and a Five Sigma safety factor for support grips for these recommended working loads (using average break strengths obtained on new grips under lab test conditions).

Example: For pulling grips – $33,000 \div 5 = 6,600$ lb which is the workload factor.

Example: For support grips – $10,080 \div 10 = 1,008$ lb which is the workload factor.

All warranties concerning product quality or performance are based on wire mesh grips that are properly stored and handled by the user, and grips that are maintained and inspected at a proper frequency in keeping with their use and condition.

Split Lace/Split Rod Attachments (for use where end of cable is not accessible)

Beginning at the end of the grip closest to the bale fitting, thread the lacing through the first two loops of the split, pulling lace through until ends are centered evenly. Cross laces and thread through next two loops, and so on down the grip, being careful not to pull lacing too tight. Spacing of laced closure should be approximately the same as mesh weave. When end of grip is reached, twist lacing strands tightly together, wrap ends of lace around grip, and twist again to secure. Excess length may be cut off.

Split grips with rod closing are economical, since they are quickly installed, and are reusable. Simply wrap the grip around the cable and thread the rod through the loops, using a corkscrew motion. To remove, pull the rod out, and the grip is ready for re-use.

Grip Cable Range Conversion

Metric (mm)	Inches (fractional)	Inches (decimal)
6.35 to 9.13mm	1/4 to 3/8"	0.25 to 0.36"
9.52 to 12.30mm	3/8 to 1/2"	0.37 to 0.49"
12.70 to 15.48mm	1/2 to 3/4"	0.50 to 0.61"
15.88 to 18.65mm	5/8 to 3/4"	0.62 to 0.74"
19.05 to 25.00mm	3/4 to 1"	0.75 to 0.99"
25.40 to 31.35mm	1 to 1 1/4"	1.00 to 1.24"
31.75 to 37.70mm	1 1/4 to 1 3/4"	1.25 to 1.49"
38.10 to 50.40mm	1 1/2 to 1 9/8"	1.50 to 1.99"
50.80 to 63.10mm	2 to 2 3/8"	2.00 to 2.49"
63.50 to 75.80mm	2 1/2 to 2 7/8"	2.50 to 2.99"
76.20 to 88.50mm	3 to 3 3/8"	3.00 to 3.49"
88.90 to 101.20mm	3 1/2 to 3 7/8"	3.50 to 3.99"

Technical Information

Junior Pulling Grips

Junior Pulling Grip Selection Chart

These charts are a general guide to assist in the selection of the correct Junior Pulling Grip for pulling various groupings of building wire. The following charts are to be used as a general guide for the application of Junior Pulling Grips. Note: "Dummy wires", short pieces, may be used to increase the bundle diameter if needed.

Grips

T.H.W.N., T.H.H.N. and X.H.H.W. Building Wire

Description	Cable Diameter Range	Approximate Breaking Strength	Approximate Number of Wires in One Grip											Woodhead No.	Order No.
			#14 19 Strand	#12 19 Strand	#10 19 Strand	#8 19 Strand	#6 19 Strand	#4 19 Strand	#3 19 Strand	#2 19 Strand	#1 37 Strand	#1/0 37 Strand			
J 25	.63–.91cm (.25–.36")	2002N (450 lb)	4 to 8	3 to 6	2 to 3	2	1	1	1					35970	130095-0194
J 37	.94–1.24cm (.37–.49")	4003N (900 lb)	9 to 16	6 to 11	4 to 6	3	2				1		1	35971	130095-0196
J 50	1.27–1.55cm (.50–.61")	5782N (1300 lb)	16 to 25	11 to 17	7 to 10	4 to 5	3 to 4	2	2					35972	130095-0197
J 62	1.57–1.88cm (.62–.74")	8674N (1950 lb)	26 to 37	18 to 25	11 to 14	6 to 8	5 to 6	3	3	2	2			35973	130095-0198
J 75	1.90–2.51cm (.75–.99")	12454N (2800 lb)	37 to 66	26 to 47	15 to 27	9 to 16	6 to 11	4 to 7	4 to 5	3 to 4	3	2 to 3		35974	130095-0200
J 100	2.54–3.15cm (1.00–1.24")	17347N (3900 lb)	66 to 104	47 to 74	28 to 43	16 to 24	11 to 17	8 to 10	6 to 8	5 to 7	4 to 5	4		35975	130095-0201

R.H.H., R.H., R.W. and R.H.W. Building Wire

Description	Cable Diameter Range	Approximate Breaking Strength	Approximate Number of Wires in One Grip											Woodhead No.	Order No.
			#14 7 Strand	#12 7 Strand	#10 7 Strand	#8 7 Strand	#6 7 Strand	#4 7 Strand	#2 7 Strand	#1 19 Strand	#1/0 19 Strand				
J 25	.63–.91cm (.25–.36")	2002N (450 lb)	2	2	1	1								35970	130095-0194
J 37	.94–1.24cm (.37–.49")	4003N (900 lb)	3	2 to 3	2		1	1	1					35971	130095-0196
J 50	1.27–1.55cm (.50–.61")	5782N (1300 lb)	4 to 5	4 to 5	3 to 4	2				1				35972	130095-0197
J 62	1.57–1.88cm (.62–.74")	8674N (1950 lb)	6 to 8	6 to 7	4 to 5	3	2	2				1		35973	130095-0198
J 75	1.90–2.51cm (.75–.99")	12454N (2800 lb)	9 to 16	8 to 14	6 to 10	4 to 6	3 to 4	3 to 4	2 to 3	2				35974	130095-0200
J 100	2.54–3.15cm (1.00–1.24")	17347N (3900 lb)	16 to 24	15 to 22	11 to 16	7 to 10	5 to 7	4 to 6	4	3	2 to 3			35975	130095-0201

T.H.W. Building Wire

Description	Cable Diameter Range	Approximate Breaking Strength	Approximate Number of Wires in One Grip											Woodhead No.	Order No.
			#14 7 Strand	#12 7 Strand	#10 7 Strand	#8 7 Strand	#6 7 Strand	#4 7 Strand	#2 7 Strand	#1 7 Strand	#1/0 19 Strand				
J 25	.63–.91cm (.25–.36")	2002N (450 lb)	2 to 4	2 to 3	2	1	1	1						35970	130095-0194
J 37	.94–1.24cm (.37–.49")	4003N (900 lb)	5 to 7	4 to 5	3 to 4	2			1					35971	130095-0196
J 50	1.27–1.55cm (.50–.61")	5782N (1300 lb)	8 to 11	6 to 8	5 to 7	3 to 4	2	2		1	1			35972	130095-0197
J 62	1.57–1.88cm (.62–.74")	8674N (1950 lb)	12 to 16	9 to 12	8 to 10	5 to 6	3 to 4	3	2					35973	130095-0198
J 75	1.90–2.51cm (.75–.99")	12454N (2800 lb)	17 to 30	13 to 24	11 to 19	7 to 10	5 to 7	4 to 5	3 to 4	2	2			35974	130095-0200
J 100	2.54–3.15cm (1.00–1.24")	17347N (3900 lb)	31 to 48	25 to 37	20 to 30	11 to 17	8 to 11	6 to 8	5 to 6	3 to 4	3			35975	130095-0201

WIRING DEVICES

Wiring Device Selection Guide, Watertite®	D-4
Wiring Device Selection Guide, Heavy-Duty Industrial	D-6
Wet Location	D-8
Straight Blade	
2-Pole/3-Wire	D-9
3-Pole/3-Wire	D-19
Locking Blade	
2-Pole/2-Wire	D-20
2-Pole/3-Wire	D-22
3-Pole/3-Wire	D-35
3-Pole/4-Wire	D-39
4-Pole/4-Wire	D-48
4-Pole/5-Wire	D-50
Accessories	D-57
Grommets	D-59
Pin and Sleeve	
2-Pole/3-Wire and 3-Pole/4-Wire	D-60
Heavy-Duty Industrial	D-62
Straight Blade	
2-Pole/2-Wire	D-63
2-Pole/3-Wire	D-65
3-Pole/3-Wire	D-78
Locking Blade	
2-Pole/2-Wire	D-79
2-Pole/3-Wire	D-81
3-Pole/3-Wire	D-95
3-Pole/4-Wire	D-99
4-Pole/4-Wire	D-113
4-Pole/5-Wire	D-114
Adapters	D-117
Pin and Sleeve	
Exposition Devices	D-120
2-Pole/3-Wire and 3-Pole/4-Wire	D-121
Technical Information	D-122

WIRING DEVICES





WET-LOCATION Woodhead® Watertite® Wet-Location Wiring Devices set the standard for the roughest, wettest and most abrasive environments; they meet NEMA type 4, 4X, 6, 6P, IP65, IP66, and IP67 standards.

HEAVY-DUTY INDUSTRIAL Rubberized Super-Safeway™ and Safeway® tough nylon wiring devices are designed for use in rugged, industrial environments.











































Wiring Device Selection Guide, Watertite®

Poles	NEMA Configuration		Voltage/Current	Plug		Connector		
				Woodhead No.	Order No.	Woodhead No.	Order No.	
2-Pole/2-Wire	L1-15		15A/125V	24W04	130146-0077	25W04	130146-0090	
	L2-20		20A/250V	26W07	130146-0108	27W07	130146-0110	
2-Pole/3-Wire	5-15		15A/125V	14W47	130143-0154	15W47	130146-0060	
	L5-15		15A/125V	24W47	130146-0082	25W47	130146-0099	
	6-15		15A/250V	14W49	130146-0044	15W49	130146-0074	
	L6-15		15A/250V	24W49	130146-0088	25W49	130146-0106	
	7-15		15A/277V	14W34	130146-0028	15W34	130146-0059	
	L7-15		15A/277V	24W34	130146-0079	25W34	130146-0095	
	5-20		20A/125V	14W33	130146-0022	15W33	130146-0052	
	L5-20		20A/125V	26W47	130147-0018	27W47	130147-0044	
	6-20		20A/250V	14W48	130146-0040	15W48	130146-0068	
	L6-20		20A/250V	26W48	130147-0021	27W48	130147-0048	
	L7-20		20A/277V	26W49	130147-0023	27W49	130147-0051	
	L5-30		30A/125V	28W47	130147-0072	29W47	130147-0093	
	L6-30		30A/250V	28W48	130147-0074	29W48	130147-0096	
	L7-30		30A/277V	28W49	130147-0076	29W49	130147-0099	
	Non-NEMA Locking CA		50A/250V	CS82W65	130155-0155	CS82W64	130155-0154	
	Non-NEMA Locking CA		50A/480V	CS84W65	130155-0167	CS84W64	130155-0166	
	3-Pole/3-Wire	Non-NEMA		15A/125V 10A/250V	14W07	130146-0015	15W07	130146-0050
		Non-NEMA Locking		15A/125V 10A/250V	24W07	130146-0078	25W07	130146-0092
Non-NEMA Locking			20A/125V/250V	26W08	130147-0012	27W08	130147-0035	
Non-NEMA Locking			20A/250V grounding tab	26W08G	130147-0014	27W08G	130147-0036	
Non-NEMA Locking			30A/125V/250V	28W08	130147-0069	29W08	130147-0089	
3-Pole/4-Wire	L14-20		20A/125V/250V	26W74	130147-0025	27W74	130147-0053	
	L15-20		20A/250V/3ø	26W75	130147-0027	27W75	130147-0056	
	L16-20		20A/480V/3ø	26W76	130147-0029	27W76	130147-0059	
	L14-30		30A/125V/250V	28W74	130147-0077	29W74	130147-0102	
	L15-30		30A/250V/3ø	28W75	130147-0079	29W75	130147-0105	
	L16-30		30A/480V/3ø	28W76	130147-0081	29W76	130147-0108	
	L17-30		30A/600V/3ø	28W77	130147-0083	29W77	130147-0111	
	Non-NEMA Locking CA		50A/125V/250V	CS63W65	130155-0142	CS63W64	130155-0141	
	Non-NEMA Locking		50A/125V/250V	63W65	130155-0105	63W64	130155-0104	
	Non-NEMA Locking CA		50A/250V/3ø	CS83W65	130155-0161	CS83W64	130155-0160	
	Non-NEMA Locking CA		50A/480V/3ø	CS81W65	130155-0149	CS81W64	130155-0148	
	4-Pole/4-Wire	Non-NEMA Locking		20A/120V/208V	26W09	130147-0015	27W09	130147-0038
Non-NEMA Locking			30A/120V/208V	28W09	130147-0071	29W09	130147-0091	
4-Pole/5-Wire	L21-20		20A/120V/208V/3øY	26W81	130147-0031	27W81	130147-0062	
	Non-NEMA Locking		20A/250V 10A/600V	26W10	130147-0017	27W10	130147-0041	
	L22-20		20A/277V/480V/3øY	26W82	130147-0033	27W82	130147-0065	
	L23-20		20A/347V/600V/3øY	26W83	130147-0034	27W83	130147-0067	
	L21-30		30A/120V/208V/3øY	28W81	130147-0085	29W81	130147-0116	
	L22-30		30A/277V/480V/3øY	28W82	130147-0086	29W82	130147-0118	
	L23-30		30A/347V/600V/3øY	28W83	130147-0088	29W83	130147-0120	

Wiring Device Selection Guide, Watertite®

Poles	NEMA Configuration		Voltage/Current	Single Flip Lid with Female Receptacle		Duplex Flip Lid with Female Receptacle		Single Flip Lid with Male Receptacle		Connector for Male Receptacle		
				Woodhead No.	Order No.	Woodhead No.	Order No.	Woodhead No.	Order No.	Woodhead No.	Order No.	
2-Pole/2-Wire	L1-15		15A/125V	65W04	130018-0366	—	—	64W04	130146-0139	25W04MB	130146-0091	
	L2-20		20A/250V	67W07	130146-0156	67W07DPLX	130146-0157	66W07	130146-0155	27W07MB	130146-0112	
2-Pole/3-Wire	5-15		15A/125V	60W47	130146-0129	60W47DPLX	130146-0131	59W47	130146-0116	15W47MB	130146-0065	
	L5-15		15A/125V	65W47	130146-0149	65W47DPLX	130146-0151	64W47	130146-0142	25W47MB	130146-0103	
	6-15		15A/250V	60W49	130146-0137	60W49DPLX	130146-0138	59W49	130146-0118	15W49MB	130146-0076	
	L6-15		15A/250V	65W49	130146-0153	65W49DPLX	130146-0154	64W49	130146-0143	25W49MB	130146-0107	
	7-15		15A/277V	60W34	130146-0127	60W34DPLX	130146-0128	—	—	—	—	
	L7-15		15A/277V	65W34	130146-0147	65W34DPLX	130146-0148	64W34	130146-0141	25W34MB	130146-0097	
	5-20		20A/125V	60W33	130146-0123	60W33DPLX	130146-0125	59W33	130146-0115	15W33MB	130146-0056	
	L5-20		20A/125V	67W47	130147-0141	—	—	66W47	130147-0127	27W47MB	130147-0047	
	6-20		20A/250V	60W48	130146-0133	60W48DPLX	130146-0135	59W48	130146-0117	15W48MB	130146-0072	
	L6-20		20A/250V	67W48	130147-0144	—	—	66W48	130147-0128	27W48MB	130147-0050	
	L7-20		20A/277V	67W49	130147-0145	—	—	66W49	130147-0129	27W49MB	130147-0052	
	L5-30		30A/125V	69W47	130147-0168	—	—	68W47	130147-0157	29W47MB	130147-0095	
	L6-30		30A/250V	69W48	130147-0169	—	—	68W48	130147-0158	29W48MB	130147-0098	
	L7-30		30A/277V	69W49	130147-0170	—	—	68W49	130147-0005	29W49MB	130147-0101	
		Non-NEMA Locking CA		50A/250V	—	—	—	—	—	—	—	—
		Non-NEMA Locking CA		50A/480V	67W64	130147-0146	—	—	—	—	—	—
3-Pole/3-Wire	Non-NEMA Locking		15A/125V 10A/250V	60W07	130146-0121	60W07DPLX	130146-0122	59W07	130146-0114	—	—	
	Non-NEMA Locking		15A/125V 10A/250V	65W07	130146-0145	65W07DPLX	130146-0146	64W07	130146-0140	25W07MB	130146-0094	
	Non-NEMA Locking		20A/125V/250V	67W08	130147-0137	—	—	66W08	130147-0124	27W08MB	130147-0037	
	Non-NEMA Locking		20A/250V grounding tab	—	—	—	—	—	—	—	—	
	Non-NEMA Locking		30A/125V/250V	69W08	130147-0166	—	—	68W08	130147-0155	29W08MB	130147-0090	
3-Pole/4-Wire	L14-20		20A/125V/250V	67W74	130147-0147	—	—	66W74	130147-0131	27W74MB	130147-0055	
	L15-20		20A/250V/3ø	67W75	130147-0149	—	—	66W75	130147-0132	27W75MB	130147-0058	
	L16-20		20A/480V/3ø	67W76	130147-0150	—	—	66W76	130147-0133	27W76MB	130147-0061	
	L14-30		30A/125V/250V	69W74	130147-0173	—	—	68W74	130147-0159	29W74MB	130147-0104	
	L15-30		30A/250V/3ø	69W75	130147-0174	—	—	68W75	130147-0160	29W75MB	130147-0107	
	L16-30		30A/480V/3ø	69W76	130147-0175	—	—	68W76	130147-0161	29W76MB	130147-0110	
	L17-30		30A/600V/3ø	69W77	130147-0176	—	—	68W77	130147-0162	29W77MB	130147-0115	
		Non-NEMA Locking CA		50A/125V/250V	—	—	—	—	—	—	—	—
		Non-NEMA Locking		50A/125V/250V	—	—	—	—	—	—	—	—
		Non-NEMA Locking CA		50A/250V/3ø	—	—	—	—	—	—	—	—
4-Pole/4-Wire	Non-NEMA Locking		20A/120V/208V	67W09	130147-0139	—	—	66W09	130147-0125	27W09MB	130147-0040	
	Non-NEMA Locking		30A/120V/208V	—	—	—	—	—	—	—	—	
4-Pole/5-Wire	L21-20		20A/120V/208V/3øY	67W81	130147-0151	—	—	66W81	130147-0134	27W81MB	130147-0064	
	Non-NEMA Locking		20A/250V 10A/600V	67W10	130147-0140	—	—	66W10	130147-0126	27W10MB	130147-0043	
	L22-20		20A/227V/480V/3øY	67W82	130147-0153	—	—	66W82	130147-0135	27W82MB	130147-0066	
	L23-20		20A/347V/600V/3øY	67W83	130147-0154	—	—	66W83	130147-0136	27W83MB	130147-0068	
	L21-30		30A/120V/208V/3øY	69W81	130147-0177	—	—	68W81	130147-0163	29W81MB	130147-0117	
	L22-30		30A/277V/480V/3øY	69W82	130147-0178	—	—	68W82	130147-0164	29W82MB	130147-0119	
	L23-30		30A/347V/600V/3øY	69W83	130147-0179	—	—	68W83	130147-0165	29W83MB	130147-0121	

Wiring Device Selection Guide, Heavy-Duty Industrial, Super-Safeway™

Poles	NEMA Configuration		Voltage/Current	Plug		Connector	
				Woodhead No.	Order No.	Woodhead No.	Order No.
2-Pole/2-Wire	1-15		15A/125V	1404	130141-0006	1504	130141-0023
				1419*	130141-0008	—	—
	L1-15		15A/125V	2404	130141-0043	2504	130141-0052
	L2-20		20A/250V	2607	130141-0061	2707	130141-0065
2-Pole/3-Wire	5-15		15A/125V	1447	130141-0015	1547	130141-0031
	L5-15		15A/125V	2447	130141-0047	2547	130141-0056
	6-15		15A/250V	1449	130141-0022	1549	130141-0038
	L6-15		15A/250V	2449	130141-0051	2549	130141-0060
	7-15		15A/277V	1434	130141-0014	1534	130141-0030
	L7-15		15A/277V	2434	130141-0045	2534	130141-0054
	5-20		20A/125V	1433	130141-0010	1533	130141-0025
	L5-20		20A/125V	2647	130141-0062	2747	130142-0021
	6-20		20A/250V	1448	130141-0020	1548	130141-0036
	L6-20		20A/250V	2648	130141-0063	2748	130141-0066
	L7-20		20A/277V	2649	130141-0064	2749	130142-0023
	L5-30		30A/125V	2847	130142-0033	2947	130141-0067
	L6-30		30A/250V	2848	130142-0034	2948	130141-0068
	L7-30		30A/277V	2849	130142-0035	2949	130141-0069
	6-50		50A/250V	8664	130142-0051	8665	130142-0052
	3-Pole/3-Wire	Non-NEMA		15A/125V 10A/250V	1407	130141-0007	1507
Non-NEMA Locking			15A/125V 10A/250V	2407	130141-0044	2507	130141-0053
Non-NEMA Locking			20A/125V/250V	2608	130142-0002	2708	130142-0017
Non-NEMA Locking			20A/250V grounding tab	2608G	130142-0004	2708G	130142-0018
Non-NEMA Locking			30A/125V/250V	2808	130142-0031	2908	130145-0066
3-Pole/4-Wire	L14-20		20A/125V/250V	2674	130142-0009	2774	130142-0024
	L15-20		20A/250V/3ø	2675	130142-0010	2775	130142-0025
	L16-20		20A/480V/3ø	2676	130142-0012	2776	130142-0026
	L14-30		30A/125V/250V	2874	130142-0036	2974	130142-0043
	L15-30		30A/250V/3ø	2875	130142-0037	2975	130142-0044
	L16-30		30A/480V/3ø	2876	130142-0038	2976	130142-0045
	L17-30		30A/600V/3ø	2877	130142-0039	2977	130142-0046
	Non-NEMA Locking CA		50A/125V/250V	—	—	—	—
	Non-NEMA Locking CA		50A/250V/3ø	—	—	—	—
	Non-NEMA Locking		50A/600V AC/250V DC	—	—	—	—
	Non-NEMA Locking CA		50A/480V/3ø	—	—	—	—
4-Pole/4-Wire	Non-NEMA Locking		20A/120V/208V	2609	130142-0006	2709	130142-0019
	Non-NEMA Locking		30A/120V/208V	2809	130142-0032	2909	130145-0067
4-Pole/5-Wire	L21-20		20A/120V/208V/3øV	2681	130142-0014	2781	130142-0028
	L22-20		20A/227V/480V/3øV	2682	130142-0015	2782	130142-0029
	L23-20		20A/347V/600V/3øV	2683	130142-0016	2783	130142-0030
	L21-30		30A/120V/208V/3øV	2881	130142-0040	2981	130142-0047
	L22-30		30A/277V/480V/3øV	2882	130142-0041	2982	130142-0048
	L23-30		30A/347V/600V/3øV	2883	130142-0042	2983	130142-0049

* Polarized

† Single Receptacles and not Flanged Receptacles

Wiring Device Selection Guide, Heavy-Duty Industrial, Safeway®

Poles	NEMA Configuration		Voltage/Current	Plug		Connector		Flanged Inlet		Flanged Receptacles	
				Woodhead No.	Order No.	Woodhead No.	Order No.	Woodhead No.	Order No.	Woodhead No.	Order No.
2-Pole/2-Wire	1-15		15A/125V	5166	130144-0034	5169	130144-0035	1404MB	130149-0005	—	—
				5176*	130144-0008	—	—	—	—	—	—
	L1-15		15A/125V	24T04	130144-0017	25T04	130144-0019	2404MB	130143-0014	2504MB	130149-0018
	L2-20		20A/250V	26T07	130144-0021	27T07	130144-0022	—	—	—	—
2-Pole/3-Wire	5-15		15A/125V	5266	130144-0036	5269	130144-0044	1447MB	130149-0008	1547MB	130149-0012
	L5-15		15A/125V	4720	130144-0023	4729	130144-0025	2447MB	130149-0016	2547MB	130149-0021
	6-15		15A/250V	5666	130144-0065	5669	130144-0067	—	—	—	—
	L6-15		15A/250V	—	—	—	—	2449MB	130149-0017	2549MB	130149-0022
	7-15		15A/277V	5766	130144-0069	5769	130144-0071	—	—	—	—
	L7-15		15A/277V	4770	130144-0031	4779	130144-0033	—	—	2534MB	130149-0020
	5-20		20A/125V	5366	130144-0053	5369	130144-0057	1433MB	130149-0007	1533MB	130149-0011
	L5-20		20A/125V	26T47	130145-0008	27T47	130145-0030	2647MB	130149-0027	2747MB	130149-0039
	6-20		20A/250V	5466	130144-0061	5469	130144-0063	—	—	1548MB	130149-0013
	L6-20		20A/250V	26T48	130145-0011	27T48	130145-0032	2648MB	130149-0028	2748MB	130149-0040
	L7-20		20A/277V	26T49	130145-0013	27T49	130145-0034	—	—	2749MB	130149-0041
	L5-30		30A/125V	28T47	130145-0048	29T47	130145-0071	2847MB	130149-0048	—	—
	L6-30		30A/250V	28T48	130145-0050	29T48	130145-0072	2848MB	130149-0049	—	—
	L7-30		30A/277V	—	—	—	—	—	—	—	—
	6-50		50A/250V	—	—	—	—	—	—	—	—
3-Pole/3-Wire	Non-NEMA		15A/125V 10A/250V	—	—	—	—	—	—	—	—
	Non-NEMA Locking		15A/125V 10A/250V	4730	130144-0027	4739	130144-0029	2407MB	130149-0014	2507MB	130149-0019
	Non-NEMA Locking		20A/125V/250V	26T08	130145-0002	27T08	130145-0025	2608MB	130149-0024	2708MB	130149-0036
	Non-NEMA Locking		20A/250V grounding tab	—	—	—	—	—	—	—	—
	Non-NEMA Locking		30A/125V/250V	—	—	—	—	—	—	—	—
3-Pole/4-Wire	L14-20		20A/125V/250V	26T74	130145-0015	27T74	130145-0035	2674MB	130149-0029	2774MB	130149-0042
	L15-20		20A/250V/3ø	26T75	130145-0017	27T75	130145-0037	—	—	—	—
	L16-20		20A/480V/3ø	26T76	130145-0019	27T76	130145-0039	—	—	—	—
	L14-30		30A/125V/250V	28T74	130145-0052	29T74	130145-0076	2874MB	130149-0051	2974MB	130149-0059
	L15-30		30A/250V/3ø	28T75	130145-0054	29T75	130145-0078	2875MB	130149-0052	2975MB	130149-0060
	L16-30		30A/480V/3ø	28T76	130145-0056	29T76	130145-0080	2876MB	130149-0053	2976MB	130149-0061
	L17-30		30A/600V/3ø	28T77	130145-0058	29T77	130145-0082	—	—	—	—
	Non-NEMA Locking CA		50A/125V/250V	CS8365N	130155-0157	CS8364N	130155-0156	CS6375	130155-0137	CS6369†	130155-0135
	Non-NEMA Locking CA		50A/250V/3ø	CS8365N	130155-0157	CS8364N	130155-0156	CS8375	130155-0159	CS8369†	130155-0158
	Non-NEMA Locking		50A/600V AC/250V DC	3765N	130155-0042	3764N	130155-0041	3775	130155-0044	3769†	130155-0043
	Non-NEMA Locking CA		50A/480V/3ø	CS8165N	130155-0145	CS8164N	130155-0144	CS8175	130155-0147	CS8169†	130155-0146

* Polarized

† Single receptacles and not flanged Receptacles

WET LOCATION



WOODHEAD® WATERTITE® WET-LOCATION WIRING DEVICES SET THE STANDARD FOR THE ROUGHEST, WETTEST AND MOST ABRASIVE ENVIRONMENTS AND MEET NEMA TYPE 4, 4X, 6, 6P, IP65, IP66, AND IP67 STANDARDS

Woodhead Watertite wet-location wiring devices are rated for high-pressure hose-down application up to 1,000 psi, the benchmark for the industry. The only devices made of NEOTEX® Paracril OZO rubber, yields ultimate performance within a wide temperature range, around many oils, chemicals and abrasive conditions. Additional features include: unique multiple ring seals that lock snugly protecting against moisture and contaminants; sturdy compression-type cord grips that provide high pull-out strength; and a protective-closure cap that seals the connector when it is not in use. Woodhead Watertite products are time-tested devices that professionals demand.

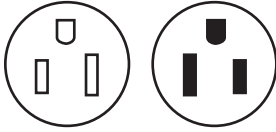
FEATURES AND BENEFITS

Rubber construction	Provides ultimate temperature, chemical and abrasion resistance
Self-aligning blades	Provide lower operating temperatures, yielding longer life
Unique integral multiple ring seal	Locks out moisture and other contaminants

APPLICATIONS

- Breweries
- Dairies
- Food and beverage
- Wastewater treatment
- Water treatment

Watertite® Wet Location Straight Blade 15A 125V 2-Pole/3-Wire NEMA 5-15



Features and Benefits

- Multiple seal plug/connector interface keeps out contaminants; resists vapor and water from high-pressure wash down up to 1000psi
- Color-coded ¼" terminal screws preset in open position, ready to wire
- Wire screw terminals are tri-drive to be used with straight blade, Phillips and square-drive screw drivers
- Floating blade construction provides self-alignment, and a better mechanical and electrical connection minimizing wear and heat generation
- Transparent wiring guide to verify all wire strands are in place before securing wire
- Captive, tri-drive head, Stainless Steel, speed screw provides easy assembly and long life
- Three piece strain relief seals cord without damaging the cord

Reference Information

UL File No.: Plug and Connector—E10176
Cordset—E38085
CSA File No.: LR6837
NSF File No.: NSF/ANSI/3-A 14159-1



Physical

Cord Grip Body Size: F2 ½"
Plug Blades and Connector Contacts: Nickel-plated Brass
Outer Housing and Grommet: NEoTEX® Paracril OZO rubber
Face Screws: Stainless Steel
Face Insert: Nylon
Wire Saddle Clamp: Brass

Environmental

NEMA Rating: NEMA 1, 3, 4, 4X, 5, 6, 6P and 12
IEC Rating: IP55, 56, 57, 65, 66, and 67
Operating Temperature: Maximum continuous 75° C, minimum -40° C (no impact)
Temperature Rise: Maximum 30° C temperature rise at full rated current after 50 cycles of overload at 150% of rated current at a power factor of 75%.



Plug and Connector

Description	Plug		Connector	
	Woodhead No.	Order No.	Woodhead No.	Order No.
Yellow	14W47	130146-0031	15W47	130146-0060
Black	14W47BLK	130146-0032	15W47BLK	130146-0061



Plug and Connector with Ground Continuity Monitor

Description	Plug		Connector	
	Woodhead No.	Order No.	Woodhead No.	Order No.
Ground continuity monitor	14W47EZ	130146-0035	15W47GCM	130146-0063



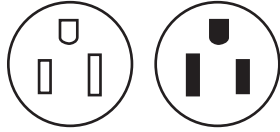
Cordset

Description	Cord Length	Woodhead No.	Order No.
Yellow, 16-gauge S00W cord	7.62m (25.0')	14W47A163	130143-0137
	15.24m (50.0')	14W47B163	130143-0143
	30.48m (100.0')	14W47D163	130143-0153
Yellow, 14-gauge S00W cord	1.83m (6.0')	14W47L143	130143-0154
	7.62m (25.0')	14W47A143	130143-0134
	15.24m (50.0')	14W47B143	130143-0140
Yellow, 12-gauge S00W cord	30.48m (100.0')	14W47D143	130143-0150
	15.24m (50.0')	14W47B123	130143-0138
	30.48m (100.0')	14W47D123	130143-0148

For closure caps and additional support with strain relief grips, see accessories F2 body size

Watertite® Wet Location Straight Blade 15A 125V 2-Pole/3-Wire NEMA 5-15

Wiring Devices



Features and Benefits

- Multiple seal plug/connector interface keeps out contaminants; resists vapor and water from high-pressure wash down up to 1000psi
- Color-coded ¼" terminal screws preset in open position, ready to wire
- Wire screw terminals are tri-drive to be used with straight blade, Phillips and square-drive screw drivers
- Floating blade construction provides self-alignment, and a better mechanical and electrical connection minimizing wear and heat generation
- Transparent wiring guide to verify all wire strands are in place before securing wire
- Captive, tri-drive head, Stainless Steel, speed screw provides easy assembly and long life
- Three piece strain relief seals cord without damaging the cord

Reference Information

UL File No.: Cordset—E38085
Molded Y and W Cordset—E38085
CSA File No.: LR6837
Molded Y and W Cordset—LL52750
NSF No.: NSF/ANSI/3-A 14159-1



Physical

Cord Grip Body Size: F2 ½"
Plug Blades and Connector Contacts: Nickel-plated Brass
Outer Housing and Grommet: NEoTEX® Paracril OZO rubber
Face Screws: Stainless Steel
Face Insert: Nylon
Wire Saddle Clamp: Brass

Environmental

NEMA Rating: NEMA 1, 3, 4, 4X, 5, 6, 6P and 12
IEC Rating: IP55, 56, 57, 65, 66, and 67
Operating Temperature: Maximum continuous 75° C, minimum -40° C (no impact)
Temperature Rise: Maximum 30° C temperature rise at full rated current after 50 cycles of overload at 150% of rated current at a power factor of 75%.



Cordsets with Inline GFCI

Description	Cord Length	Woodhead No.	Order No.
Yellow, 14-gauge SJOW cord with inline GFCI	7.62m (25.0')	14W47A1431N	130143-0135
	15.24m (50.0')	14W47B1431N	130143-0141
	30.48m (100.0')	14W47D1431N	130143-0151
Yellow, 12-gauge SJOW cord with inline GFCI	15.24m (50.0')	14W47B1231N	130143-0139
	30.48m (100.0')	14W47D1231N	130143-0149




Molded Y and W Cordsets

Description	Cord Length	Y Cordset		W Cordset	
		Woodhead No.	Order No.	Woodhead No.	Order No.
Yellow, 12 gauge SOW cord	0.91m (3.0')	14W47-Y	130154-0048	14W47-W	130154-0046

For closure caps and additional support with strain relief grips, see accessories F2 body size

Watertite® Wet Location Straight Blade 15A 125V 2-Pole/3-Wire NEMA 5-15



Features and Benefits

- Multiple seal plug/connector interface keeps out contaminants; resists vapor and water from high-pressure wash down up to 1000psi
- Color-coded ¼" terminal screws preset in open position, ready to wire
- Wire screw terminals are tri-drive to be used with straight blade, Phillips and square-drive screw drivers
- Floating blade construction provides self-alignment, and a better mechanical and electrical connection minimizing wear and heat generation
- Transparent wiring guide to verify all wire strands are in place before securing wire
- Captive, tri-drive head, Stainless Steel, speed screw provides easy assembly and long life
- Three piece strain relief seals cord without damaging the cord

Reference Information

UL File No.: Cordset—E38085
Receptacle—E68122
Molded Y and W Cordset—E38085
CSA File No.: LR6837
Molded Y and W Cordset—LL52750
NSF File No.: NSF/ANSI/3-A 14159-1



Physical

Cord Grip Body Size: F2 ½"
Plug Blades and Connector Contacts: Nickel-plated Brass
Outer Housing and Grommet: NEoTEX® Paracril OZO rubber
Face Screws: Stainless Steel
Face Insert: Nylon
Wire Saddle Clamp: Brass
Receptacle Coverplate and Closure Caps: Lexan*

Environmental

NEMA Rating: NEMA 1, 3, 4, 4X, 5, 6, 6P and 12
IEC Rating: IP55, 56, 57, 65, 66, and 67
Operating Temperature: Maximum continuous 75° C, minimum -40° C (no impact)
Temperature Rise: Maximum 30° C temperature rise at full rated current after 50 cycles of overload at 150% of rated current at a power factor of 75%.

* Trademark of SABIC Innovative Plastics IPB



Molded Y and W Cordsets with Inline GFCI

Description	Cord Length	Y Cordset		W Cordset	
		Woodhead No.	Order No.	Woodhead No.	Order No.
Yellow, 12 gauge SJOW cord with inline GFCI	0.91m (3.0')	14W47-Y-IN	130154-0049	14W47-W-IN	130154-0047



Receptacle

Description	Single Flip Lid Female Receptacle		Duplex Flip Lid Female Receptacle		Single Flip Lid Male Receptacle		Connector for Male Receptacle	
	Woodhead No.	Order No.	Woodhead No.	Order No.	Woodhead No.	Order No.	Woodhead No.	Order No.
Yellow	60W47	130146-0129	60W47DPLX	130146-0131	59W47	130146-0116	15W47MB	130146-0065
Black	60W47BLK	130146-0130						



¾" conduit entry

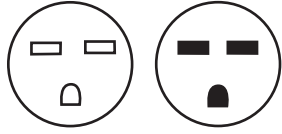
Receptacle with GFCI

Description	Duplex Flip Lid Female Receptacle	
	Woodhead No.	Order No.
With GFCI protection	60W47DPLXGF [†]	130155-0092

For closure caps and additional support with strain relief grips, see accessories F2 body size

[†] Not UL/CSA listed

Watertite® Wet Location Straight Blade 15A 250V 2-Pole/3-Wire NEMA 6-15



Wiring Devices

Features and Benefits

- Multiple seal plug/connector interface keeps out contaminants; resists vapor and water from high-pressure wash down up to 1000psi
- Color-coded ¼" terminal screws preset in open position, ready to wire
- Wire screw terminals are tri-drive to be used with straight blade, Phillips and square-drive screw drivers
- Floating blade construction provides self-alignment, and a better mechanical and electrical connection minimizing wear and heat generation
- Transparent wiring guide to verify all wire strands are in place before securing wire
- Captive, tri-drive head, Stainless Steel, speed screw provides easy assembly and long life
- Three piece strain relief seals cord without damaging the cord

Reference Information

UL File No.: Plug and Connector—E10176
Cordset—E38085
Receptacle—E68122
CSA File No.: LR6837
NSF File No.: NSF/ANSI/3-A 14159-1



Physical

Cord Grip Body Size: F2 ½"
Plug Blades and Connector Contacts: Nickel-plated Brass
Outer Housing and Grommet: NEoTEX® Paracril OZO rubber
Face Screws: Stainless Steel
Face Insert: Nylon
Wire Saddle Clamp: Brass
Receptacle Coverplate and Closure Caps: Lexan*

Environmental

NEMA Rating: NEMA 1, 3, 4, 4X, 5, 6, 6P and 12
IEC Rating: IP55, 56, 57, 65, 66, and 67
Operating Temperature: Maximum continuous 75° C, minimum -40° C (no impact)
Temperature Rise: Maximum 30° C temperature rise at full rated current after 50 cycles of overload at 150% of rated current at a power factor of 75%.

* Trademark of SABIC Innovative Plastics IPB



Plug and Connector

Description	Plug		Connector	
	Woodhead No.	Order No.	Woodhead No.	Order No.
Yellow	14W49	130146-0044	15W49	130146-0074
Black	14W49BLK	130146-0045		



Cordset

Description	Cord Length	Woodhead No.	Order No.
Yellow, 14-gauge SOOW cord	7.62m (25.0')	14W49A143	130143-0157
	15.24m (50.0')	14W49B143	130143-0159

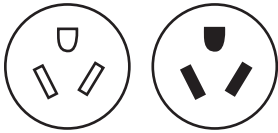


Receptacle

Description	Single Flip Lid Female Receptacle		Duplex Flip Lid Female Receptacle		Single Flip Lid Male Receptacle		Connector for Male Receptacle	
	Woodhead No.	Order No.	Woodhead No.	Order No.	Woodhead No.	Order No.	Woodhead No.	Order No.
Yellow	60W49	130146-0137	60W49DPLX	130146-0138	59W49	130146-0118	15W49MB	130146-0076

For closure caps and additional support with strain relief grips, see accessories F2 body size

Watertite® Wet Location Straight Blade 15A 277V 2-Pole/3-Wire NEMA 7-15



Features and Benefits

- Multiple seal plug/connector interface keeps out contaminants; resists vapor and water from high-pressure wash down up to 1000psi
- Color-coded ¼" terminal screws preset in open position, ready to wire
- Wire screw terminals are tri-drive to be used with straight blade, Phillips and square-drive screw drivers
- Floating blade construction provides self-alignment, and a better mechanical and electrical connection minimizing wear and heat generation
- Transparent wiring guide to verify all wire strands are in place before securing wire
- Captive, tri-drive head, Stainless Steel, speed screw provides easy assembly and long life
- Three piece strain relief seals cord without damaging the cord

Reference Information

UL File No.: Plug and Connector—E10176
Receptacle—E68122
CSA File No.: LR6837
NSF File No.: NSF/ANSI/3-A 14159-1



Physical

Cord Grip Body Size: F2 ½"
Plug Blades and Connector Contacts: Nickel-plated Brass
Outer Housing and Grommet: NEOTEX® Paracril OZO rubber
Face Screws: Stainless Steel
Face Insert: Nylon
Wire Saddle Clamp: Brass
Receptacle Coverplate and Closure Caps: Lexan*

Environmental

NEMA Rating: NEMA 1, 3, 4, 4X, 5, 6, 6P and 12
IEC Rating: IP55, 56, 57, 65, 66, and 67
Operating Temperature: Maximum continuous 75° C, minimum -40° C (no impact)
Temperature Rise: Maximum 30° C temperature rise at full rated current after 50 cycles of overload at 150% of rated current at a power factor of 75%.

* Trademark of SABIC Innovative Plastics IPB


D

Wiring Devices



Plug and Connector

Description	Plug		Connector	
	Woodhead No.	Order No.	Woodhead No.	Order No.
Yellow	14W34	130146-0028	15W34	130146-0059



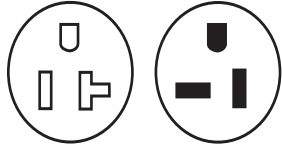
Receptacle

Description	Single Flip Lid Female Receptacle		Duplex Flip Lid Female Receptacle	
	Woodhead No.	Order No.	Woodhead No.	Order No.
Yellow	60W34	130146-0127	60W34DPLX	130146-0128

For closure caps and additional support with strain relief grips, see accessories F2 body size

Watertite® Wet Location Straight Blade 20A 125V 2-Pole/3-Wire NEMA 5-20

Wiring Devices



Features and Benefits

- Multiple seal plug/connector interface keeps out contaminants; resists vapor and water from high-pressure wash down up to 1000psi
- Color-coded ¼" terminal screws preset in open position, ready to wire
- Wire screw terminals are tri-drive to be used with straight blade, Phillips and square-drive screw drivers
- Floating blade construction provides self-alignment, and a better mechanical and electrical connection minimizing wear and heat generation
- Transparent wiring guide to verify all wire strands are in place before securing wire
- Captive, tri-drive head, Stainless Steel, speed screw provides easy assembly and long life
- Three piece strain relief seals cord without damaging the cord

Reference Information

UL File No.: E10176
CSA File No.: LR6837
NSF File No.: NSF/ANSI/3-A 14159-1



Physical

Cord Grip Body Size: F2 ½"
Plug Blades and Connector Contacts: Nickel-plated Brass
Outer Housing and Grommet: NEoTEX® Paracril OZO rubber
Face Screws: Stainless Steel
Face Insert: Nylon
Wire Saddle Clamp: Brass

Environmental

NEMA Rating: NEMA 1, 3, 4, 4X, 5, 6, 6P and 12
IEC Rating: IP55, 56, 57, 65, 66, and 67
Operating Temperature: Maximum continuous 75° C, minimum -40° C (no impact)
Temperature Rise: Maximum 30° C temperature rise at full rated current after 50 cycles of overload at 150% of rated current at a power factor of 75%.



Plug and Connector

Description	Plug		Connector	
	Woodhead No.	Order No.	Woodhead No.	Order No.
Yellow	14W33	130146-0022	15W33	130146-0052
Black	14W33BLK	130146-0023	15W33BLK	130146-0053

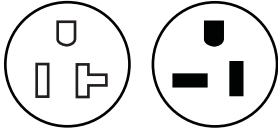


Plug and Connector with Ground Continuity Monitor

Description	Plug		Connector	
	Woodhead No.	Order No.	Woodhead No.	Order No.
Ground continuity monitor	14W33EZ	130146-0024	15W33GCM	130146-0054

For closure caps and additional support with strain relief grips, see accessories F2 body size

Watertite® Wet Location Straight Blade 20A 125V 2-Pole/3-Wire NEMA 5-20



Features and Benefits

- Multiple seal plug/connector interface keeps out contaminants; resists vapor and water from high-pressure wash down up to 1000psi
- Color-coded ¼" terminal screws preset in open position, ready to wire
- Wire screw terminals are tri-drive to be used with straight blade, Phillips and square-drive screw drivers
- Floating blade construction provides self-alignment, and a better mechanical and electrical connection minimizing wear and heat generation
- Transparent wiring guide to verify all wire strands are in place before securing wire
- Captive, tri-drive head, Stainless Steel, speed screw provides easy assembly and long life
- Three piece strain relief seals cord without damaging the cord

Reference Information

UL File No.: Cordset—E38085
 Molded Y and W Cordset—E38085
 CSA File No.: LR6837
 Molded Y and W Cordset—LL52750
 NSF File No.: NSF/ANSI/3-A 14159-1



Physical

Cord Grip Body Size: F2 ½"
 Plug Blades and Connector Contacts: Nickel-plated Brass
 Outer Housing and Grommet: NEOTEX® Paracril OZO rubber
 Face Screws: Stainless Steel
 Face Insert: Nylon
 Wire Saddle Clamp: Brass

Environmental

NEMA Rating: NEMA 1, 3, 4, 4X, 5, 6, 6P and 12
 IEC Rating: IP55, 56, 57, 65, 66, and 67
 Operating Temperature: Maximum continuous 75° C, minimum -40° C (no impact)
 Temperature Rise: Maximum 30° C temperature rise at full rated current after 50 cycles of overload at 150% of rated current at a power factor of 75%.

D

Wiring Devices



Cordset

Description	Cord Length	Woodhead No.	Order No.
Yellow, 14-gauge S00W cord	7.62m (25.0')	14W33A143	130143-0124
	30.48m (100.0')	14W33D143	130143-0131
Yellow, 12-gauge S00W cord	7.62m (25.0')	14W33A123	130143-0121
	15.24m (50.0')	14W33B123	130143-0125
	30.48m (100.0')	14W33D123	130143-0129



Cordset with Inline GFCI

Description	Cord Length	Woodhead No.	Order No.
Yellow, 12-gauge SJOW cord with Inline GFCI	15.24m (50.0')	14W33B123IN	130143-0126



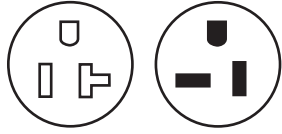
Molded Y and W Cordset

Description	Cord Length	Y Cordset		W Cordset	
		Woodhead No.	Order No.	Woodhead No.	Order No.
Yellow, 12-gauge S00W cord	0.91m (3.0')	14W33-Y	130154-0044	14W33-W	130154-0043

For closure caps and additional support with strain relief grips, see accessories F2 body size

Watertite® Wet Location Straight Blade 20A 125V 2-Pole/3-Wire NEMA 5-20

Wiring Devices



Features and Benefits

- Multiple seal plug/connector interface keeps out contaminants; resists vapor and water from high-pressure wash down up to 1000psi
- Color-coded ¼" terminal screws preset in open position, ready to wire
- Wire screw terminals are tri-drive to be used with straight blade, Phillips and square-drive screw drivers
- Floating blade construction provides self-alignment, and a better mechanical and electrical connection minimizing wear and heat generation
- Transparent wiring guide to verify all wire strands are in place before securing wire
- Captive, tri-drive head, Stainless Steel, speed screw provides easy assembly and long life
- Three piece strain relief seals cord without damaging the cord

Reference Information

UL File No.: E68122
CSA File No.: LR6837
NSF File No.: NSF/ANSI/3-A 14159-1



Physical

Cord Grip Body Size: F2 ½"
Plug Blades and Connector Contacts: Nickel-plated Brass
Outer Housing and Grommet: NEoTEX® Paracril OZO rubber
Face Screws: Stainless Steel
Face Insert: Nylon
Wire Saddle Clamp: Brass
Receptacle Coverplate and Closure Caps: Lexan*

Environmental

NEMA Rating: NEMA 1, 3, 4, 4X, 5, 6, 6P and 12
IEC Rating: IP55, 56, 57, 65, 66, and 67
Operating Temperature: Maximum continuous 75° C, minimum -40° C (no impact)
Temperature Rise: Maximum 30° C temperature rise at full rated current after 50 cycles of overload at 150% of rated current at a power factor of 75%.

* Trademark of SABIC Innovative Plastics IPB



Receptacle

Description	Single Flip Lid Female Receptacle		Duplex Flip Lid Female Receptacle		Single Flip Lid Male Receptacle		Connector for Male Receptacle	
	Woodhead No.	Order No.	Woodhead No.	Order No.	Woodhead No.	Order No.	Woodhead No.	Order No.
Yellow	60W33	130146-0123	60W33DPLX	130146-0125	59W33	130146-0115	15W33MB	130146-0056



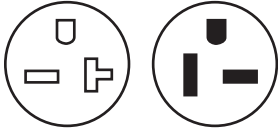
Receptacle with GFCI

Description	Duplex Flip Lid Female Receptacle	
	Woodhead No.	Order No.
With GFCI protection	60W33DPLXGF†	130155-0091

For closure caps and additional support with strain relief grips, see accessories F2 body size

† Not UL/CSA listed

Watertite® Wet Location Straight Blade 20A 250V 2-Pole/3-Wire NEMA 6-20



Features and Benefits

- Multiple seal plug/connector interface keeps out contaminants; resists vapor and water from high-pressure wash down up to 1000psi
- Color-coded ¼" terminal screws preset in open position, ready to wire
- Wire screw terminals are tri-drive to be used with straight blade, Phillips and square-drive screw drivers
- Floating blade construction provides self-alignment, and a better mechanical and electrical connection minimizing wear and heat generation
- Transparent wiring guide to verify all wire strands are in place before securing wire
- Captive, tri-drive head, Stainless Steel, speed screw provides easy assembly and long life
- Three piece strain relief seals cord without damaging the cord

Reference Information

UL File No.: Plug and Connector—E10176
Cordset—E38085
Molded Y and W Cordset—E38085
CSA File No.: LR6837
Molded Y and W Cordset—LL52750
NSF File No.: NSF/ANSI/3-A 14159-1



Physical

Cord Grip Body Size: F2 ½"
Plug Blades and Connector Contacts: Nickel-plated Brass
Outer Housing and Grommet: NEōTEX® Paracril OZO rubber
Face Screws: Stainless Steel
Face Insert: Nylon
Wire Saddle Clamp: Brass

Environmental

NEMA Rating: NEMA 1, 3, 4, 4X, 5, 6, 6P and 12
IEC Rating: IP55, 56, 57, 65, 66, and 67
Operating Temperature: Maximum continuous 75° C, minimum -40° C (no impact)
Temperature Rise: Maximum 30° C temperature rise at full rated current after 50 cycles of overload at 150% of rated current at a power factor of 75%.

D

Wiring Devices



Plug and Connector

Description	Plug		Connector	
	Woodhead No.	Order No.	Woodhead No.	Order No.
Yellow	14W48	130146-0040	15W48	130146-0068
Black	14W48BLK	130146-0041	15W48BLK	130146-0069



Cordset

Description	Cord Length	Woodhead No.	Order No.
Yellow, 14-gauge SOOW cord	30.48m (100.0')	14W48D143	130143-0156



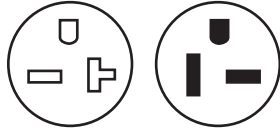
Molded Y and W Cordset

Description	Cord Length	Y Cordset		W Cordset	
		Woodhead No.	Order No.	Woodhead No.	Order No.
Yellow, 12-gauge SOOW cord	0.91m (3.0')	14W48-Y	130154-0052	14W48-W	130154-0050

For closure caps and additional support with strain relief grips, see accessories F2 body size

Watertite® Wet Location Straight Blade 20A 250V 2-Pole/3-Wire NEMA 6-20

Wiring Devices



Features and Benefits

- Multiple seal plug/connector interface keeps out contaminants; resists vapor and water from high-pressure wash down up to 1000psi
- Color-coded ¼" terminal screws preset in open position, ready to wire
- Wire screw terminals are tri-drive to be used with straight blade, Phillips and square-drive screw drivers
- Floating blade construction provides self-alignment, and a better mechanical and electrical connection minimizing wear and heat generation
- Transparent wiring guide to verify all wire strands are in place before securing wire
- Captive, tri-drive head, Stainless Steel, speed screw provides easy assembly and long life
- Three piece strain relief seals cord without damaging the cord

Reference Information

UL File No.: E68122
CSA File No.: LR6837
NSF File No.: NSF/ANSI/3-A 14159-1




Physical

Cord Grip Body Size: F2 ½"
Plug Blades and Connector Contacts: Nickel-plated Brass
Outer Housing and Grommet: NEoTEX® Paracril OZO rubber
Face Screws: Stainless Steel
Face Insert: Nylon
Wire Saddle Clamp: Brass
Receptacle Coverplate and Closure Caps: Lexan*

Environmental

NEMA Rating: NEMA 1, 3, 4, 4X, 5, 6, 6P and 12
IEC Rating: IP55, 56, 57, 65, 66, and 67
Operating Temperature: Maximum continuous 75° C, minimum -40° C (no impact)
Temperature Rise: Maximum 30° C temperature rise at full rated current after 50 cycles of overload at 150% of rated current at a power factor of 75%

* Trademark of SABIC Innovative Plastics IPB




Receptacle

Description	Single Flip Lid Female Receptacle		Duplex Flip Lid Female Receptacle		Single Flip Lid Male Receptacle		Connector for Male Receptacle	
	Woodhead No.	Order No.	Woodhead No.	Order No.	Woodhead No.	Order No.	Woodhead No.	Order No.
Yellow	60W48	130146-0133	60W48DPLX	130146-0135	59W48	130146-0117	15W48MB	130146-0072

For closure caps and additional support with strain relief grips, see accessories F2 body size

Watertite® Wet Location Straight Blade 15A 125V/10A 250V 3-Pole/3-Wire Non-NEMA



Features and Benefits

- Multiple seal plug/connector interface keeps out contaminants; resists vapor and water from high-pressure wash down up to 1000psi
- Color-coded ¼" terminal screws preset in open position, ready to wire
- Wire screw terminals are tri-drive to be used with straight blade, Phillips and square-drive screw drivers
- Floating blade construction provides self-alignment, and a better mechanical and electrical connection minimizing wear and heat generation
- Transparent wiring guide to verify all wire strands are in place before securing wire
- Captive, tri-drive head, Stainless Steel, speed screw provides easy assembly and long life
- Three piece strain relief seals cord without damaging the cord

Reference Information

UL File No.: Plug and Connector—E174525SP

Cordset—E38085

Receptacle—E68122

CSA File No.: LR6837

NSF File No.: NSF/ANSI/3-A 14159-1



Physical

Cord Grip Body Size: F2 ½"

Plug Blades and Connector Contacts: Nickel-plated Brass

Outer Housing and Grommet: NEOTEX® Paracril OZO rubber

Face Screws: Stainless Steel

Face Insert: Nylon

Wire Saddle Clamp: Brass

Receptacle Coverplate and Closure Caps: Lexan*

Environmental

NEMA Rating: NEMA 1, 3, 4, 4X, 5, 6, 6P and 12

IEC Rating: IP55, 56, 57, 65, 66, and 67

Operating Temperature: Maximum continuous 75° C, minimum -40° C (no impact)

Temperature Rise: Maximum 30° C temperature rise at full rated current after 50 cycles of overload at 150% of rated current at a power factor of 75%

* Trademark of SABIC Innovative Plastics IPB

D

Wiring Devices




Plug and Connector

Description	Plug		Connector	
	Woodhead No.	Order No.	Woodhead No.	Order No.
Yellow	14W07	130146-0015	15W07	130146-0050



Cordset

Description	Cord Length	Woodhead No.	Order No.
Yellow, 16-gauge S00W cord	7.62m (25.0')	14W07A163	130146-0016




Receptacle

Description	Single Flip Lid Female Receptacle		Duplex Flip Lid Female Receptacle	
	Woodhead No.	Order No.	Woodhead No.	Order No.
Yellow	60W07	130146-0121	60W07DPLX	130146-0122

For closure caps and additional support with strain relief grips, see accessories F2 body size

Watertite® Wet Location Locking Blade 15A 125V 2-Pole/2-Wire NEMA L1-15



Features and Benefits

- Multiple seal plug/connector interface keeps out contaminants; resists vapor and water from high-pressure wash down up to 1000psi
- Color-coded ¼" terminal screws preset in open position, ready to wire
- Wire screw terminals are tri-drive to be used with straight blade, Phillips and square-drive screw drivers
- Floating blade construction provides self-alignment, and a better mechanical and electrical connection minimizing wear and heat generation
- Transparent wiring guide to verify all wire strands are in place before securing wire
- Captive, tri-drive head, Stainless Steel, speed screw provides easy assembly and long life
- Three piece strain relief seals cord without damaging the cord

Reference Information

UL File No.: Plug and Connector—E10176
Cordset—E38085
Receptacle—E68122
CSA File No.: LR6837
NSF File No.: NSF/ANSI/3-A 14159-1



Physical

Cord Grip Body Size: F2 ½"
Plug Blades and Connector Contacts: Nickel-plated Brass
Outer Housing and Grommet: NEoTEX® Paracril OZO rubber
Face Screws: Stainless Steel
Face Insert: Nylon
Wire Saddle Clamp: Brass
Receptacle Coverplate and Closure Caps: Lexan*

Environmental

NEMA Rating: NEMA 1, 3, 4, 4X, 5, 6, 6P and 12
IEC Rating: IP55, 56, 57, 65, 66, and 67
Operating Temperature: Maximum continuous 75° C, minimum -40° C (no impact)
Temperature Rise: Maximum 30° C temperature rise at full rated current after 50 cycles of overload at 150% of rated current at a power factor of 75%.

* Trademark of SABIC Innovative Plastics IPB



Plug and Connector

Color	Plug		Connector	
	Woodhead No.	Order No.	Woodhead No.	Order No.
Yellow	24W04	130146-0077	25W04	130146-0090



Cordset

Description	Cord Length	Woodhead No.	Order No.
Yellow, 16-gauge SOOW cord	15.24m (50.0')	24W04B162	130143-0015
	7.62m (25.0')	24W04A142	130143-0180
Yellow, 14-gauge SOOW cord	30.48m (100.0')	24W04D142	130143-0307




Receptacle

Color	Single Flip Lid Female Receptacle		Single Flip Lid Male Receptacle		Connector for Male Receptacle	
	Woodhead No.	Order No.	Woodhead No.	Order No.	Woodhead No.	Order No.
Yellow	65W04	130018-0366	64W04	130146-0139	25W04MB	130146-0091

For closure caps and additional support with strain relief grips, see accessories F2 body size

Watertite® Wet Location Locking Blade 20A 250V 2-Pole/2-Wire NEMA L2-20



Features and Benefits

- Multiple seal plug/connector interface keeps out contaminants; resists vapor and water from high-pressure wash down up to 1000psi
- Color-coded ¼" terminal screws preset in open position, ready to wire
- Wire screw terminals are tri-drive to be used with straight blade, Phillips and square-drive screw drivers
- Floating blade construction provides self-alignment, and a better mechanical and electrical connection minimizing wear and heat generation
- Transparent wiring guide to verify all wire strands are in place before securing wire
- Captive, tri-drive head, Stainless Steel, speed screw provides easy assembly and long life
- Three piece strain relief seals cord without damaging the cord

Reference Information

UL File No.: Plug and Connector—E10176
Receptacle—E68122
CSA File No.: LR6837
NSF File No.: NSF/ANSI/3-A 14159-1



Physical

Cord Grip Body Size: F2 ½"
Plug Blades and Connector Contacts: Nickel-plated Brass
Outer Housing and Grommet: NEOTEX® Paracrill OZO rubber
Face Screws: Stainless Steel
Face Insert: Nylon
Wire Saddle Clamp: Brass
Receptacle Coverplate and Closure Caps: Lexan*

Environmental


NEMA Rating: NEMA 1, 3, 4, 4X, 5, 6, 6P and 12
IEC Rating: IP55, 56, 57, 65, 66, and 67
Operating Temperature: Maximum continuous 75° C, minimum -40° C (no impact)
Temperature Rise: Maximum 30° C temperature rise at full rated current after 50 cycles of overload at 150% of rated current at a power factor of 75%.

* Trademark of SABIC Innovative Plastics IPB



Plug and Connector

Description	Plug		Connector	
	Woodhead No.	Order No.	Woodhead No.	Order No.
Yellow	26W07	130146-0108	27W07	130146-0110

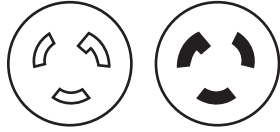


Receptacles

Description	Single Flip Lid Female Receptacle		Duplex Flip Lid Female Receptacle		Single Flip Lid Male Receptacle		Connector for Male Receptacle	
	Woodhead No.	Order No.	Woodhead No.	Order No.	Woodhead No.	Order No.	Woodhead No.	Order No.
Yellow	67W07	130146-0156	67W07DPLX	130146-0157	66W07	130146-0155	27W07MB	130146-0112

For closure caps and additional support with strain relief grips, see accessories F2 body size

Watertite® Wet Location Locking Blade 15A 125V 2-Pole/3-Wire NEMA L5-15



Wiring Devices

Features and Benefits

- Multiple seal plug/connector interface keeps out contaminants; resists vapor and water from high-pressure wash down up to 1000psi
- Color-coded ¼" terminal screws preset in open position, ready to wire
- Wire screw terminals are tri-drive to be used with straight blade, Phillips and square-drive screw drivers
- Floating blade construction provides self-alignment, and a better mechanical and electrical connection minimizing wear and heat generation
- Transparent wiring guide to verify all wire strands are in place before securing wire
- Captive, tri-drive head, Stainless Steel, speed screw provides easy assembly and long life
- Three piece strain relief seals cord without damaging the cord

Reference Information

UL File No.: Plug and Connector—E10176
Cordset—E38085
CSA File No.: LR6837
NSF File No.: NSF/ANSI/3-A 14159-1



Physical

Cord Grip Body Size: F2 ½"
Plug Blades and Connector Contacts: Nickel-plated Brass
Outer Housing and Grommet: NEoTEX® Paracril OZO rubber
Face Screws: Stainless Steel
Face Insert: Nylon
Wire Saddle Clamp: Brass

Environmental

NEMA Rating: NEMA 1, 3, 4, 4X, 5, 6, 6P and 12
IEC Rating: IP55, 56, 57, 65, 66, and 67
Operating Temperature: Maximum continuous 75° C, minimum -40° C (no impact)
Temperature Rise: Maximum 30° C temperature rise at full rated current after 50 cycles of overload at 150% of rated current at a power factor of 75%.



Plug and Connector with Inline GFCI

Description	Plug		Connector	
	Woodhead No.	Order No.	Woodhead No.	Order No.
Yellow	24W47	130146-0082	25W47	130146-0099
Black	24W47BLK	130146-0083	25W47BLK	130146-0100



Plug and Connector Ground Continuity Monitor

Description	Plug		Connector	
	Woodhead No.	Order No.	Woodhead No.	Order No.
Ground continuity monitor	24W47EZ	130146-0084	25W47GCM	130146-0101




Cordset

Description	Cord Length	Woodhead No.	Order No.
Yellow, 16-gauge SOOW cord	7.62m (25.0')	24W47A163	130143-0189
	15.24m (50.0')	24W47B163	130143-0193
	30.48m (100.0')	24W47D163	130143-0196
Yellow, 14-gauge SOOW cord	7.62m (25.0')	24W47A143	130143-0187
	15.24m (50.0')	24W47B143	130143-0191
	30.48m (100.0')	24W47D143	130143-0195
Yellow, 12-gauge SOOW cord	15.24m (50.0')	24W47B123	130143-0190

For closure caps and additional support with strain relief grips, see accessories F2 body size

Watertite® Wet Location Locking Blade 15A 125V 2-Pole/3-Wire NEMA L5-15



Features and Benefits

- Multiple seal plug/connector interface keeps out contaminants; resists vapor and water from high-pressure wash down up to 1000psi
- Color-coded ¼" terminal screws preset in open position, ready to wire
- Wire screw terminals are tri-drive to be used with straight blade, Phillips and square-drive screw drivers
- Floating blade construction provides self-alignment, and a better mechanical and electrical connection minimizing wear and heat generation
- Transparent wiring guide to verify all wire strands are in place before securing wire
- Captive, tri-drive head, Stainless Steel, speed screw provides easy assembly and long life
- Three piece strain relief seals cord without damaging the cord

Reference Information

UL File No.: E38085

Molded Y and W Non-Inline GFCI Cordset—E38085

CSA File No.: LR6837

Molded Y and W Non-Inline GFCI Cordset—LL52750

NSF File No.: NSF/ANSI/3-A 14159-1



Physical

Cord Grip Body Size: F2 ½"

Plug Blades and Connector Contacts: Nickel-plated Brass

Outer Housing and Grommet: NEOTEX® Paracril OZO rubber

Face Screws: Stainless Steel

Face Insert: Nylon

Wire Saddle Clamp: Brass

Environmental

NEMA Rating: NEMA 1, 3, 4, 4X, 5, 6, 6P and 12

IEC Rating: IP55, 56, 57, 65, 66, and 67

Operating Temperature: Maximum continuous 75° C, minimum -40° C (no impact)

Temperature Rise: Maximum 30° C temperature rise at full rated current after 50 cycles of overload at 150% of rated current at a power factor of 75%.



Cordset with Inline GFCI

Description	Cord Length	Woodhead No.	Order No.
Yellow, 14-gauge SJOW cord with inline GFCI	15.24m (50.0')	24W47B143IN	130143-0192



Molded Y and W Cordset

Description	Cord Length	Y Cordset		W Cordset	
		Woodhead No.	Order No.	Woodhead No.	Order No.
Yellow, 12-gauge S00W cord	.91m (3.0')	24W47-Y	130154-0060	24W47-W	130154-0058

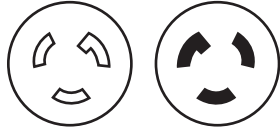


Molded Y and W Cordset with Inline GFCI

Description	Cord Length	Y Cordset		W Cordset	
		Woodhead No.	Order No.	Woodhead No.	Order No.
Yellow, 12-gauge SJOW cord with inline GFCI	.91m (3.0')	24W47-Y-IN	130154-0061	24W47-W-IN	130154-0059

For closure caps and additional support with strain relief grips, see accessories F2 body size

Watertite® Wet Location Locking Blade 15A 125V 2-Pole/3-Wire NEMA L5-15



D
Wiring Devices

Features and Benefits

- Multiple seal plug/connector interface keeps out contaminants; resists vapor and water from high-pressure wash down up to 1000psi
- Color-coded ¼" terminal screws preset in open position, ready to wire
- Wire screw terminals are tri-drive to be used with straight blade, Phillips and square-drive screw drivers
- Floating blade construction provides self-alignment, and a better mechanical and electrical connection minimizing wear and heat generation
- Transparent wiring guide to verify all wire strands are in place before securing wire
- Captive, tri-drive head, Stainless Steel, speed screw provides easy assembly and long life
- Three piece strain relief seals cord without damaging the cord

Reference Information

UL File No.: E68122
CSA File No.: LR6837
NSF File No.: NSF/ANSI/3-A 14159-1



Physical

Cord Grip Body Size: F2 ½"
Plug Blades and Connector Contacts: Nickel-plated Brass
Outer Housing and Grommet: NEoTEX® Paracril OZO rubber
Face Screws: Stainless Steel
Face Insert: Nylon
Wire Saddle Clamp: Brass
Receptacle Coverplate and Closure Caps: Lexan*

Environmental

NEMA Rating: NEMA 1, 3, 4, 4X, 5, 6, 6P and 12
IEC Rating: IP55, 56, 57, 65, 66, and 67
Operating Temperature: Maximum continuous 75° C, minimum -40° C (no impact)
Temperature Rise: Maximum 30° C temperature rise at full rated current after 50 cycles of overload at 150% of rated current at a power factor of 75%.

* Trademark of SABIC Innovative Plastics IPB



Receptacle

Description	Single Flip Lid Female Receptacle		Duplex Flip Lid Female Receptacle		Single Flip Lid Male Receptacle		Connector for Male Receptacle	
	Woodhead No.	Order No.	Woodhead No.	Order No.	Woodhead No.	Order No.	Woodhead No.	Order No.
Yellow	65W47	130146-0149	65W47DPLX	130146-0151	64W47	130146-0142	25W47MB	130146-0103
Black	65W47BLK	130146-0150						



Receptacle with GFCI

Description	Duplex Flip Lid Female Receptacle	
	Woodhead No.	Order No.
With GFCI protection	65W47DPLXGF [†]	130155-0108

For closure caps and additional support with strain relief grips, see accessories F2 body size

[†] Not UL/CSA listed

Watertite® Wet Location Locking Blade 15A 250V 2-Pole/3-Wire NEMA L6-15



Features and Benefits

- Multiple seal plug/connector interface keeps out contaminants; resists vapor and water from high-pressure wash down up to 1000psi
- Color-coded ¼" terminal screws preset in open position, ready to wire
- Wire screw terminals are tri-drive to be used with straight blade, Phillips and square-drive screw drivers
- Floating blade construction provides self-alignment, and a better mechanical and electrical connection minimizing wear and heat generation
- Transparent wiring guide to verify all wire strands are in place before securing wire
- Captive, tri-drive head, Stainless Steel, speed screw provides easy assembly and long life
- Three piece strain relief seals cord without damaging the cord

Reference Information

UL File No.: Plug and Connector—E10176
Cordset—E38085
Receptacle—E68122
CSA File No.: LR6837
NSF File No.: NSF/ANSI/3-A 14159-1



Physical

Cord Grip Body Size: F2 ½"
Plug Blades and Connector Contacts: Nickel-plated Brass
Outer Housing and Grommet: NEOTEX® Paracril OZO rubber
Face Screws: Stainless Steel
Face Insert: Nylon
Wire Saddle Clamp: Brass
Receptacle Coverplate and Closure Caps: Lexan*

Environmental

NEMA Rating: NEMA 1, 3, 4, 4X, 5, 6, 6P and 12
IEC Rating: IP55, 56, 57, 65, 66, and 67
Operating Temperature: Maximum continuous 75° C, minimum -40° C (no impact)
Temperature Rise: Maximum 30° C temperature rise at full rated current after 50 cycles of overload at 150% of rated current at a power factor of 75%.

* Trademark of SABIC Innovative Plastics IPB




Plug and Connector

Description	Plug		Connector	
	Woodhead No.	Order No.	Woodhead No.	Order No.
Yellow	24W49	130146-0088	25W49	130146-0106



Cordset

Description	Cord Length	Woodhead No.	Order No.
Yellow, 14-gauge SOOW cord	7.62m (25.0')	24W49A143	130143-0198




Receptacle

Description	Single Flip Lid Female Receptacle		Duplex Flip Lid Female Receptacle		Single Flip Lid Male Receptacle		Connector for Male Receptacle	
	Woodhead No.	Order No.	Woodhead No.	Order No.	Woodhead No.	Order No.	Woodhead No.	Order No.
Yellow	65W49	130146-0153	65W49DPLX	130146-0154	64W49	130146-0143	25W49MB	130146-0107

For closure caps and additional support with strain relief grips, see accessories F2 body size

Watertite® Wet Location Locking Blade 15A 277V 2-Pole/3-Wire NEMA L7-15



Wiring Devices

Features and Benefits

- Multiple seal plug/connector interface keeps out contaminants; resists vapor and water from high-pressure wash down up to 1000psi
- Color-coded ¼" terminal screws preset in open position, ready to wire
- Wire screw terminals are tri-drive to be used with straight blade, Phillips and square-drive screw drivers
- Floating blade construction provides self-alignment, and a better mechanical and electrical connection minimizing wear and heat generation
- Transparent wiring guide to verify all wire strands are in place before securing wire
- Captive, tri-drive head, Stainless Steel, speed screw provides easy assembly and long life
- Three piece strain relief seals cord without damaging the cord

Reference Information

UL File No.: Plug and Connector—E10176
Cordset—E38085
Receptacle—E68122
CSA File No.: LR6837
NSF File No.: NSF/ANSI/3-A 14159-1



Physical

Cord Grip Body Size: F2 ½"
Plug Blades and Connector Contacts: Nickel-plated Brass
Outer Housing and Grommet: NEoTEX® Paracril OZO rubber
Face Screws: Stainless Steel
Face Insert: Nylon
Wire Saddle Clamp: Brass
Receptacle Coverplate and Closure Caps: Lexan*

Environmental

NEMA Rating: NEMA 1, 3, 4, 4X, 5, 6, 6P and 12
IEC Rating: IP55, 56, 57, 65, 66, and 67
Operating Temperature: Maximum continuous 75° C, minimum -40° C (no impact)
Temperature Rise: Maximum 30° C temperature rise at full rated current after 50 cycles of overload at 150% of rated current at a power factor of 75%.

*Trademark of SABIC Innovative Plastics IPB



Plug and Connector

Description	Plug		Connector	
	Woodhead No.	Order No.	Woodhead No.	Order No.
Yellow	24W34	130146-0079	25W34	130146-0095
Black	24W34BLK	130146-0080	25W34BLK	130146-0096



Cordset

Description	Cord Length	Woodhead No.	Order No.
Yellow, 16-gauge SOOW cord	7.62m (25.0')	24W34A163	130143-0017




Receptacle

Description	Single Flip Lid Female Receptacle		Duplex Flip Lid Female Receptacle		Single Flip Lid Male Receptacle		Connector for Male Receptacle	
	Woodhead No.	Order No.	Woodhead No.	Order No.	Woodhead No.	Order No.	Woodhead No.	Order No.
Yellow	65W34	130146-0147	65W34DPLX	130146-0148	64W34	130146-0141	25W34MB	130146-0097

For closure caps and additional support with strain relief grips, see accessories F2 body size

Watertite® Wet Location Locking Blade 20A 125V 2-Pole/3-Wire NEMA L5-20



Features and Benefits

- Multiple seal plug/connector interface keeps out contaminants; resists vapor and water from high-pressure wash down up to 1000psi
- Color-coded ¼" terminal screws preset in open position, ready to wire
- Wire screw terminals are tri-drive to be used with straight blade, Phillips and square-drive screw drivers
- Floating blade construction provides self-alignment, and a better mechanical and electrical connection minimizing wear and heat generation
- Transparent wiring guide to verify all wire strands are in place before securing wire
- Captive, tri-drive head, Stainless Steel, speed screw provides easy assembly and long life
- Three piece strain relief seals cord without damaging the cord

Reference Information

UL File No.: Plug and Connector—E10176

Cordset—E38085

CSA File No.: LR6837

NSF File No.: NSF/ANSI/3-A 14159-1



Physical

Cord Grip Body Size: F3 ¾"

Plug Blades and Connector Contacts: Nickel-plated Brass
Outer Housing and Grommet: NEoTEX® Paracril OZO rubber

Face Screws: Stainless Steel

Face Insert: Nylon

Wire Saddle Clamp: Brass

Environmental

NEMA Rating: NEMA 1, 3, 4, 4X, 5, 6, 6P and 12

IEC Rating: IP55, 56, 57, 65, 66, and 67

Operating Temperature: Maximum continuous 75° C, minimum -40° C (no impact)

Temperature Rise: Maximum 30° C temperature rise at full rated current after 50 cycles of overload at 150% of rated current at a power factor of 75%.



Plug and Connector

Description	Plug		Connector	
	Woodhead No.	Order No.	Woodhead No.	Order No.
Yellow	26W47	130147-0018	27W47	130147-0044
Black	26W47BLK	130147-0019	27W47BLK	130147-0045



Cordset

Description	Cord Length	Woodhead No.	Order No.
Yellow, 14-gauge S00W cord	7.62m (25.0')	26W47A143	130143-0222
	15.24m (50.0')	26W47B143	130143-0225
	30.48m (100.0')	26W47D143	130143-0227
Yellow, 12-gauge S00W cord	7.62m (25.0')	26W47A123	130143-0221
	15.24m (50.0')	26W47B123	130143-0223
	30.48m (100.0')	26W47D123	130143-0226




Cordset with Inline GFCI

Description	Cord Length	Woodhead No.	Order No.
Yellow, 12-gauge SJOW cord with inline GFCI	0.30m (1.0')	26W47E123IN	130143-0228
	15.24m (50.0')	26W47B123IN	130143-0224

For closure caps and additional support with strain relief grips, see accessories F3 body size

Watertite® Wet Location Locking Blade 20A 125V 2-Pole/3-Wire NEMA L5-20

Wiring Devices



Features and Benefits

- Multiple seal plug/connector interface keeps out contaminants; resists vapor and water from high-pressure wash down up to 1000psi
- Color-coded ¼" terminal screws preset in open position, ready to wire
- Wire screw terminals are tri-drive to be used with straight blade, Phillips and square-drive screw drivers
- Floating blade construction provides self-alignment, and a better mechanical and electrical connection minimizing wear and heat generation
- Transparent wiring guide to verify all wire strands are in place before securing wire
- Captive, tri-drive head, Stainless Steel, speed screw provides easy assembly and long life
- Three piece strain relief seals cord without damaging the cord

Reference Information

UL File No.: E38085
 Molded Y and W Non-Inline GFCI Cordset—E38085
 CSA File No.: LL52750
 Molded Y and W Non-Inline GFCI Cordset—LL52750
 NSF File No.: NSF/ANSI/3-A 14159-1



Physical

Cord Grip Body Size: F3 ¾"
 Plug Blades and Connector Contacts: Nickel-plated Brass
 Outer Housing and Grommet: NEoTEX® Paracril OZO rubber
 Face Screws: Stainless Steel
 Face Insert: Nylon
 Wire Saddle Clamp: Brass

Environmental

NEMA Rating: NEMA 1, 3, 4, 4X, 5, 6, 6P and 12
 IEC Rating: IP55, 56, 57, 65, 66, and 67
 Operating Temperature: Maximum continuous 75° C, minimum -40° C (no impact)
 Temperature Rise: Maximum 30° C temperature rise at full rated current after 50 cycles of overload at 150% of rated current at a power factor of 75%.



Molded Y and W Cordset

Description	Cord Length	Y Cordset		W Cordset	
		Woodhead No.	Order No.	Woodhead No.	Order No.
Yellow, 12-gauge SOOW cord	0.91m (3.0')	26W47-Y	130154-0070	26W47-W	130154-0068




Molded Y and W Cordset with Inline GFCI

Description	Cord Length	Y Cordset		W Cordset	
		Woodhead No.	Order No.	Woodhead No.	Order No.
Yellow, 12-gauge SJOW cord with inline GFCI	0.91m (3.0')	26W47-Y-IN	130154-0071	26W47-W-IN	130154-0069

For closure caps and additional support with strain relief grips, see accessories F3 body size

Watertite® Wet Location Locking Blade 20A 125V 2-Pole/3-Wire NEMA L5-20



Features and Benefits

- Multiple seal plug/connector interface keeps out contaminants; resists vapor and water from high-pressure wash down up to 1000psi
- Color-coded ¼" terminal screws preset in open position, ready to wire
- Wire screw terminals are tri-drive to be used with straight blade, Phillips and square-drive screw drivers
- Floating blade construction provides self-alignment, and a better mechanical and electrical connection minimizing wear and heat generation
- Transparent wiring guide to verify all wire strands are in place before securing wire
- Captive, tri-drive head, Stainless Steel, speed screw provides easy assembly and long life
- Three piece strain relief seals cord without damaging the cord

Reference Information

UL File No.: Plug and Connector— E10176

Receptacle— E68122

CSA File No.: LR6837

NSF File No.: NSF/ANSI/3-A 14159-1



Physical

Cord Grip Body Size: F3 ¾"

Plug Blades and Connector Contacts: Nickel-plated Brass
Outer Housing and Grommet: NEoTEX® Paracrill OZO rubber

Face Screws: Stainless Steel

Face Insert: Nylon

Wire Saddle Clamp: Brass

Receptacle Coverplate and Closure Caps: Lexan*

Environmental

NEMA Rating: NEMA 1, 3, 4, 4X, 5, 6, 6P and 12

IEC Rating: IP55, 56, 57, 65, 66, and 67

Operating Temperature: Maximum continuous 75° C, minimum -40° C (no impact)

Temperature Rise: Maximum 30° C temperature rise at full rated current after 50 cycles of overload at 150% of rated current at a power factor of 75%.

* Trademark of SABIC Innovative Plastics IPB



Receptacle

Description	Single Flip Lid Female Receptacle		Single Flip Lid Male Receptacle		Connector for Male Receptacle	
	Woodhead No.	Order No.	Woodhead No.	Order No.	Woodhead No.	Order No.
Yellow	67W47	130147-0141	66W47	130147-0127	27W47MB	130147-0047
Black	67W47BLK	130147-0142				



Receptacle with GFCI

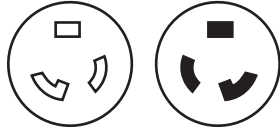
Description	Single Flip Lid Female Receptacle	
	Woodhead No.	Order No.
With GFCI protection	67W47GF ¹	130155-0110

For closure caps and additional support with strain relief grips, see accessories F3 body size

¹ Not UL/CSA listed

Watertite® Wet Location Locking Blade 20A 250V 2-Pole/3-Wire NEMA L6-20

Wiring Devices



Features and Benefits

- Multiple seal plug/connector interface keeps out contaminants; resists vapor and water from high-pressure wash down up to 1000psi
- Color-coded ¼" terminal screws preset in open position, ready to wire
- Wire screw terminals are tri-drive to be used with straight blade, Phillips and square-drive screw drivers
- Floating blade construction provides self-alignment, and a better mechanical and electrical connection minimizing wear and heat generation
- Transparent wiring guide to verify all wire strands are in place before securing wire
- Captive, tri-drive head, Stainless Steel, speed screw provides easy assembly and long life
- Three piece strain relief seals cord without damaging the cord

Reference Information

UL File No.: Plug and Connector—E10176
Receptacle—E68122
CSA File No.: LR6837
NSF File No.: NSF/ANSI/3-A 14159-1



Physical

Cord Grip Body Size: F3 ¾"
Plug Blades and Connector Contacts: Nickel-plated Brass
Outer Housing and Grommet: NEoTEX® Paracril OZO rubber
Face Screws: Stainless Steel
Face Insert: Nylon
Wire Saddle Clamp: Brass
Receptacle Coverplate and Closure Caps: Lexan*

Environmental

NEMA Rating: NEMA 1, 3, 4, 4X, 5, 6, 6P and 12
IEC Rating: IP55, 56, 57, 65, 66, and 67
Operating Temperature: Maximum continuous 75° C, minimum -40° C (no impact)
Temperature Rise: Maximum 30° C temperature rise at full rated current after 50 cycles of overload at 150% of rated current at a power factor of 75%.

* Trademark of SABIC Innovative Plastics IPB



Plug and Connector

Description	Plug		Connector	
	Woodhead No.	Order No.	Woodhead No.	Order No.
Yellow	26W48	130147-0021	27W48	130147-0048
Black	26W48BLK	130147-0022	27W48BLK	130147-0049

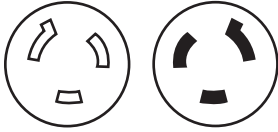


Receptacle

Description	Single Flip Lid Female Receptacle		Single Flip Lid Male Receptacle		Connector for Male Receptacle	
	Woodhead No.	Order No.	Woodhead No.	Order No.	Woodhead No.	Order No.
Yellow	67W48	130147-0144	66W48	130147-0128	27W48MB	130147-0050

For closure caps and additional support with strain relief grips, see accessories F3 body size

Watertite® Wet Location Locking Blade 20A 277V 2-Pole/3-Wire NEMA L7-20



Features and Benefits

- Multiple seal plug/connector interface keeps out contaminants; resists vapor and water from high-pressure wash down up to 1000psi
- Color-coded ¼" terminal screws preset in open position, ready to wire
- Wire screw terminals are tri-drive to be used with straight blade, Phillips and square-drive screw drivers
- Floating blade construction provides self-alignment, and a better mechanical and electrical connection minimizing wear and heat generation
- Transparent wiring guide to verify all wire strands are in place before securing wire
- Captive, tri-drive head, Stainless Steel, speed screw provides easy assembly and long life
- Three piece strain relief seals cord without damaging the cord

Reference Information

UL File No.: Plug and Connector— E10176

Receptacle— E68122

CSA File No.: LR6837

NSF File No.: NSF/ANSI/3-A 14159-1



Physical

Cord Grip Body Size: F3 ¾"

Plug Blades and Connector Contacts: Nickel-plated Brass
Outer Housing and Grommet: NEoTEX® ParacrIL OZO rubber

Face Screws: Stainless Steel

Face Insert: Nylon

Wire Saddle Clamp: Brass

Receptacle Coverplate and Closure Caps: Lexan*

Environmental

NEMA Rating: NEMA 1, 3, 4, 4X, 5, 6, 6P and 12

IEC Rating: IP55, 56, 57, 65, 66, and 67

Operating Temperature: Maximum continuous 75° C, minimum -40° C (no impact)

Temperature Rise: Maximum 30° C temperature rise at full rated current after 50 cycles of overload at 150% of rated current at a power factor of 75%.

* Trademark of SABIC Innovative Plastics IPB



Plug and Connector

Description	Plug		Connector	
	Woodhead No.	Order No.	Woodhead No.	Order No.
Yellow	26W49	130147-0023	27W49	130147-0051



Receptacle

Description	Single Flip Lid Female Receptacle		Single Flip Lid Male Receptacle		Connector for Male Receptacle	
	Woodhead No.	Order No.	Woodhead No.	Order No.	Woodhead No.	Order No.
Yellow	67W49	130147-0145	66W49	130147-0129	27W49MB	130147-0052

For closure caps and additional support with strain relief grips, see accessories F3 body size

Watertite® Wet Location Locking Blade 30A 125V 2-Pole/3-Wire NEMA L5-30



Wiring Devices

Features and Benefits

- Multiple seal plug/connector interface keeps out contaminants; resists vapor and water from high-pressure wash down up to 1000psi
- Color-coded ¼" terminal screws preset in open position, ready to wire

- Wire screw terminals are tri-drive to be used with straight blade, Phillips and square-drive screw drivers
- Floating blade construction provides self-alignment, and a better mechanical and electrical connection minimizing wear and heat generation
- Transparent wiring guide to verify all wire strands are in place before securing wire
- Captive, tri-drive head, Stainless Steel, speed screw provides easy assembly and long life
- Three piece strain relief seals cord without damaging the cord

Reference Information

UL File No.: Plug and Connector—E10176

Cordset—E38085

Receptacle—E68122

CSA File No.: LR6837

NSF File No.: NSF/ANSI/3-A 14159-1



Physical

Cord Grip Body Size: F4 1"

Plug Blades and Connector Contacts: Nickel-plated Brass
Outer Housing and Grommet: NEoTEX® Paracrill OZO rubber

Face Screws: Stainless Steel

Face Insert: Nylon

Wire Saddle Clamp: Brass

Receptacle Coverplate and Closure Caps: Lexan*

Environmental

NEMA Rating: NEMA 1, 3, 4, 4X, 5, 6, 6P and 12

IEC Rating: IP55, 56, 57, 65, 66, and 67

Operating Temperature: Maximum continuous 75° C, minimum -40° C (no impact)

Temperature Rise: Maximum 30° C temperature rise at full rated current after 50 cycles of overload at 150% of rated current at a power factor of 75%.

* Trademark of SABIC Innovative Plastics IPB



Plug and Connector

Description	Plug		Connector	
	Woodhead No.	Order No.	Woodhead No.	Order No.
Yellow	28W47	130147-0072	29W47	130147-0093
Black	28W47BLK	130147-0073	29W47BLK	130147-0094



Cordset

Description	Cord Length	Woodhead No.	Order No.
Yellow, 12-gauge SOOW cord	7.62m (25.0')	28W47A123	130143-0262
Yellow, 10-gauge SOOW cord	7.62m (25.0')	28W47A103	130143-0261
	15.24m (50.0')	28W47B103	130143-0263




Receptacle

Description	Single Flip Lid Female Receptacle		Single Flip Lid Male Receptacle		Connector for Male Receptacle	
	Woodhead No.	Order No.	Woodhead No.	Order No.	Woodhead No.	Order No.
Yellow	69W47	130147-0168	68W47	130147-0157	29W47MB	130147-0095

For closure caps and additional support with strain relief grips, see accessories F4 body size

Watertite® Wet Location Locking Blade 30A 250V 2-Pole/3-Wire NEMA L6-30



Features and Benefits

- Multiple seal plug/connector interface keeps out contaminants; resists vapor and water from high-pressure wash down up to 1000psi
- Color-coded ¼" terminal screws preset in open position, ready to wire

- Wire screw terminals are tri-drive to be used with straight blade, Phillips and square-drive screw drivers
- Floating blade construction provides self-alignment, and a better mechanical and electrical connection minimizing wear and heat generation
- Transparent wiring guide to verify all wire strands are in place before securing wire
- Captive, tri-drive head, Stainless Steel, speed screw provides easy assembly and long life
- Three piece strain relief seals cord without damaging the cord

Reference Information

UL File No.: Plug and Connector—E10176

Cordset—E38085

Receptacle—E68122

CSA File No.: LR6837

NSF File No.: NSF/ANSI/3-A 14159-1



Physical

Cord Grip Body Size: F4 1"

Plug Blades and Connector Contacts: Nickel-plated Brass
Outer Housing and Grommet: NEOTEX® Paracrill OZO rubber

Face Screws: Stainless Steel

Face Insert: Nylon

Wire Saddle Clamp: Brass

Receptacle Coverplate and Closure Caps: Lexan®

Environmental

NEMA Rating: NEMA 1, 3, 4, 4X, 5, 6, 6P and 12

IEC Rating: IP55, 56, 57, 65, 66, and 67

Operating Temperature: Maximum continuous 75° C, minimum -40° C (no impact)

Temperature Rise: Maximum 30° C temperature rise at full rated current after 50 cycles of overload at 150% of rated current at a power factor of 75%.

* Trademark of SABIC Innovative Plastics IPB



Plug and Connector

Description	Plug		Connector	
	Woodhead No.	Order No.	Woodhead No.	Order No.
Yellow	28W48	130147-0074	29W48	130147-0096
Black	28W48BLK	130147-0075	29W48BLK	130147-0097



Cordset

Description	Cord Length	Woodhead No.	Order No.
Yellow, 10-gauge SOOW cord	7.62m (25.0')	28W48A103	130143-0266



Receptacle

Description	Single Flip Lid Female Receptacle		Single Flip Lid Male Receptacle		Connector for Male Receptacle	
	Woodhead No.	Order No.	Woodhead No.	Order No.	Woodhead No.	Order No.
Yellow	69W48	130147-0169	68W48	130147-0158	29W48MB	130147-0098

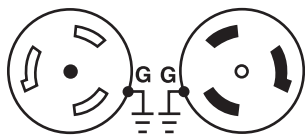
For closure caps and additional support with strain relief grips, see accessories F4 body size

Watertite® Wet Location Locking Blade

50A 250V

2-Pole/3-Wire

Non-NEMA Locking/California Style



Plug and Connector

Description	Plug		Connector	
	Woodhead No.	Order No.	Woodhead No.	Order No.
Yellow	CS82W65	130155-0155	CS82W64	130155-0154

For closure caps and additional support with strain relief grips, see accessories F5 body size

Features and Benefits

- Multiple seal plug/connector interface keeps out contaminants; resists vapor and water from high-pressure wash down up to 1000psi
- Color-coded ¼" terminal screws preset in open position, ready to wire
- Wire screw terminals are tri-drive to be used with straight blade, Phillips and square-drive screw drivers
- Floating blade construction provides self-alignment, and a better mechanical and electrical connection minimizing wear and heat generation
- Transparent wiring guide to verify all wire strands are in place before securing wire
- Captive, tri-drive head, Stainless Steel, speed screw provides easy assembly and long life
- Three piece strain relief seals cord without damaging the cord

Reference Information

UL File No.: E10176
 CSA File No.: LR6837
 NSF File No.: NSF/ANSI/3-A 14159-1



Physical

Cord Grip Body Size: F5 1¼"
 Plug Blades and Connector Contacts: Nickel-plated Brass
 Outer Housing and Grommet: NEoTEX® Paracril OZO rubber
 Face Screws: Stainless Steel
 Face Insert: Nylon
 Wire Saddle Clamp: Brass

Environmental

NEMA Rating: NEMA 1, 3, 4, 4X, 5, 6, 6P and 12
 IEC Rating: IP55, 56, 57, 65, 66, and 67
 Operating Temperature: Maximum continuous 75° C, minimum -40° C (no impact)
 Temperature Rise: Maximum 30° C temperature rise at full rated current after 50 cycles of overload at 150% of rated current at a power factor of 75%.

Watertite® Wet Location Locking Blade

50A 480V

2-Pole/3-Wire

Non-NEMA Locking/California Style



Plug and Connector

Description	Plug		Connector	
	Woodhead No.	Order No.	Woodhead No.	Order No.
Yellow	CS84W65	130155-0167	CS84W64	130155-0166

Receptacle



Description	Single Flip Lid Female Receptacle	
	Woodhead No.	Order No.
Yellow	67W64*	130147-0146

For closure caps and additional support with strain relief grips, see accessories F5 body size
 * Not CSA certified

Features and Benefits

- Multiple seal plug/connector interface keeps out contaminants; resists vapor and water from high-pressure wash down up to 1000psi
- Color-coded ¼" terminal screws preset in open position, ready to wire
- Wire screw terminals are tri-drive to be used with straight blade, Phillips and square-drive screw drivers
- Floating blade construction provides self-alignment, and a better mechanical and electrical connection minimizing wear and heat generation
- Transparent wiring guide to verify all wire strands are in place before securing wire
- Captive, tri-drive head, Stainless Steel, speed screw provides easy assembly and long life
- Three piece strain relief seals cord without damaging the cord

Reference Information

UL File No.: Plug and Connector—E10176
 Receptacle—E46237
 CSA File No.: LR6837
 NSF File No.: NSF/ANSI/3-A 14159-1



Physical


Cord Grip Body Size: F5 1¼"
 Plug Blades and Connector Contacts: Nickel-plated Brass
 Outer Housing and Grommet: NEoTEX® Paracril OZO rubber
 Face Screws: Stainless Steel
 Face Insert: Nylon
 Wire Saddle Clamp: Brass
 Receptacle Coverplate and Closure Caps: Lexan*

Environmental

NEMA Rating: NEMA 1, 3, 4, 4X, 5, 6, 6P and 12
 IEC Rating: IP55, 56, 57, 65, 66, and 67
 Operating Temperature: Maximum continuous 75° C, minimum -40° C (no impact)
 Temperature Rise: Maximum 30° C temperature rise at full rated current after 50 cycles of overload at 150% of rated current at a power factor of 75%.

* Trademark of SABIC Innovative Plastics IPB

Watertite® Wet Location Locking Blade 15A 125V/10A 250V 3-Pole/3-Wire Non-NEMA



Features and Benefits

- Multiple seal plug/connector interface keeps out contaminants; resists vapor and water from high-pressure wash down up to 1000psi
- Color-coded ¼" terminal screws preset in open position, ready to wire
- Wire screw terminals are tri-drive to be used with straight blade, Phillips and square-drive screw drivers
- Floating blade construction provides self-alignment, and a better mechanical and electrical connection minimizing wear and heat generation
- Transparent wiring guide to verify all wire strands are in place before securing wire
- Captive, tri-drive head, Stainless Steel, speed screw provides easy assembly and long life
- Three piece strain relief seals cord without damaging the cord

Reference Information

NSF File No.: NSF/ANSI/3-A 14159-1



Physical

Cord Grip Body Size: F2 ½"
Plug Blades and Connector Contacts: Nickel-plated Brass
Outer Housing and Grommet: NEoTEX® Paracril OZO rubber
Face Screws: Stainless Steel
Face Insert: Nylon
Wire Saddle Clamp: Brass
Receptacle Coverplate and Closure Caps: Lexan*

Environmental


NEMA Rating: NEMA 1, 3, 4, 4X, 5, 6, 6P and 12
IEC Rating: IP55, 56, 57, 65, 66, and 67
Operating Temperature: Maximum continuous 75° C, minimum -40° C (no impact)
Temperature Rise: Maximum 30° C temperature rise at full rated current after 50 cycles of overload at 150% of rated current at a power factor of 75%.

* Trademark of SABIC Innovative Plastics IPB



Plug and Connector

Description	Plug		Connector	
	Woodhead No.	Order No.	Woodhead No.	Order No.
Yellow	24W07	130146-0078	25W07	130146-0092

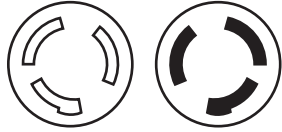


Receptacle

Description	Single Flip Lid Female Receptacle		Duplex Flip Lid Female Receptacle		Single Flip Lid Male Receptacle		Connector for Male Receptacle	
	Woodhead No.	Order No.	Woodhead No.	Order No.	Woodhead No.	Order No.	Woodhead No.	Order No.
Yellow	65W07	130146-0145	65W07DPLX	130146-0146	64W07	130146-0140	25W07MB	130146-0094

For closure caps and additional support with strain relief grips, see accessories F2 body size

Watertite® Wet Location Locking Blade 20A 125V/250V 3-Pole/3-Wire Non-NEMA



Features and Benefits

- Multiple seal plug/connector interface keeps out contaminants; resists vapor and water from high-pressure wash down up to 1000psi
- Color-coded ¼" terminal screws preset in open position, ready to wire
- Wire screw terminals are tri-drive to be used with straight blade, Phillips and square-drive screw drivers
- Floating blade construction provides self-alignment, and a better mechanical and electrical connection minimizing wear and heat generation
- Transparent wiring guide to verify all wire strands are in place before securing wire
- Captive, tri-drive head, Stainless Steel, speed screw provides easy assembly and long life
- Three piece strain relief seals cord without damaging the cord

Reference Information

UL File No.: Plug and Connector—E10176
Cordset—E38085
Receptacle—E68122
CSA File No.: LR6837
NSF File No.: NSF/ANSI/3-A 14159-1



Physical

Cord Grip Body Size: F3 ¾"
Plug Blades and Connector Contacts: Nickel-plated Brass
Outer Housing and Grommet: NEoTEX® Paracril OZO rubber
Face Screws: Stainless Steel
Face Insert: Nylon
Wire Saddle Clamp: Brass
Receptacle Coverplate and Closure Caps: Lexan*

Environmental

NEMA Rating: NEMA 1, 3, 4, 4X, 5, 6, 6P and 12
IEC Rating: IP55, 56, 57, 65, 66, and 67
Operating Temperature: Maximum continuous 75° C, minimum -40° C (no impact)
Temperature Rise: Maximum 30° C temperature rise at full rated current after 50 cycles of overload at 150% of rated current at a power factor of 75%.

*Trademark of SABIC Innovative Plastics IPB



Plug and Connector

Description	Plug		Connector	
	Woodhead No.	Order No.	Woodhead No.	Order No.
Yellow	26W08	130147-0012	27W08	130147-0035



Cordset

Description	Cord Length	Woodhead No.	Order No.
Yellow, 14-gauge SOOW cord	7.62m (25.0')	26W08A143	130143-0217
	15.24m (50.0')	26W08B143	130143-0218



Receptacle

Description	Single Flip Lid Female Receptacle		Single Flip Lid Male Receptacle		Connector for Male Receptacle	
	Woodhead No.	Order No.	Woodhead No.	Order No.	Woodhead No.	Order No.
Yellow	67W08	130147-0137	66W08	130147-0124	27W08MB	130147-0037

For closure caps and additional support with strain relief grips, see accessories F3 body size

Watertite® Wet Location Locking Blade 20A 250V with Grounding Tab 3-Pole/3-Wire Non-NEMA



Features and Benefits

- Multiple seal plug/connector interface keeps out contaminants; resists vapor and water from high-pressure wash down up to 1000psi
- Color-coded ¼" terminal screws preset in open position, ready to wire
- Wire screw terminals are tri-drive to be used with straight blade, Phillips and square-drive screw drivers
- Floating blade construction provides self-alignment, and a better mechanical and electrical connection minimizing wear and heat generation
- Transparent wiring guide to verify all wire strands are in place before securing wire
- Captive, tri-drive head, Stainless Steel, speed screw provides easy assembly and long life
- Three piece strain relief seals cord without damaging the cord

Reference Information

CSA File No.: LR6837
NSF File No.: NSF/ANSI/3-A 14159-1



Physical

Cord Grip Body Size: F3 ¾"
Plug Blades and Connector Contacts: Nickel-plated Brass
Outer Housing and Grommet: NEoTEX® Paracril OZO rubber
Face Screws: Stainless Steel
Face Insert: Nylon
Wire Saddle Clamp: Brass

Environmental

NEMA Rating: NEMA 1, 3, 4, 4X, 5, 6, 6P and 12
IEC Rating: IP55, 56, 57, 65, 66, and 67
Operating Temperature: Maximum continuous 75° C, minimum -40° C (no impact)
Temperature Rise: Maximum 30° C temperature rise at full rated current after 50 cycles of overload at 150% of rated current at a power factor of 75%.




Plug and Connector

Description	Plug		Connector	
	Woodhead No.	Order No.	Woodhead No.	Order No.
Yellow, with grounding tab	26W08G	130147-0014	27W08G	130147-0036

For closure caps and additional support with strain relief grips, see accessories F3 body size

Watertite® Wet Location Locking Blade 30A 125/250V 3-Pole/3-Wire Non-NEMA Locking



Wiring Devices

Features and Benefits

- Multiple seal plug/connector interface keeps out contaminants; resists vapor and water from high-pressure wash down up to 1000psi
- Color-coded ¼" terminal screws preset in open position, ready to wire
- Wire screw terminals are tri-drive to be used with straight blade, Phillips and square-drive screw drivers
- Floating blade construction provides self-alignment, and a better mechanical and electrical connection minimizing wear and heat generation
- Transparent wiring guide to verify all wire strands are in place before securing wire
- Captive, tri-drive head, Stainless Steel, speed screw provides easy assembly and long life
- Three piece strain relief seals cord without damaging the cord

Reference Information

UL File No.: Plug and Connector—E10176
Receptacle—E68122
CSA File No.: LR6837
NSF File No.: NSF/ANSI/3-A 14159-1



Physical

Cord Grip Body Size: F4 1"
Plug Blades and Connector Contacts: Nickel-plated Brass
Outer Housing and Grommet: NEoTEX® Paracril OZO rubber
Face Screws: Stainless Steel
Face Insert: Nylon
Wire Saddle Clamp: Brass
Receptacle Coverplate and Closure Caps: Lexan*

Environmental

NEMA Rating: NEMA 1, 3, 4, 4X, 5, 6, 6P and 12
IEC Rating: IP55, 56, 57, 65, 66, and 67
Operating Temperature: Maximum continuous 75° C, minimum -40° C (no impact)
Temperature Rise: Maximum 30° C temperature rise at full rated current after 50 cycles of overload at 150% of rated current at a power factor of 75%.

* Trademark of SABIC Innovative Plastics IPB



Plug and Connector

Description	Plug		Connector	
	Woodhead No.	Order No.	Woodhead No.	Order No.
Yellow	28W08	130147-0069	29W08	130147-0089




Receptacle

Description	Single Flip Lid Female Receptacle		Single Flip Lid Male Receptacle		Connector for Male Receptacle	
	Woodhead No.	Order No.	Woodhead No.	Order No.	Woodhead No.	Order No.
Yellow	69W08	130147-0166	68W08	130147-0155	29W08MB	130147-0090

For closure caps and additional support with strain relief grips, see accessories F4 body size

Watertite® Wet Location Locking Blade 20A 125/250V 3-Pole/4-Wire NEMA L14-20



Features and Benefits

- Multiple seal plug/connector interface keeps out contaminants; resists vapor and water from high-pressure wash down up to 1000psi
- Color-coded ¼" terminal screws preset in open position, ready to wire

- Wire screw terminals are tri-drive to be used with straight blade, Phillips and square-drive screw drivers
- Floating blade construction provides self-alignment, and a better mechanical and electrical connection minimizing wear and heat generation
- Transparent wiring guide to verify all wire strands are in place before securing wire
- Captive, tri-drive head, Stainless Steel, speed screw provides easy assembly and long life
- Three piece strain relief seals cord without damaging the cord

Reference Information

UL File No.: Plug and Connector—E10176

Cordset— E38085

Receptacle—E68122

CSA File No.: LR6837

NSF File No.: NSF/ANSI/3-A 14159-1



Physical

Cord Grip Body Size: F3 ¾"

Plug Blades and Connector Contacts: Nickel-plated Brass
Outer Housing and Grommet: NEoTEX® Paracril OZO rubber

Face Screws: Stainless Steel

Face Insert: Nylon

Wire Saddle Clamp: Brass

Receptacle Coverplate and Closure Caps: Lexan®

Environmental

NEMA Rating: NEMA 1, 3, 4, 4X, 5, 6, 6P and 12

IEC Rating: IP55, 56, 57, 65, 66, and 67

Operating Temperature: Maximum continuous 75° C, minimum -40° C (no impact)

Temperature Rise: Maximum 30° C temperature rise at full rated current after 50 cycles of overload at 150% of rated current at a power factor of 75%.

* Trademark of SABIC Innovative Plastics IPB

D

Wiring Devices



Plug and Connector

Description	Plug		Connector	
	Woodhead No.	Order No.	Woodhead No.	Order No.
Yellow	26W74	130147-0025	27W74	130147-0053
Black	26W74BLK	130147-0026	27W74BLK	130147-0054



Cordset

Description	Cord Length	Woodhead No.	Order No.
Yellow, 14-gauge S00W cord	7.62m (25.0')	26W74A144	130143-0237
	15.24m (50.0')	26W74B144	130143-0240
Black, 12-gauge S00W cord	7.62m (25.0')	26W74A124BLK	130143-0236
	15.24m (50.0')	26W74A124	130143-0235
Yellow, 12-gauge S00W cord	7.62m (25.0')	26W74A124	130143-0235
	15.24m (50.0')	26W74B124	130143-0238



Receptacle


Description	Single Flip Lid Female Receptacle		Single Flip Lid Male Receptacle		Connector for Male Receptacle	
	Woodhead No.	Order No.	Woodhead No.	Order No.	Woodhead No.	Order No.
Yellow	67W74	130147-0147	66W74	130147-0131	27W74MB	130147-0055

For closure caps and additional support with strain relief grips, see accessories F3 body size

Watertite® Wet Location Locking Blade 20A 250V 3Ø 3-Pole/4-Wire NEMA L15-20

Wiring Devices

D



Features and Benefits

- Multiple seal plug/connector interface keeps out contaminants; resists vapor and water from high-pressure wash down up to 1000psi
- Color-coded ¼" terminal screws preset in open position, ready to wire

- Wire screw terminals are tri-drive to be used with straight blade, Phillips and square-drive screw drivers
- Floating blade construction provides self-alignment, and a better mechanical and electrical connection minimizing wear and heat generation
- Transparent wiring guide to verify all wire strands are in place before securing wire
- Captive, tri-drive head, Stainless Steel, speed screw provides easy assembly and long life
- Three piece strain relief seals cord without damaging the cord

Reference Information

UL File No.: Plug and Connector—E10176

Cordset—E38085

Receptacle—E68122

CSA File No.: LR6837

NSF File No.: NSF/ANSI/3-A 14159-1



Physical

Cord Grip Body Size: F3 ¾"

Plug Blades and Connector Contacts: Nickel-plated Brass
Outer Housing and Grommet: NEOTEX® Paracril OZO rubber

Face Screws: Stainless Steel

Face Insert: Nylon

Wire Saddle Clamp: Brass

Receptacle Coverplate and Closure Caps: Lexan*

Environmental

NEMA Rating: NEMA 1, 3, 4, 4X, 5, 6, 6P and 12

IEC Rating: IP55, 56, 57, 65, 66, and 67

Operating Temperature: Maximum continuous 75° C, minimum -40° C (no impact)

Temperature Rise: Maximum 30° C temperature rise at full rated current after 50 cycles of overload at 150% of rated current at a power factor of 75%.

* Trademark of SABIC Innovative Plastics IPB



Plug and Connector

Description	Plug		Connector	
	Woodhead No.	Order No.	Woodhead No.	Order No.
Yellow	26W75	130147-0027	27W75	130147-0056
Black	26W75BLK	130147-0028	27W75BLK	130147-0057




Receptacle

Description	Single Flip Lid Female Receptacle		Single Flip Lid Male Receptacle		Connector for Male Receptacle	
	Woodhead No.	Order No.	Woodhead No.	Order No.	Woodhead No.	Order No.
Yellow	67W75	130147-0149	66W75	130147-0132	27W75MB	130147-0058

For closure caps and additional support with strain relief grips, see accessories F3 body size

Watertite® Wet Location Locking Blade 20A 480V 3Ø 3-Pole/4-Wire NEMA L16-20



Features and Benefits

- Multiple seal plug/connector interface keeps out contaminants; resists vapor and water from high-pressure wash down up to 1000psi
- Color-coded ¼" terminal screws preset in open position, ready to wire

- Wire screw terminals are tri-drive to be used with straight blade, Phillips and square-drive screw drivers
- Floating blade construction provides self-alignment, and a better mechanical and electrical connection minimizing wear and heat generation
- Transparent wiring guide to verify all wire strands are in place before securing wire
- Captive, tri-drive head, Stainless Steel, speed screw provides easy assembly and long life
- Three piece strain relief seals cord without damaging the cord

Reference Information

UL File No.: Plug and Connector—E10176

Cordset—E38085

Receptacle—E68122

CSA File No.: LR6837

NSF File No.: NSF/ANSI/3-A 14159-1



Physical

Cord Grip Body Size: F3 ¾"

Plug Blades and Connector Contacts: Nickel-plated Brass
Outer Housing and Grommet: NEOTEX® Paracril OZO rubber

Face Screws: Stainless Steel

Face Insert: Nylon

Wire Saddle Clamp: Brass

Receptacle Coverplate and Closure Caps: Lexan®

Environmental

NEMA Rating: NEMA 1, 3, 4, 4X, 5, 6, 6P and 12

IEC Rating: IP55, 56, 57, 65, 66, and 67

Operating Temperature: Maximum continuous 75° C, minimum -40° C (no impact)

Temperature Rise: Maximum 30° C temperature rise at full rated current after 50 cycles of overload at 150% of rated current at a power factor of 75%.

* Trademark of SABIC Innovative Plastics IPB



Plug and Connector

Description	Plug		Connector	
	Woodhead No.	Order No.	Woodhead No.	Order No.
Yellow	26W76	130147-0029	27W76	130147-0059
Black	26W76BLK	130147-0030	27W76BLK	130147-0060



Cordset

Description	Cord Length	Woodhead No.	Order No.
Yellow, 14-gauge SOOW cord	7.62m (25.0')	26W76A144	130143-0246
Yellow, 12-gauge SOOW cord	7.62m (25.0')	26W76A124	130143-0245
	15.24m (50.0')	26W76B124	130143-0247

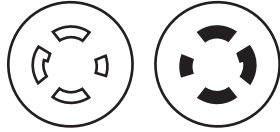


Receptacle

Description	Single Flip Lid Female Receptacle		Single Flip Lid Male Receptacle		Connector for Male Receptacle	
	Woodhead No.	Order No.	Woodhead No.	Order No.	Woodhead No.	Order No.
Yellow	67W76	130147-0150	66W76	130147-0133	27W76MB	130147-0061

For closure caps and additional support with strain relief grips, see accessories F3 body size

Watertite® Wet Location Locking Blade 30A 125/250V 3-Pole/4-Wire NEMA L14-30



D
Wiring Devices

Features and Benefits

- Multiple seal plug/connector interface keeps out contaminants; resists vapor and water from high-pressure wash down up to 1000psi
- Color-coded ¼" terminal screws preset in open position, ready to wire

- Wire screw terminals are tri-drive to be used with straight blade, Phillips and square-drive screw drivers
- Floating blade construction provides self-alignment, and a better mechanical and electrical connection minimizing wear and heat generation
- Transparent wiring guide to verify all wire strands are in place before securing wire
- Captive, tri-drive head, Stainless Steel, speed screw provides easy assembly and long life
- Three piece strain relief seals cord without damaging the cord

Reference Information

UL File No.: Plug and Connector—E10176

Cordset—E38085

Receptacle—E68122

CSA File No.: LR6837

NSF File No.: NSF/ANSI/3-A 14159-1



Physical

Cord Grip Body Size: F4 1"

Plug Blades and Connector Contacts: Nickel-plated Brass
Outer Housing and Grommet: NEoTEX® Paracril OZO rubber

Face Screws: Stainless Steel

Face Insert: Nylon

Wire Saddle Clamp: Brass

Receptacle Coverplate and Closure Caps: Lexan*

Environmental

NEMA Rating: NEMA 1, 3, 4, 4X, 5, 6, 6P and 12

IEC Rating: IP55, 56, 57, 65, 66, and 67

Operating Temperature: Maximum continuous 75° C, minimum -40° C (no impact)

Temperature Rise: Maximum 30° C temperature rise at full rated current after 50 cycles of overload at 150% of rated current at a power factor of 75%.

* Trademark of SABIC Innovative Plastics IPB



Plug and Connector

Description	Plug		Connector	
	Woodhead No.	Order No.	Woodhead No.	Order No.
Yellow	28W74	130147-0077	29W74	130147-0102
Black	28W74BLK	130147-0078	29W74BLK	130147-0103



Cordset

Description	Cord Length	Woodhead No.	Order No.
Yellow, 10-gauge SOOW cord	7.62m (25.0')	28W74A104	130143-0270
	15.24m (50.0')	28W74B104	130143-0271
	30.48m (100.0')	28W74D104	130143-0273
Black, 10-gauge SOOW cord	7.62m (25.0')	28W74A104BLK	130143-0310




Receptacles

Description	Single Flip Lid Female Receptacle		Single Flip Lid Male Receptacle		Connector for Male Receptacle	
	Woodhead No.	Order No.	Woodhead No.	Order No.	Woodhead No.	Order No.
Yellow	69W74	130147-0173	68W74	130147-0159	29W74MB	130147-0104

For closure caps and additional support with strain relief grips, see accessories F4 body size

Watertite® Wet Location Locking Blade 30A 250V 3ø 3-Pole/4-Wire NEMA L15-30



Features and Benefits

- Multiple seal plug/connector interface keeps out contaminants; resists vapor and water from high-pressure wash down up to 1000psi
- Color-coded ¼" terminal screws preset in open position, ready to wire

- Wire screw terminals are tri-drive to be used with straight blade, Phillips and square-drive screw drivers
- Floating blade construction provides self-alignment, and a better mechanical and electrical connection minimizing wear and heat generation
- Transparent wiring guide to verify all wire strands are in place before securing wire
- Captive, tri-drive head, Stainless Steel, speed screw provides easy assembly and long life
- Three piece strain relief seals cord without damaging the cord

Reference Information

UL File No.: Plug and Connector—E10176

Cordset—E38085

Receptacle—E68122

CSA File No.: LR6837

NSF File No.: NSF/ANSI/3-A 14159-1



Physical

Cord Grip Body Size: F4 1"

Plug Blades and Connector Contacts: Nickel-plated Brass
Outer Housing and Grommet: NEoTEX® Paracrill OZO rubber

Face Screws: Stainless Steel

Face Insert: Nylon

Wire Saddle Clamp: Brass

Receptacle Coverplate and Closure Caps: Lexan®

Environmental

NEMA Rating: NEMA 1, 3, 4, 4X, 5, 6, 6P and 12

IEC Rating: IP55, 56, 57, 65, 66, and 67

Operating Temperature: Maximum continuous 75° C, minimum -40° C (no impact)

Temperature Rise: Maximum 30° C temperature rise at full rated current after 50 cycles of overload at 150% of rated current at a power factor of 75%.

* Trademark of SABIC Innovative Plastics IPB



Plug and Connector

Description	Plug		Connector	
	Woodhead No.	Order No.	Woodhead No.	Order No.
Yellow	28W75	130147-0079	29W75	130147-0105
Black	28W75BLK	130147-0080	29W75BLK	130147-0106



Cordset

Description	Cord Length	Woodhead No.	Order No.
Black, 12-gauge S00W cord	7.62m (25.0')	28W75A124	130143-0275
	15.24m (50.0')	28W75B124	130143-0018
Yellow, 10-gauge S00W cord	7.62m (25.0')	28W75A104	130143-0274
	15.24m (50.0')	28W75B104	130143-0276
	30.48m (100.0')	28W75D104	130143-0277




Receptacle

Description	Single Flip Lid Female Receptacle		Single Flip Lid Male Receptacle		Connector for Male Receptacle	
	Woodhead No.	Order No.	Woodhead No.	Order No.	Woodhead No.	Order No.
Yellow	69W75	130147-0174	68W75	130147-0160	29W75MB	130147-0107

For closure caps and additional support with strain relief grips, see accessories F4 body size

Watertite® Wet Location Locking Blade 30A 480V 3Ø 3-Pole/4-Wire NEMA L16-30



D
Wiring Devices

Features and Benefits

- Multiple seal plug/connector interface keeps out contaminants; resists vapor and water from high-pressure wash down up to 1000psi
- Color-coded ¼" terminal screws preset in open position, ready to wire

- Wire screw terminals are tri-drive to be used with straight blade, Phillips and square-drive screw drivers
- Floating blade construction provides self-alignment, and a better mechanical and electrical connection minimizing wear and heat generation
- Transparent wiring guide to verify all wire strands are in place before securing wire
- Captive, tri-drive head, Stainless Steel, speed screw provides easy assembly and long life
- Three piece strain relief seals cord without damaging the cord

Reference Information

UL File No.: Plug and Connector—E10176

Cordset—E38085

Receptacle—E68122

CSA File No.: LR6837

NSF File No.: NSF/ANSI/3-A 14159-1



Physical

Cord Grip Body Size: F4 1"

Plug Blades and Connector Contacts: Nickel-plated Brass
Outer Housing and Grommet: NEoTEX® Paracril OZO rubber

Face Screws: Stainless Steel

Face Insert: Nylon

Wire Saddle Clamp: Brass

Receptacle Coverplate and Closure Caps: Lexan*

Environmental

NEMA Rating: NEMA 1, 3, 4, 4X, 5, 6, 6P and 12

IEC Rating: IP55, 56, 57, 65, 66, and 67

Operating Temperature: Maximum continuous 75° C, minimum -40° C (no impact)

Temperature Rise: Maximum 30° C temperature rise at full rated current after 50 cycles of overload at 150% of rated current at a power factor of 75%.

* Trademark of SABIC Innovative Plastics IPB



Plug and Connector

Description	Plug		Connector	
	Woodhead No.	Order No.	Woodhead No.	Order No.
Yellow	28W76	130147-0081	29W76	130147-0108
Black	28W76BLK	130147-0082	29W76BLK	130147-0109



Cordset

Description	Cord Length	Woodhead No.	Order No.
Yellow, 12-gauge SOOW cord	7.62m (25.0')	28W76A124	130143-0279
Yellow, 10-gauge SOOW cord	7.62m (25.0')	28W76A104	130143-0278




Receptacle

Description	Single Flip Lid Female Receptacle		Single Flip Lid Male Receptacle		Connector for Male Receptacle	
	Woodhead No.	Order No.	Woodhead No.	Order No.	Woodhead No.	Order No.
Yellow	69W76	130147-0175	68W76	130147-0161	29W76MB	130147-0110

For closure caps and additional support with strain relief grips, see accessories F4 body size

Watertite® Wet Location Locking Blade 30A 600V 3Ø 3-Pole/4-Wire NEMA L17-30



Features and Benefits

- Multiple seal plug/connector interface keeps out contaminants; resists vapor and water from high-pressure wash down up to 1000psi
- Color-coded ¼" terminal screws preset in open position, ready to wire

- Wire screw terminals are tri-drive to be used with straight blade, Phillips and square-drive screw drivers
- Floating blade construction provides self-alignment, and a better mechanical and electrical connection minimizing wear and heat generation
- Transparent wiring guide to verify all wire strands are in place before securing wire
- Captive, tri-drive head, Stainless Steel, speed screw provides easy assembly and long life
- Three piece strain relief seals cord without damaging the cord

Reference Information

UL File No.: Plug and Connector—E10176

Cordset—E38085

Receptacle—E68122

CSA File No.: LR6837

NSF File No.: NSF/ANSI/3-A 14159-1



Physical

Cord Grip Body Size: F4 1"

Plug Blades and Connector Contacts: Nickel-plated Brass
Outer Housing and Grommet: NEOTEX® Paracril OZO rubber

Face Screws: Stainless Steel

Face Insert: Nylon

Wire Saddle Clamp: Brass

Receptacle Coverplate and Closure Caps: Lexan®

Environmental

NEMA Rating: NEMA 1, 3, 4, 4X, 5, 6, 6P and 12

IEC Rating: IP55, 56, 57, 65, 66, and 67

Operating Temperature: Maximum continuous 75° C, minimum -40° C (no impact)

Temperature Rise: Maximum 30° C temperature rise at full rated current after 50 cycles of overload at 150% of rated current at a power factor of 75%.

* Trademark of SABIC Innovative Plastics IPB



Plug and Connector

Description	Plug		Connector	
	Woodhead No.	Order No.	Woodhead No.	Order No.
Yellow	28W77	130147-0083	29W77	130147-0111
Black	28W77BLK	130147-0084	29W77BLK	130147-0112



Cordset

Description	Cord Length	Woodhead No.	Order No.
Yellow, 10-gauge SOOW cord	7.62m (25.0')	28W77A104	130143-0280

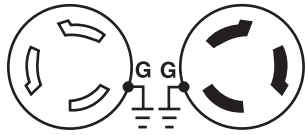


Receptacle

Description	Single Flip Lid Female Receptacle		Single Flip Lid Male Receptacle		Connector for Male Receptacle	
	Woodhead No.	Order No.	Woodhead No.	Order No.	Woodhead No.	Order No.
Yellow	69W77	130147-0176	68W77	130147-0162	29W77MB	130147-0115

For closure caps and additional support with strain relief grips, see accessories F4 body size

Watertite® Wet Location Locking Blade 50A 125V/250V 3-Pole/4-Wire Non-NEMA Locking



Features and Benefits

- Multiple seal plug/connector interface keeps out contaminants; resists vapor and water from high-pressure wash down up to 1000psi
- Color-coded ¼" terminal screws preset in open position, ready to wire



Plug and Connector

Description	Plug		Connector	
	Woodhead No.	Order No.	Woodhead No.	Order No.
Yellow	63W65	130155-0105	63W64	130155-0104

- Wire screw terminals are tri-drive to be used with straight blade, Phillips and square-drive screw drivers
- Floating blade construction provides self-alignment, and a better mechanical and electrical connection minimizing wear and heat generation
- Transparent wiring guide to verify all wire strands are in place before securing wire
- Captive, tri-drive head, Stainless Steel, speed screw provides easy assembly and long life
- Three piece strain relief seals cord without damaging the cord

Reference Information

UL File No.: Plug and Connector—E10176

Receptacle—E46237

CSA File No.: LR6837

NSF File No.: NSF/ANSI/3-A 14159-1



Physical

Cord Grip Body Size: F5 1¼"

Plug Blades and Connector Contacts: Nickel-plated Brass
Outer Housing and Grommet: NEoTEX® Paracrill OZO rubber

Face Screws: Stainless Steel

Face Insert: Nylon

Wire Saddle Clamp: Brass

Environmental

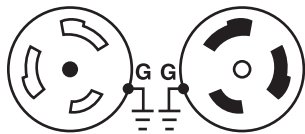
NEMA Rating: NEMA 1, 3, 4, 4X, 5, 6, 6P and 12

IEC Rating: IP55, 56, 57, 65, 66, and 67

Operating Temperature: Maximum continuous 75° C, minimum -40° C (no impact)

Temperature Rise: Maximum 30° C temperature rise at full rated current after 50 cycles of overload at 150% of rated current at a power factor of 75%.

Watertite® Wet Location Locking Blade 50A 125/250V 3-Pole/4-Wire Non-NEMA Locking/California Style



Plug and Connector

Description	Plug		Connector	
	Woodhead No.	Order No.	Woodhead No.	Order No.
Yellow, California style	CS63W65	130155-0142	CS63W64	130155-0141

For closure caps and additional support with strain relief grips, see accessories F5 body size

Features and Benefits

- Multiple seal plug/connector interface keeps out contaminants; resists vapor and water from high-pressure wash down up to 1000psi
- Color-coded ¼" terminal screws preset in open position, ready to wire
- Wire screw terminals are tri-drive to be used with straight blade, Phillips and square-drive screw drivers
- Floating blade construction provides self-alignment, and a better mechanical and electrical connection minimizing wear and heat generation
- Transparent wiring guide to verify all wire strands are in place before securing wire
- Captive, tri-drive head, Stainless Steel, speed screw provides easy assembly and long life
- Three piece strain relief seals cord without damaging the cord

Reference Information

UL File No.: E10176

CSA File No.: LR6837

NSF File No.: NSF/ANSI/3-A 14159-1



Physical

Cord Grip Body Size: F5 1¼"

Plug Blades and Connector Contacts: Nickel-plated Brass
Outer Housing and Grommet: NEoTEX® Paracrill OZO rubber

Face Screws: Stainless Steel

Face Insert: Nylon

Wire Saddle Clamp: Brass

Environmental

NEMA Rating: NEMA 1, 3, 4, 4X, 5, 6, 6P and 12

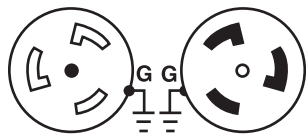
IEC Rating: IP55, 56, 57, 65, 66, and 67

Operating Temperature: Maximum continuous 75° C, minimum -40° C (no impact)

Temperature Rise: Maximum 30° C temperature rise at full rated current after 50 cycles of overload at 150% of rated current at a power factor of 75%.

Watertite® Wet Location Locking Blade

50A 250V 3Ø
3-Pole/4-Wire
Non-NEMA Locking/California Style



Plug and Connector

Description	Plug		Connector	
	Woodhead No.	Order No.	Woodhead No.	Order No.
Yellow, California style	CS83W65	130155-0161	CS83W64	130155-0160

Features and Benefits

- Multiple seal plug/connector interface keeps out contaminants; resists vapor and water from high-pressure wash down up to 1000psi
- Color-coded ¼" terminal screws preset in open position, ready to wire
- Wire screw terminals are tri-drive to be used with straight blade, Phillips and square-drive screw drivers
- Floating blade construction provides self-alignment, and a better mechanical and electrical connection minimizing wear and heat generation
- Transparent wiring guide to verify all wire strands are in place before securing wire
- Captive, tri-drive head, Stainless Steel, speed screw provides easy assembly and long life
- Three piece strain relief seals cord without damaging the cord

Reference Information

UL File No.: E10176
CSA File No.: LR6837
NSF File No.: NSF/ANSI/3-A 14159-1



Physical

Cord Grip Body Size: F5 1¼"
Plug Blades and Connector Contacts: Nickel-plated Brass
Outer Housing and Grommet: NEOTEX® Paracril OZO rubber
Face Screws: Stainless Steel
Face Insert: Nylon
Wire Saddle Clamp: Brass

Environmental

NEMA Rating: NEMA 1, 3, 4, 4X, 5, 6, 6P and 12
IEC Rating: IP55, 56, 57, 65, 66, and 67
Operating Temperature: Maximum continuous 75° C, minimum -40° C (no impact)
Temperature Rise: Maximum 30° C temperature rise at full rated current after 50 cycles of overload at 150% of rated current at a power factor of 75%.

Watertite® Wet Location Locking Blade

50A 480V 3Ø
3-Pole/4-Wire
Non-NEMA Locking/California Style



Plug and Connector

Description	Plug		Connector	
	Woodhead No.	Order No.	Woodhead No.	Order No.
Yellow, California style	CS81W65	130155-0149	CS81W64	130155-0148

Features and Benefits

- Multiple seal plug/connector interface keeps out contaminants; resists vapor and water from high-pressure wash down up to 1000psi
- Color-coded ¼" terminal screws preset in open position, ready to wire
- Wire screw terminals are tri-drive to be used with straight blade, Phillips and square-drive screw drivers
- Floating blade construction provides self-alignment, and a better mechanical and electrical connection minimizing wear and heat generation
- Transparent wiring guide to verify all wire strands are in place before securing wire
- Captive, tri-drive head, Stainless Steel, speed screw provides easy assembly and long life
- Three piece strain relief seals cord without damaging the cord

Reference Information

UL File No.: Plug and Connector—E10176
CSA File No.: Plug and Connector—LR6837
NSF File No.: NSF/ANSI/3-A 14159-1



Physical

Cord Grip Body Size: F5 1¼"
Plug Blades and Connector Contacts: Nickel-plated Brass
Outer Housing and Grommet: NEOTEX® Paracril OZO rubber
Face Screws: Stainless Steel
Face Insert: Nylon
Wire Saddle Clamp: Brass
Receptacle Coverplate and Closure Caps: Lexan*

Environmental

NEMA Rating: NEMA 1, 3, 4, 4X, 5, 6, 6P and 12
IEC Rating: IP55, 56, 57, 65, 66, and 67
Operating Temperature: Maximum continuous 75° C, minimum -40° C (no impact)
Temperature Rise: Maximum 30° C temperature rise at full rated current after 50 cycles of overload at 150% of rated current at a power factor of 75%.

* Trademark of SABIC Innovative Plastics IPB

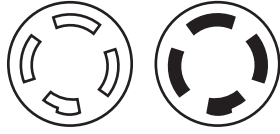
Receptacle



Description	Single Flip Lid Female Receptacle	
	Woodhead No.	Order No.
With California style locking blade	64W64	130147-0122

For closure caps and additional support with strain relief grips, see accessories F5 body size

Watertite® Wet Location Locking Blade 20A 120/208V 4-Pole/4-Wire Non-NEMA



Features and Benefits

- Multiple seal plug/connector interface keeps out contaminants; resists vapor and water from high-pressure wash down up to 1000psi
- Color-coded ¼" terminal screws preset in open position, ready to wire
- Wire screw terminals are tri-drive to be used with straight blade, Phillips and square-drive screw drivers
- Floating blade construction provides self-alignment, and a better mechanical and electrical connection minimizing wear and heat generation
- Transparent wiring guide to verify all wire strands are in place before securing wire
- Captive, tri-drive head, Stainless Steel, speed screw provides easy assembly and long life
- Three piece strain relief seals cord without damaging the cord

Reference Information

UL File No.: Plug and Connector—E10176
Receptacle—E68122
CSA File No.: LR6837
NSF File No.: NSF/ANSI/3-A 14159-1



Physical

Cord Grip Body Size: F4 1"
Plug Blades and Connector Contacts: Nickel-plated Brass
Outer Housing and Grommet: NEoTEX® Paracril OZO rubber
Face Screws: Stainless Steel
Face Insert: Nylon
Wire Saddle Clamp: Brass
Receptacle Coverplate and Closure Caps: Lexan*

Environmental

NEMA Rating: NEMA 1, 3, 4, 4X, 5, 6, 6P and 12
IEC Rating: IP55, 56, 57, 65, 66, and 67
Operating Temperature: Maximum continuous 75° C, minimum -40° C (no impact)
Temperature Rise: Maximum 30° C temperature rise at full rated current after 50 cycles of overload at 150% of rated current at a power factor of 75%.

* Trademark of SABIC Innovative Plastics IPB



Plug and Connector

Description	Plug		Connector	
	Woodhead No.	Order No.	Woodhead No.	Order No.
Yellow	26W09	130147-0015	27W09	130147-0038
Black	26W09BLK	130147-0016	27W09BLK	130147-0039




Receptacle

Description	Single Flip Lid Female Receptacle		Single Flip Lid Male Receptacle		Connector for Male Receptacle	
	Woodhead No.	Order No.	Woodhead No.	Order No.	Woodhead No.	Order No.
Yellow	67W09	130147-0139	66W09	130147-0125	27W09MB	130147-0040

For closure caps and additional support with strain relief grips, see accessories F4 body size

**Watertite® Wet Location
Locking Blade
30A 120/208V
4-Pole/4-Wire
Non-NEMA Locking**



Features and Benefits

- Multiple seal plug/connector interface keeps out contaminants; resists vapor and water from high-pressure wash down up to 1000psi
- Color-coded ¼" terminal screws preset in open position, ready to wire
- Wire screw terminals are tri-drive to be used with straight blade, Phillips and square-drive screw drivers
- Floating blade construction provides self-alignment, and a better mechanical and electrical connection minimizing wear and heat generation
- Transparent wiring guide to verify all wire strands are in place before securing wire
- Captive, tri-drive head, Stainless Steel, speed screw provides easy assembly and long life
- Three piece strain relief seals cord without damaging the cord

Reference Information

UL File No.: E10176
CSA File No.: LR6837
NSF File No.: NSF/ANSI/3-A 14159-1



Physical

Cord Grip Body Size: F4 1"
Plug Blades and Connector Contacts: Nickel-plated Brass
Outer Housing and Grommet: NEoTEX® Paracril OZO rubber
Face Screws: Stainless Steel
Face Insert: Nylon
Wire Saddle Clamp: Brass

Environmental

NEMA Rating: NEMA 1, 3, 4, 4X, 5, 6, 6P and 12
IEC Rating: IP55, 56, 57, 65, 66, and 67
Operating Temperature: Maximum continuous 75° C, minimum -40° C (no impact)
Temperature Rise: Maximum 30° C temperature rise at full rated current after 50 cycles of overload at 150% of rated current at a power factor of 75%.

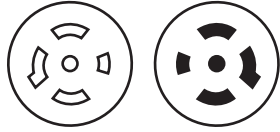


Plug and Connector

Description	Plug		Connector	
	Woodhead No.	Order No.	Woodhead No.	Order No.
Yellow	28W09	130147-0071	29W09	130147-0091

For closure caps and additional support with strain relief grips, see accessories F4 body size

Watertite® Wet Location Locking Blade 20A 120/208V 3ØY 4-Pole/5-Wire NEMA L21-20



D
Wiring Devices

Features and Benefits

- Multiple seal plug/connector interface keeps out contaminants; resists vapor and water from high-pressure wash down up to 1000psi
- Color-coded ¼" terminal screws preset in open position, ready to wire

- Wire screw terminals are tri-drive to be used with straight blade, Phillips and square-drive screw drivers
- Floating blade construction provides self-alignment, and a better mechanical and electrical connection minimizing wear and heat generation
- Transparent wiring guide to verify all wire strands are in place before securing wire
- Captive, tri-drive head, Stainless Steel, speed screw provides easy assembly and long life
- Three piece strain relief seals cord without damaging the cord

Reference Information

UL File No.: Plug and Connector— E10176

Cordset— E38085

Receptacle— E68122

CSA File No.: LR6837

NSF File No.: NSF/ANSI/3-A 14159-1



Physical

Cord Grip Body Size: F3 ¾"

Plug Blades and Connector Contacts: Nickel-plated Brass
Outer Housing and Grommet: NEoTEX® Paracril OZO rubber

Face Screws: Stainless Steel

Face Insert: Nylon

Wire Saddle Clamp: Brass

Receptacle Coverplate and Closure Caps: Lexan*

Environmental

NEMA Rating: NEMA 1, 3, 4, 4X, 5, 6, 6P and 12

IEC Rating: IP55, 56, 57, 65, 66, and 67

Operating Temperature: Maximum continuous 75° C, minimum -40° C (no impact)

Temperature Rise: Maximum 30° C temperature rise at full rated current after 50 cycles of overload at 150% of rated current at a power factor of 75%.

* Trademark of SABIC Innovative Plastics IPB



Plug and Connector

Description	Plug		Connector	
	Woodhead No.	Order No.	Woodhead No.	Order No.
Yellow	26W81	130147-0031	27W81	130147-0062
Black	26W81BLK	130147-0032	27W81BLK	130147-0063



Cordset

Description	Cord Length	Woodhead No.	Order No.
Yellow, 14-gauge SOOW cord	7.62m (25.0')	26W81A145	130143-0248
Yellow, 12-gauge SOOW cord	30.48m (100.0')	26W81D125	130143-0308




Receptacle

Description	Single Flip Lid Female Receptacle		Single Flip Lid Male Receptacle		Connector for Male Receptacle	
	Woodhead No.	Order No.	Woodhead No.	Order No.	Woodhead No.	Order No.
Yellow	67W81	130147-0151	66W81	130147-0134	27W81MB	130147-0064
Black	67W81BLK	130147-0152				

For closure caps and additional support with strain relief grips, see accessories F3 body size

Watertite® Wet Location Locking Blade 20A 277/480V 3ØY 4-Pole/5-Wire NEMA L22-20



Features and Benefits

- Multiple seal plug/connector interface keeps out contaminants; resists vapor and water from high-pressure wash down up to 1000psi
- Color-coded ¼" terminal screws preset in open position, ready to wire
- Wire screw terminals are tri-drive to be used with straight blade, Phillips and square-drive screw drivers
- Floating blade construction provides self-alignment, and a better mechanical and electrical connection minimizing wear and heat generation
- Transparent wiring guide to verify all wire strands are in place before securing wire
- Captive, tri-drive head, Stainless Steel, speed screw provides easy assembly and long life
- Three piece strain relief seals cord without damaging the cord

Reference Information

UL File No.: Plug and Connector—E10176
Receptacle—E68122
CSA File No.: LR6837
NSF File No.: NSF/ANSI/3-A 14159-1



Physical

Cord Grip Body Size: F3 ¾"
Plug Blades and Connector Contacts: Nickel-plated Brass
Outer Housing and Grommet: NEoTEX® Paracril OZO rubber
Face Screws: Stainless Steel
Face Insert: Nylon
Wire Saddle Clamp: Brass
Receptacle Coverplate and Closure Caps: Lexan*

Environmental

NEMA Rating: NEMA 1, 3, 4, 4X, 5, 6, 6P and 12
IEC Rating: IP55, 56, 57, 65, 66, and 67
Operating Temperature: Maximum continuous 75° C, minimum -40° C (no impact)
Temperature Rise: Maximum 30° C temperature rise at full rated current after 50 cycles of overload at 150% of rated current at a power factor of 75%.

* Trademark of SABIC Innovative Plastics IPB



Plug and Connector

Description	Plug		Connector	
	Woodhead No.	Order No.	Woodhead No.	Order No.
Yellow	26W82	130147-0033	27W82	130147-0065




Receptacle

Description	Single Flip Lid Female Receptacle		Single Flip Lid Male Receptacle		Connector for Male Receptacle	
	Woodhead No.	Order No.	Woodhead No.	Order No.	Woodhead No.	Order No.
Yellow	67W82	130147-0153	66W82	130147-0135	27W82MB	130147-0066

For closure caps and additional support with strain relief grips, see accessories F3 body size

Watertite® Wet Location Locking Blade 20A 347/600V 3ØY 4-Pole/5-Wire NEMA L23-20

Wiring Devices



Features and Benefits

- Multiple seal plug/connector interface keeps out contaminants; resists vapor and water from high-pressure wash down up to 1000psi
- Color-coded ¼" terminal screws preset in open position, ready to wire
- Wire screw terminals are tri-drive to be used with straight blade, Phillips and square-drive screw drivers
- Floating blade construction provides self-alignment, and a better mechanical and electrical connection minimizing wear and heat generation
- Transparent wiring guide to verify all wire strands are in place before securing wire
- Captive, tri-drive head, Stainless Steel, speed screw provides easy assembly and long life
- Three piece strain relief seals cord without damaging the cord

Reference Information

UL File No.: Plug and Connector—E10176
Receptacle—E68122
CSA File No.: LR6837
NSF File No.: NSF/ANSI/3-A 14159-1



Physical

Cord Grip Body Size: F3 ¾"
Plug Blades and Connector Contacts: Nickel-plated Brass
Outer Housing and Grommet: NEeTEX® Paracril OZO rubber
Face Screws: Stainless Steel
Face Insert: Nylon
Wire Saddle Clamp: Brass
Receptacle Coverplate and Closure Caps: Lexan*

Environmental

NEMA Rating: NEMA 1, 3, 4, 4X, 5, 6, 6P and 12
IEC Rating: IP55, 56, 57, 65, 66, and 67
Operating Temperature: Maximum continuous 75° C, minimum -40° C (no impact)
Temperature Rise: Maximum 30° C temperature rise at full rated current after 50 cycles of overload at 150% of rated current at a power factor of 75%.

* Trademark of SABIC Innovative Plastics IPB



Plug and Connector

Description	Plug		Connector	
	Woodhead No.	Order No.	Woodhead No.	Order No.
Yellow	26W83	130147-0034	27W83	130147-0067




Receptacle

Description	Single Flip Lid Female Receptacle		Single Flip Lid Male Receptacle		Connector for Male Receptacle	
	Woodhead No.	Order No.	Woodhead No.	Order No.	Woodhead No.	Order No.
Yellow	67W83	130147-0154	66W83	130147-0136	27W83MB	130147-0068

For closure caps and additional support with strain relief grips, see accessories F3 body size

Watertite® Wet Location Locking Blade 20A 250V/10A 600V 4-Pole/5-Wire Non-NEMA



Features and Benefits

- Multiple seal plug/connector interface keeps out contaminants; resists vapor and water from high-pressure wash down up to 1000psi
- Color-coded ¼" terminal screws preset in open position, ready to wire
- Wire screw terminals are tri-drive to be used with straight blade, Phillips and square-drive screw drivers
- Floating blade construction provides self-alignment, and a better mechanical and electrical connection minimizing wear and heat generation
- Transparent wiring guide to verify all wire strands are in place before securing wire
- Captive, tri-drive head, Stainless Steel, speed screw provides easy assembly and long life
- Three piece strain relief seals cord without damaging the cord

Reference Information

UL File No.: Plug and Connector—E10176
Receptacle—E68122
CSA File No.: LR6837
NSF File No.: NSF/ANSI/3-A 14159-1



Physical

Cord Grip Body Size: F4 1"
Plug Blades and Connector Contacts: Nickel-plated Brass
Outer Housing and Grommet: NEoTEX® Paracril OZO rubber
Face Screws: Stainless Steel
Face Insert: Nylon
Wire Saddle Clamp: Brass
Receptacle Coverplate and Closure Caps: Lexan*

Environmental

NEMA Rating: NEMA 1, 3, 4, 4X, 5, 6, 6P and 12
IEC Rating: IP55, 56, 57, 65, 66, and 67
Operating Temperature: Maximum continuous 75° C, minimum -40° C (no impact)
Temperature Rise: Maximum 30° C temperature rise at full rated current after 50 cycles of overload at 150% of rated current at a power factor of 75%.

* Trademark of SABIC Innovative Plastics IPB



Plug and Connector

Description	Plug		Connector	
	Woodhead No.	Order No.	Woodhead No.	Order No.
With grounding tab	26W10	130147-0017	27W10	130147-0041



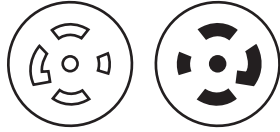
Receptacle

Description	Single Flip Lid Female Receptacle		Single Flip Lid Male Receptacle		Connector for Male Receptacle	
	Woodhead No.	Order No.	Woodhead No.	Order No.	Woodhead No.	Order No.
Yellow	67W10	130147-0140	66W10	130147-0126	27W10MB	130147-0043

For closure caps and additional support with strain relief grips, see accessories F4 body size

Watertite® Wet Location Locking Blade 30A 120/208V 3ØY 4-Pole/5-Wire NEMA L21-30

D
Wiring Devices



Features and Benefits

- Multiple seal plug/connector interface keeps out contaminants; resists vapor and water from high-pressure wash down up to 1000psi
- Color-coded ¼" terminal screws preset in open position, ready to wire
- Wire screw terminals are tri-drive to be used with straight blade, Phillips and square-drive screw drivers
- Floating blade construction provides self-alignment, and a better mechanical and electrical connection minimizing wear and heat generation
- Transparent wiring guide to verify all wire strands are in place before securing wire
- Captive, tri-drive head, Stainless Steel, speed screw provides easy assembly and long life
- Three piece strain relief seals cord without damaging the cord

Reference Information

UL File No.: Plug and Connector—E10176
Receptacle—E68122
CSA File No.: LR6837
NSF File No.: NSF/ANSI/3-A 14159-1



Physical

Cord Grip Body Size: F4 1"
Plug Blades and Connector Contacts: Nickel-plated Brass
Outer Housing and Grommet: NEeTEX® Paracril OZO rubber
Face Screws: Stainless Steel
Face Insert: Nylon
Wire Saddle Clamp: Brass
Receptacle Coverplate and Closure Caps: Lexan*

Environmental

NEMA Rating: NEMA 1, 3, 4, 4X, 5, 6, 6P and 12
IEC Rating: IP55, 56, 57, 65, 66, and 67
Operating Temperature: Maximum continuous 75° C, minimum -40° C (no impact)
Temperature Rise: Maximum 30° C temperature rise at full rated current after 50 cycles of overload at 150% of rated current at a power factor of 75%.

* Trademark of SABIC Innovative Plastics IPB



Plug and Connector

Description	Plug		Connector	
	Woodhead No.	Order No.	Woodhead No.	Order No.
Yellow	28W81	130147-0085	29W81	130147-0116




Receptacle

Description	Single Flip Lid Female Receptacle		Single Flip Lid Male Receptacle		Connector for Male Receptacle	
	Woodhead No.	Order No.	Woodhead No.	Order No.	Woodhead No.	Order No.
Yellow	69W81	130147-0177	68W81	130147-0163	29W81MB	130147-0117

For closure caps and additional support with strain relief grips, see accessories F4 body size

**Watertite® Wet Location
Locking Blade
30A 277/480V 3ØY
4-Pole/5-Wire
NEMA L22-30**



Features and Benefits

- Multiple seal plug/connector interface keeps out contaminants; resists vapor and water from high-pressure wash down up to 1000psi
- Color-coded ¼" terminal screws preset in open position, ready to wire
- Wire screw terminals are tri-drive to be used with straight blade, Phillips and square-drive screw drivers
- Floating blade construction provides self-alignment, and a better mechanical and electrical connection minimizing wear and heat generation
- Transparent wiring guide to verify all wire strands are in place before securing wire
- Captive, tri-drive head, Stainless Steel, speed screw provides easy assembly and long life
- Three piece strain relief seals cord without damaging the cord

Reference Information

UL File No.: Plug and Connector—E10176
Receptacle—E68122
CSA File No.: LR6837
NSF File No.: NSF/ANSI/3-A 14159-1



Physical

Cord Grip Body Size: F4 1"
Plug Blades and Connector Contacts: Nickel-plated Brass
Outer Housing and Grommet: NEoTEX® Paracril OZO rubber
Face Screws: Stainless Steel
Face Insert: Nylon
Wire Saddle Clamp: Brass
Receptacle Coverplate and Closure Caps: Lexan*

Environmental

NEMA Rating: NEMA 1, 3, 4, 4X, 5, 6, 6P and 12
IEC Rating: IP55, 56, 57, 65, 66, and 67
Operating Temperature: Maximum continuous 75° C, minimum -40° C (no impact)
Temperature Rise: Maximum 30° C temperature rise at full rated current after 50 cycles of overload at 150% of rated current at a power factor of 75%.

* Trademark of SABIC Innovative Plastics IPB



Plug and Connector

Description	Plug		Connector	
	Woodhead No.	Order No.	Woodhead No.	Order No.
Yellow	28W82	130147-0086	29W82	130147-0118




Receptacle

Description	Single Flip Lid Female Receptacle		Single Flip Lid Male Receptacle		Connector for Male Receptacle	
	Woodhead No.	Order No.	Woodhead No.	Order No.	Woodhead No.	Order No.
Yellow	69W82	130147-0178	68W82	130147-0164	29W82MB	130147-0119

For closure caps and additional support with strain relief grips, see accessories F4 body size

Watertite® Wet Location Locking Blade 30A 347/600V 3ØY 4-Pole/5-Wire NEMA L23-30

Wiring Devices



Features and Benefits

- Multiple seal plug/connector interface keeps out contaminants; resists vapor and water from high-pressure wash down up to 1000psi
- Color-coded ¼" terminal screws preset in open position, ready to wire
- Wire screw terminals are tri-drive to be used with straight blade, Phillips and square-drive screw drivers
- Floating blade construction provides self-alignment, and a better mechanical and electrical connection minimizing wear and heat generation
- Transparent wiring guide to verify all wire strands are in place before securing wire
- Captive, tri-drive head, Stainless Steel, speed screw provides easy assembly and long life
- Three piece strain relief seals cord without damaging the cord

Reference Information

UL File No.: Plug and Connector—E10176
Receptacle—E68122
CSA File No.: LR6837
NSF File No.: NSF/ANSI/3-A 14159-1



Physical

Cord Grip Body Size: F4 1"
Plug Blades and Connector Contacts: Nickel-plated Brass
Outer Housing and Grommet: NEeTEX® Paracril OZO rubber
Face Screws: Stainless Steel
Face Insert: Nylon
Wire Saddle Clamp: Brass
Receptacle Coverplate and Closure Caps: Lexan*

Environmental

NEMA Rating: NEMA 1, 3, 4, 4X, 5, 6, 6P and 12
IEC Rating: IP55, 56, 57, 65, 66, and 67
Operating Temperature: Maximum continuous 75° C, minimum -40° C (no impact)
Temperature Rise: Maximum 30° C temperature rise at full rated current after 50 cycles of overload at 150% of rated current at a power factor of 75%.

* Trademark of SABIC Innovative Plastics IPB



Plug and Connector

Description	Plug		Connector	
	Woodhead No.	Order No.	Woodhead No.	Order No.
Yellow	28W83	130147-0088	29W83	130147-0120



Receptacle

Description	Single Flip Lid Female Receptacle		Single Flip Lid Male Receptacle		Connector for Male Receptacle	
	Woodhead No.	Order No.	Woodhead No.	Order No.	Woodhead No.	Order No.
Yellow	69W83	130147-0179	68W83	130147-0165	29W83MB	130147-0121

For closure caps and additional support with strain relief grips, see accessories F4 body size

Watertite® Wet Location Accessories

Features and Benefits

- Replacement part
- Easy to install

Physical

Form Size: F2 ½"

Environmental

Rating: Watertite



Accessories for F2 Body Size

Description	Plug		Connector	
	Woodhead No.	Order No.	Woodhead No.	Order No.
Closure cover, F2, yellow	14W	130155-0020		
Closure cover, F2, black	14WBLK	130155-0021		
Closure cover, F2, yellow			50W50*	130155-0077
Closure cover, F2, black			50W50BLK*	130155-0078

No UL or CSA

Watertite® Wet Location Accessories

Features and Benefits

- Replacement part
- Easy to install

Physical

Form Size: F3 ¾"

Environmental

Rating: Watertite



Accessories for F3 Body Size

Description	Plug		Connector	
	Woodhead No.	Order No.	Woodhead No.	Order No.
Closure cover, F3, yellow	26W	130155-0028		
Closure cover, F3, black	26WBLK	130155-0029		
Closure cover, F3, yellow			50W52	130155-0080
Closure cover, F3, black			50W52BLK	130155-0081

Watertite® Wet Location Accessories

Features and Benefits

- Replacement part
- Easy to install

Physical

Form Size: F4 1"

Environmental

Rating: Watertite



D
Wiring Devices

Accessories for F4 Body Size

Description	Plug		Connector	
	Woodhead No.	Order No.	Woodhead No.	Order No.
Closure cover, F4, yellow	28W	130155-0030		
Closure cover, F4, black	28WBLK	130155-0031		
Closure cover, F4, yellow			50W54	130155-0082
Closure cover, F4, black			50W54BLK	130155-0083

Watertite® Wet Location Accessories

Features and Benefits

- Replacement part
- Easy to install

Physical

Form Size: F5 1¼"

Environmental

Rating: Watertite



Accessories for F5 Body Size

Description	Plug		Connector	
	Woodhead No.	Order No.	Woodhead No.	Order No.
Closure cover, F5, yellow	30W	130155-0032		
Closure cover, F5, yellow			50W56	130155-0084

Wiring Devices

Watertite® Wet-Location Grommets

Listed below and indicated by ● are the cord bushings (grommets) normally supplied with Watertite® devices. Other diameters are available if larger or smaller diameter grommets are required.



½" Cord Grip — F2 Body Size

Cord Diameter	Color	14W04/ 15W04	14W07/ 15W07	14W19	14W33/ 15W33	14W34/ 15W34	14W47/ 15W47	14W48/ 15W48	14W49/ 15W49	24W07/ 25W07	24W34/ 25W34	24W47/ 25W47	24W49/ 25W49	26W07/ 27W07	Woodhead No.	Order No.
0.062-0.125"	Black														00-4978	130180-0405
0.125-0.187"	Yellow														00-4970	130180-0401
0.187-0.250"	Orange														00-4971	130180-0402
0.250-0.312"	Black	●	●	●	●	●	●	●	●	●	●	●	●	●	00-4972	130180-0403
0.312-0.375"	Gray	●	●	●	●	●	●	●	●	●	●	●	●	●	00-5263	130180-0286
0.375-0.437"	Green	●	●	●	●	●	●	●	●	●	●	●	●	●	00-5264	130180-0287
0.437-0.500"	Orange														00-4975	130180-0404
0.500-0.562"	Black	●	●	●	●	●	●	●	●	●	●	●	●	●	00-5266	130180-0288
0.562-0.625"	Gray	●	●	●	●	●	●	●	●	●	●	●	●	●	00-5267	130180-0289

¾" Cord Grip — F3 Body Size

Cord Diameter	Color	26W08/ 27W08	26W47/ 27W47	26W48/ 27W48	26W49/ 27W49	26W74/ 27W74	26W75/ 27W75	26W76/ 27W76	26W81/ 27W81	26W82/ 27W82	26W83/ 27W83	Woodhead No.	Order No.
0.187-0.250"	Orange											00-4985	130180-0407
0.250-0.375"	Gray											00-4986	130180-0408
0.375-0.437"	Green	●	●	●	●	●	●	●				00-4987	130180-0409
0.437-0.562"	Black	●	●	●	●	●	●	●				00-4980	130180-0278
0.500-0.625"	Gray	●	●	●	●							00-4981	130180-0279
0.562-0.687"	Green	●	●	●	●	●	●	●	●	●	●	00-4982	130180-0280
0.625-0.750"	Orange					●	●	●	●	●	●	00-4983	130180-0281
0.687-0.812"	Yellow								●	●	●	00-4984	130180-0406

1" Cord Grip — F4 Body Size

Cord Diameter	Color	26W09/ 27W09	26W10/ 27W10	28W08/ 29W08	28W09/ 29W09	28W47/ 29W47	28W48/ 29W48	28W49/ 29W49	28W74/ 29W74	28W75/ 29W75	28W76/ 29W76	28W77/ 29W77	28W81/ 29W81	28W82/ 29W82	28W83/ 29W83	Woodhead No.	Order No.
0.437-0.562"	Black	●		●	●	●	●	●	●	●	●	●				00-4990	130180-0410
0.500-0.625"	Gray															00-4991	130180-0411
0.562-0.687"	Green	●		●	●	●	●	●	●	●	●	●				00-4992	130180-0282
0.625-0.750"	Orange	●	●	●	●	●	●	●	●	●	●	●	●	●	●	00-4993	130180-0283
0.687-0.812"	Yellow		●										●	●	●	00-4994	130180-0412
0.750-0.875"	Black			●		●	●	●								00-4995	130180-0413
0.812-0.937"	Gray															00-4996	130180-0284
0.875-1.00"	Green	●		●	●	●	●	●	●	●	●	●				00-4997	130180-0414
1.00-1.10"	Black															00-4998	130180-0285

1¼" Cord Grip — F5 Body Size

Cord Diameter	Color	CS63W61/63W61 CS63W60/63W60	CS82W65 CS82W64	37W63 37W62	CS84W65 CS84W64	CS63W65/63W65 CS63W64/63W64	CS83W65 CS83W64	37W65 37W64	CS81W65 CS81W64	Woodhead No.	Order No.
0.750-0.875"	Orange									00-5070	130180-0308
0.875-1.000"	Yellow									00-5071	130180-0309
1.00-1.125"	Black	●	●	●	●	●	●	●	●	00-5072	130180-0310
1.125-1.25"	Green	●	●	●	●	●	●	●	●	00-5073	130180-0311
1.25-1.375"	Gray	●	●	●	●	●	●	●	●	00-5074	130180-0312

Speciality Grommets (UF Cable)

Body Size	Oval Hole	Color	Woodhead No.	Order No.
F2	5.54x10.69mm (.218-.421)	Black	00-4940	130180-0392
F2	5.54x16.26mm (.218-.640)		00-4941	130180-0393
F3	5.54x10.69mm (.218-.421)		00-4950	130180-0395
F3	5.54x16.26mm (.218-.640)		00-4951	130180-0396

Watertite® Wet Location Pin and Sleeve 3-Pole/4-Wire



Features and Benefits

- Integrally molded to cable—one continuous insulation and protection jacket with no seams
- Solid Brass contacts provide maximum conductivity, minimum resistance, and long term durability
- Spring-loaded Brass sockets ensure constant contact, wipe connection surfaces clean on every insertion, and minimize heat buildup
- Safe connection and disconnection with mate-first, break-last ground contact
- Rated for high-power applications

Electrical

Voltage: 600V AC
Current: 30A or 60A
Ground Contact: Mate first, break last

Physical

Material: Neoprene (CPE)
Plug Pins and Connector Sockets: Solid Brass
Cable: MHSA approved

Environmental

Duty Type: General Industrial Duty

DW4 Series

Description	Current	Cable Length	Cable Outside Diameter	Plug		Connector	
				Woodhead No.	Order No.	Woodhead No.	Order No.
8 AWG, 4-conductor SOOW cable	30A	1.83m (6')	18.03mm (.710")	DW4M20	130150-0320		
						DW4F20	130150-0325



DW730 Series, Fused Plug

Description	Current	Cable Length	Cable Outside Diameter	Plug		Connector		Receptacle	
				Woodhead No.	Order No.	Woodhead No.	Order No.	Woodhead No.	Order No.
8 AWG, 4-conductor SOOW cable	30A	1.98m (6.5')	18.03mm (.710")	DW730-30M	130155-0182				
						DW730-30F	130155-0190		
								DW730-30R	130155-0183



DW760 Series, Fused Plug

Description	Current	Cable Length	Cable Outside Diameter	Plug		Connector		Receptacle	
				Woodhead No.	Order No.	Woodhead No.	Order No.	Woodhead No.	Order No.
6 AWG, 4-conductor SOOW cable	60A	1.83m (6')	23.62mm (.930")	DW760-60M	130155-0185				
		11.58m (38')		DW760-60M38	130155-0192				
		22.86m (75')		DW760-60M75	130155-0186				
		1.83m (6')				DW760-60F	130155-0184		
								DW760-60R	130155-0187

Watertite® Pin and Sleeve Devices Industrial Duty

Features and Benefits

- IP67 rated
- Deadfront construction
- Self-adjusting split contact sleeves. Nickel-plated Steel spring compensates for wear, maintains constant pressure along contact surface to ensure electrical continuity and grounding
- Latching mechanism prevents accidental disengagement
- Keyway for fast, accurate alignment
- Internal strain relief with “swing away” feature
- External strain relief reduces bending arc of cable
- Large, identified terminals accept conductors one or two sizes larger or smaller than normal
- “Onion ring” neoprene bushing in cable grip accommodates wide range of cable sizes

Physical

Pins: Brass
Housing: Type G nylon
Contact Carrier: Type G nylon

Environmental

IEC Rating: IP44
IEC Standards*: 309-1 and 309-2

Applications

- Temporary power systems
- Power disconnect for portable processing equipment
- Machinery intended for export and users of foreign-built equipment

* IEC 309-1 and 309-2 are a worldwide pin and sleeve standard established by the International Electrotechnical Commission. It meets requirements of Section 410-56(g) of the National Electrical Code

D

Wiring Devices



20A Watertite Devices

Pole/Wire	Color	Voltage	Receptacle		Plug		Connector	
			Woodhead No.	Order No.	Woodhead No.	Order No.	Woodhead No.	Order No.
2-Pole/3-Wire	Yellow	125	320R4W	130150-0057	320P4W	130150-0050	320C4W	130150-0037
2-Pole/3-Wire	Blue	250	320R6W	130150-0059	320P6W	130150-0053	320C6W	130150-0040
3-Pole/4-Wire	Orange	125/250	420R12W	130150-0144	420P12W	130150-0136	420C12W	130198-0118
3-Pole/4-Wire	Blue	3ø250	420R9W	130150-0150	420P9W	130150-0142	420C9W	130150-0129
3-Pole/4-Wire	Red	3ø480	420R7W	130150-0148	420P7W	130150-0148	420C7W	130150-0128
3-Pole/4-Wire	Black	3ø600	420R5W	130150-0146	420P5W	130150-0138	420C5W	130150-0126

30A Watertite Devices

Pole/Wire	Color	Voltage	Receptacle		Plug		Connector	
			Woodhead No.	Order No.	Woodhead No.	Order No.	Woodhead No.	Order No.
3-Pole/4-Wire	Blue	3ø250	430R9W	130150-0179	430P9W	130150-0173	430C9W	130150-0160
3-Pole/4-Wire	Gray	3ø480	430R7W	130150-0177	430P7W	130150-0171	430C7W	130150-0158
3-Pole/4-Wire	Red	3ø600	430R5W	130150-0175	430P5W	130150-0169	430C5W	130150-0156

60A Watertite Devices

Pole/Wire	Color	Voltage	Receptacle		Plug		Connector	
			Woodhead No.	Order No.	Woodhead No.	Order No.	Woodhead No.	Order No.
3-Pole/4-Wire	Orange	125/250	460R12W	130150-0207	460P12W	130150-0199	460C12W	130150-0186
3-Pole/4-Wire	Blue	3ø250	460R9W	130150-0213	460P9W	130150-0205	460C9W	130150-0192
3-Pole/4-Wire	Red	3ø480	460R7W	130150-0211	460P7W	130150-0203	460C7W	130150-0190
3-Pole/4-Wire	Black	3ø600	460R5W	130150-0209	460P5W	130150-0201	460C5W	130150-0188

100A Watertite Devices

Pole/Wire	Color	Voltage	Receptacle		Plug		Connector	
			Woodhead No.	Order No.	Woodhead No.	Order No.	Woodhead No.	Order No.
3-Pole/4-Wire	Orange	125/250	4100R12W	130150-0116	4100P12W	130150-0112	4100C12W	130150-0105
3-Pole/4-Wire	Blue	3ø250	4100R9W	130150-0119	4100P9W	130150-0115	4100C9W	130150-0108
3-Pole/4-Wire	Red	3ø480	4100R7W	130150-0118	4100P7W	130150-0114	4100C7W	130150-0107
3-Pole/4-Wire	Black	3ø600	4100R5W	130150-0117	4100P5W	130150-0113	4100C5W	130150-0106

Note: Angled inlet and mechanical interlock also available for 2-Pole/3-Wire, 4-Pole/5-Wire.

See Technical Section at the end of the Wiring Device Section for further IEC 309 information.

HEAVY-DUTY INDUSTRIAL



WOODHEAD® TOUGH NYLON SAFEWAY® AND SUPER-SAFEWAY™ RUBBERIZED WIRING DEVICES ARE DESIGNED FOR USE IN RUGGED INDUSTRIAL ENVIRONMENTS

Woodhead Super-Safeway products are heavy-duty industrial-wiring devices designed for abusive conditions and dependable performance for applications that demand the unmatched durability that rubber exclusively delivers. These rubberized industrial devices are the only wiring devices made of NEÖTEX® Paracril OZO rubber, a rubber construction that yields ultimate performance within a wide temperature range, around many oils and chemicals and abrasive conditions.


FEATURES AND BENEFITS

Super-Safeway	Rubber construction	An ultimate solution for temperature, chemical and abrasion resistance
Safeway and Super-Safeway	Self-aligning blades	Lower operating temperatures yielding longer life
	Wiring screw terminals backed out	Provides easier and quicker wiring
	Stainless-steel assembly screw	Provides a stronger, more long-lasting product

APPLICATIONS

- Aircraft construction/airports
- Construction site
- Facility maintenance
- Petrochemical
- Pulp and paper manufacturing

Industrial Duty Wiring Devices Straight Blade 15A 125V 2-Pole/2-Wire NEMA 1-15



Features and Benefits

- NEōTEX® Paracril OZO rubber body yields the best performance for abrasion, chemical exposure and temperature extremes within the Super-Safeway™ offering
- Rugged nylon bodies within the Safeway® offering provide exceptional durability and performance
- Color-coded ¼" terminal screws pre-set in open position, ready to wire
- Wire screw terminals are tri-drive to be used with straight blade, Phillips and square-drive screw drivers
- Floating blade construction provides self-alignment, and a better mechanical and electrical connection minimizing wear and heat generation
- Transparent wiring guide to verify all wire strands are in place before securing wire
- Captive, tri-drive head, Stainless Steel, speed screw provides easy assembly and long life
- Two-piece cord-clamp strain relief includes tri-drive screws to firmly secure the cord

Reference Information

UL File No.: E10176
CSA File No.: LR6837



Physical

Plug blades and connector contacts: Nickel-plated Brass
Super-Safeway Outer Housing: NEōTEX Paracril OZO rubber

Safeway Outer Housing: Nylon
Face Screws: Stainless Steel
Face Insert: Nylon
Wire Saddle Clamp: Brass
Cord Clamp Screws: Steel, Zinc-plated
Plug/Connector Range: .335 to .640"

Environmental

Operating Temperature: Maximum continuous 75° C, minimum -40° C (no impact)
Temperature Rise: Maximum 30° C temperature rise at full rated current after 50 cycles of overload at 150% of rated current at a power factor of 75%.



Super-Safeway Industrial Rubber Plug and Connector

Description	Plug		Connector	
	Woodhead No.	Order No.	Woodhead No.	Order No.
Yellow rubber	1404	130141-0006	1504	130141-0023
Yellow rubber, Polarized	1419	130141-0008		



Safeway Industrial Nylon Plug and Connector


Description	Plug		Connector	
	Woodhead No.	Order No.	Woodhead No.	Order No.
Black and white	5166	130144-0034	5169	130144-0035
Black and white, polarized	5176	130144-0008		

Find adapters and technical support at the end of this section

Industrial Duty Wiring Devices Straight Blade 15A 125V 2-Pole/2-Wire NEMA 1-15

Wiring Devices

D



Safeway Inlet

Description	Single Male Inlet	
	Woodhead No.	Order No.
White, flanged	1404MB	130149-0005



Super-Safeway Industrial Rubber Cordset

Description	Cord Length	Woodhead No.	Order No.
Yellow 16 gauge SOOW cord	7.62m (25.0')	1404A162	130143-0083

Find adapters and technical support at the end of this section

Features and Benefits

- NEoTEX® Paracril OZO rubber body yields the best performance for abrasion, chemical exposure and temperature extremes within the Super-Safeway™ offering
- Rugged nylon bodies within the Safeway® offering provide exceptional durability and performance
- Color-coded ¼" terminal screws pre-set in open position, ready to wire
- Wire screw terminals are tri-drive to be used with straight blade, Phillips and square-drive screw drivers
- Floating blade construction provides self-alignment, and a better mechanical and electrical connection minimizing wear and heat generation
- Transparent wiring guide to verify all wire strands are in place before securing wire
- Captive, tri-drive head, Stainless Steel, speed screw provides easy assembly and long life
- Two-piece cord-clamp strain relief includes tri-drive screws to firmly secure the cord

Reference Information

UL File No.: Receptacle—E46231

Cordset—E38085

CSA File No.: LR6837



Physical

Plug blades and connector contacts: Nickel-plated Brass
Super-Safeway Outer Housing: NEoTEX Paracril OZO rubber

Safeway Outer Housing: Nylon

Face Screws: Stainless Steel

Face Insert: Nylon

Wire Saddle Clamp: Brass

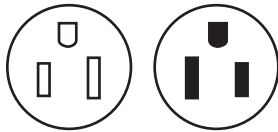
Cord Clamp Screws: Steel, Zinc-plated

Environmental

Operating Temperature: Maximum continuous 75° C, minimum -40° C (no impact)

Temperature Rise: Maximum 30° C temperature rise at full rated current after 50 cycles of overload at 150% of rated current at a power factor of 75%.

Industrial Duty Wiring Devices Straight Blade 15A 125V 2-Pole/3-Wire NEMA 5-15



Features and Benefits

- NEoTEX® Paracril OZO rubber body yields the best performance for abrasion, chemical exposure and temperature extremes within the Super-Safeway™ offering
- Rugged nylon bodies within the Safeway® offering provide exceptional durability and performance.
- Color-coded ¼" terminal screws pre-set in open position, ready to wire
- Wire screw terminals are tri-drive to be used with straight blade, Phillips and square-drive screw drivers
- Floating blade construction provides self-alignment, and a better mechanical and electrical connection minimizing wear and heat generation
- Transparent wiring guide to verify all wire strands are in place before securing wire
- Captive, tri-drive head, Stainless Steel, speed screw provides easy assembly and long life
- Two-piece cord-clamp strain relief includes tri-drive screws to firmly secure the cord

Reference Information

UL File No.: E10176
CSA File No.: LR6837



Physical

Plug blades and connector contacts: Nickel-plated Brass
Super-Safeway Outer Housing: NEoTEX Paracril OZO rubber

Safeway Outer Housing: Nylon
Face Screws: Stainless Steel
Face Insert: Nylon
Wire Saddle Clamp: Brass
Cord Clamp Screws: Steel, Zinc-plated
Plug/Connector Range: .335 to .640"

Environmental

Operating Temperature: Maximum continuous 75° C, minimum -40° C (no impact)
Temperature Rise: Maximum 30° C temperature rise at full rated current after 50 cycles of overload at 150% of rated current at a power factor of 75%.



Super-Safeway Industrial Rubber Plug and Connector

Description	Plug		Connector		Lighted Plug		Lighted Connector	
	Woodhead No.	Order No.	Woodhead No.	Order No.	Woodhead No.	Order No.	Woodhead No.	Order No.
Yellow rubber	1447	130141-0015	1547	130141-0031			15L47 ¹	130141-0040
Black rubber	1447BLK	130141-0016	1547BLK	130141-0032			15L47BLK ¹	130141-0041
Yellow rubber, ground continuity monitor					1447EZ*	130141-0017	1547GCM*	130141-0033



Super-Safeway Industrial Rubber Plug and Connector

Description	Plug		Lighted Connector	
	Woodhead No.	Order No.	Woodhead No.	Order No.
Hospital duty, black rubber, grommet-style grip	85000	130141-0070		
Hospital duty, gray rubber, grommet-style grip			85002*	130141-0071

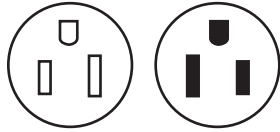
* Ground Continuity Monitor lights indicating a good ground is present

¹ Light indicates power is present

Find adapters and technical support at the end of this section

Industrial Duty Wiring Devices Straight Blade 15A 125V 2-Pole/3-Wire NEMA 5-15

Wiring Devices



Features and Benefits

- NEoTEX® Paracril OZO rubber body yields the best performance for abrasion, chemical exposure and temperature extremes within the Super-Safeway™ offering
- Rugged nylon bodies within the Safeway® offering provide exceptional durability and performance
- Color-coded ¼" terminal screws pre-set in open position, ready to wire
- Wire screw terminals are tri-drive to be used with straight blade, Phillips and square-drive screw drivers
- Floating blade construction provides self-alignment, and a better mechanical and electrical connection minimizing wear and heat generation
- Transparent wiring guide to verify all wire strands are in place before securing wire
- Captive, tri-drive head, Stainless Steel, speed screw provides easy assembly and long life
- Two-piece cord-clamp strain relief includes tri-drive screws to firmly secure the cord

Reference Information

UL File No.: E10176
CSA File No.: LR6837



Physical

Plug blades and connector contacts: Nickel-plated Brass
Super-Safeway Outer Housing: NEoTEX Paracril OZO rubber
Safeway Outer Housing: Nylon
Face Screws: Stainless Steel
Face Insert: Nylon
Wire Saddle Clamp: Brass
Cord Clamp Screws: Steel, Zinc-plated
Plug/Connector Range: .335 to .640"

Environmental

Operating Temperature: Maximum continuous 75° C, minimum -40° C (no impact)
Temperature Rise: Maximum 30° C temperature rise at full rated current after 50 cycles of overload at 150% of rated current at a power factor of 75%.



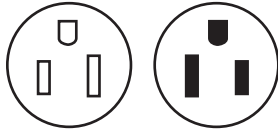
Safeway Industrial Nylon Plug and Connector

Description	Plug		Connector		Lighted Plug		Lighted Connector	
	Woodhead No.	Order No.	Woodhead No.	Order No.	Woodhead No.	Order No.	Woodhead No.	Order No.
Black and white	5266	130144-0036	5269	130144-0044				
Yellow and white	5266YL	130144-0043	5269YL	130144-0050				
Black, hospital duty	85266	130144-0078	85269	130144-0080				
Yellow, hospital duty	85266YL	130144-0079	85269YL	130144-0081				
Transparent, hospital duty	85447	130144-0087	85547	130144-0089	85447L	130144-0088	5269L	130144-0048
Yellow, right angle	14R47	130144-0016						
Transparent, right angle, hospital duty	85050	130144-0075						
Yellow, individually fused	14F47*	130144-0014						

* UL File No. 52190, not CSA

Find adapters and technical support at the end of this section

Industrial Duty Wiring Devices Straight Blade 15A 125V 2-Pole/3-Wire NEMA 5-15



Features and Benefits

- NEōTEX® Paracril OZO rubber body yields the best performance for abrasion, chemical exposure and temperature extremes within the Super-Safeway™ offering
- Rugged nylon bodies within the Safeway® offering provide exceptional durability and performance
- Color-coded ¼" terminal screws pre-set in open position, ready to wire
- Wire screw terminals are tri-drive to be used with straight blade, Phillips and square-drive screw drivers
- Floating blade construction provides self-alignment, and a better mechanical and electrical connection minimizing wear and heat generation
- Transparent wiring guide to verify all wire strands are in place before securing wire
- Captive, tri-drive head, Stainless Steel, speed screw provides easy assembly and long life
- Two-piece cord-clamp strain relief includes tri-drive screws to firmly secure the cord

Reference Information

UL File No.: E46237
CSA File No.: LR6837



Physical

Plug blades and connector contacts: Nickel-plated Brass
Super-Safeway Outer Housing: NEōTEX Paracril OZO rubber

Safeway Outer Housing: Nylon

Face Screws: Stainless Steel

Face Insert: Nylon

Wire Saddle Clamp: Brass

Cord Clamp Screws: Steel, Zinc-plated

Environmental

Operating Temperature: Maximum continuous 75° C, minimum -40° C (no impact)

Temperature Rise: Maximum 30° C temperature rise at full rated current after 50 cycles of overload at 150% of rated current at a power factor of 75%.

D

Wiring Devices



5261DW



1547MB



5252DWBK



5262DWCR



1447MB



85447MB

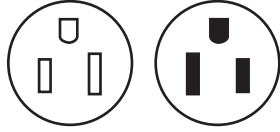
Safeway Receptacle and Inlet

Description	Single Receptacle		Duplex Receptacle		Single Male Inlet	
	Woodhead No.	Order No.	Woodhead No.	Order No.	Woodhead No.	Order No.
White, flanged	1547MB	130149-0012			1447MB	130149-0008
White, flanged, hospital duty					85447MB	130149-0094
Brown			5252DW	130148-0075		
Black			5252DWBK	130148-0076		
Brown, heavy-duty	5261DW	130149-0087	5262DW	130148-0083		
Ivory, heavy-duty	5261DWI	130149-0088	5262DWI	130148-0086		
White, heavy-duty			5262DWW	130148-0089		
Yellow, heavy-duty corrosion resistant			5262DWCR	130148-0084		
Brown, heavy duty, hospital duty			85262DW	130148-0114		
Ivory, heavy duty, hospital duty			85262DWI	130148-0115		
Red, heavy duty, hospital duty			85262DWR	130148-0116		
White, heavy duty, hospital duty			85262DWW	130148-0117		

Find adapters and technical support at the end of this section

Industrial Duty Wiring Devices Straight Blade 15A 125V 2-Pole/3-Wire NEMA 5-15

Wiring Devices



Features and Benefits

- NEoTEX® Paracril OZO rubber body yields the best performance for abrasion, chemical exposure and temperature extremes within the Super-Safeway™ offering
- Rugged nylon bodies within the Safeway® offering provide exceptional durability and performance
- Color-coded ¼" terminal screws pre-set in open position, ready to wire
- Wire screw terminals are tri-drive to be used with straight blade, Phillips and square-drive screw drivers
- Floating blade construction provides self-alignment, and a better mechanical and electrical connection minimizing wear and heat generation
- Transparent wiring guide to verify all wire strands are in place before securing wire
- Captive, tri-drive head, Stainless Steel, speed screw provides easy assembly and long life
- Two-piece cord-clamp strain relief includes tri-drive screws to firmly secure the cord

Reference Information

UL File No.: E38085
CSA File No.: LR6837



Physical

Plug blades and connector contacts: Nickel-plated Brass
Super-Safeway Outer Housing: NEoTEX Paracril OZO rubber

Safeway Outer Housing: Nylon

Face Screws: Stainless Steel

Face Insert: Nylon

Wire Saddle Clamp: Brass

Cord Clamp Screws: Steel, Zinc-plated

Environmental

Operating Temperature: Maximum continuous 75° C, minimum -40° C (no impact)

Temperature Rise: Maximum 30° C temperature rise at full rated current after 50 cycles of overload at 150% of rated current at a power factor of 75%.



Super-Safeway Industrial Rubber Cordset

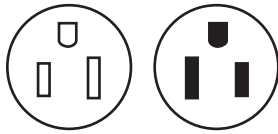
Description	Cord Length	Woodhead No.	Order No.
Yellow 16 gauge S00W cord	7.62m (25.0')	1447A163	130143-0097
	15.24m (50.0')	1447B163	130143-0104
	30.48m (100.0')	1447D163	130143-0113
Yellow 14 gauge S00W cord	1.83m (6.0')	1447L143	130143-0114
	7.62m (25.0')	1447A143	130143-0095
	15.24m (50.0')	1447B143	130143-0102
	30.48m (100.0')	1447D143	130143-0111
Yellow 12 gauge S00W cord	7.62m (25.0')	1447A123	130143-0093
	15.24m (50.0')	1447B123	130143-0099

Super-Safeway Industrial Rubber Cordset with Inline GFCI

Description	Cord Length	Woodhead No.	Order No.
Yellow, 14 gauge SJOW cord with inline GFCI	15.24m (50.0')	1447B143IN	130143-0103

Find adapters and technical support at the end of this section

Industrial Duty Wiring Devices Straight Blade 15A 125V 2-Pole/3-Wire NEMA 5-15



Features and Benefits

- NEōTEX® Paracril OZO rubber body yields the best performance for abrasion, chemical exposure and temperature extremes within the Super-Safeway™ offering
- Rugged nylon bodies within the Safeway® offering provide exceptional durability and performance
- Color-coded ¼" terminal screws pre-set in open position, ready to wire
- Wire screw terminals are tri-drive to be used with straight blade, Phillips and square-drive screw drivers
- Floating blade construction provides self-alignment, and a better mechanical and electrical connection minimizing wear and heat generation
- Transparent wiring guide to verify all wire strands are in place before securing wire
- Captive, tri-drive head, Stainless Steel, speed screw provides easy assembly and long life
- Two-piece cord-clamp strain relief includes tri-drive screws to firmly secure the cord

Reference Information

UL File No.: E38085

Y and W Non-Inline GFCI Cordset—E38085

CSA File No.: LR6837

Y and W Non-Inline GFCI Cordset—LL52750



Physical

Plug blades and connector contacts: Nickel-plated Brass
Super-Safeway Outer Housing: NEōTEX Paracril OZO rubber

Safeway Outer Housing: Nylon

Face Screws: Stainless Steel

Face Insert: Nylon

Wire Saddle Clamp: Brass

Cord Clamp Screws: Steel, Zinc-plated

Environmental

Operating Temperature: Maximum continuous 75° C, minimum -40° C (no impact)

Temperature Rise: Maximum 30° C temperature rise at full rated current after 50 cycles of overload at 150% of rated current at a power factor of 75%.



Super-Safeway Industrial Rubber Molded Y and W Cordset

Description	Color	Y-Cordset, 3.0'		W-Cordset, 3.0'	
		Woodhead No.	Order No.	Woodhead No.	Order No.
Yellow, 12 gauge SOOW cord	Yellow	1447-Y	130154-0038	1447-W	130154-0035
Black, 12 gauge SOOW cord	Black	1447-YB	130154-0039		



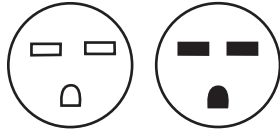
Super-Safeway Industrial Rubber Molded Cordset

Description	Y-Cordset, 3.0'		W-Cordset, 3.0'	
	Woodhead No.	Order No.	Woodhead No.	Order No.
Yellow, 12 gauge SJOW cord with inline GFCI	1447-Y-IN	130154-0040	1447-W-IN	130154-0037

Find adapters and technical support at the end of this section

Industrial Duty Wiring Devices Straight Blade 15A 250V 2-Pole/3-Wire NEMA 6-15

Wiring Devices



Features and Benefits

- NEoTEX® Paracril OZO rubber body yields the best performance for abrasion, chemical exposure and temperature extremes within the Super-Safeway™ offering
- Rugged nylon bodies within the Safeway® offering provide exceptional durability and performance
- Color-coded ¼" terminal screws pre-set in open position, ready to wire
- Wire screw terminals are tri-drive to be used with straight blade, Phillips and square-drive screw drivers
- Floating blade construction provides self-alignment, and a better mechanical and electrical connection minimizing wear and heat generation
- Transparent wiring guide to verify all wire strands are in place before securing wire
- Captive, tri-drive head, Stainless Steel, speed screw provides easy assembly and long life
- Two-piece cord-clamp strain relief includes tri-drive screws to firmly secure the cord

Reference Information

UL File No.: Plug and Connector—E10176

Receptacle—E46237

CSA File No.: LR6837



Physical

Plug blades and connector contacts: Nickel-plated Brass
Super-Safeway Outer Housing: NEoTEX Paracril OZO rubber

Safeway Outer Housing: Nylon

Face Screws: Stainless Steel

Face Insert: Nylon

Wire Saddle Clamp: Brass

Cord Clamp Screws: Steel, Zinc-plated

Plug/Connector Range: .335 to .640"

Environmental

Operating Temperature: Maximum continuous 75° C, minimum -40° C (no impact)

Temperature Rise: Maximum 30° C temperature rise at full rated current after 50 cycles of overload at 150% of rated current at a power factor of 75%.



Super-Safeway Industrial Rubber Plug and Connector

Description	Plug		Connector	
	Woodhead No.	Order No.	Woodhead No.	Order No.
Yellow rubber	1449	130141-0022	1549	130141-0038



Safeway Industrial Nylon Plug and Connector

Description	Plug		Connector	
	Woodhead No.	Order No.	Woodhead No.	Order No.
Black and white	5666	130144-0065	5669	130144-0067

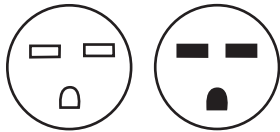


Safeway Receptacle and Inlet

Description	Duplex Receptacle	
	Woodhead No.	Order No.
Brown, heavy-duty	5662DW	130148-0111
Yellow, heavy-duty corrosion resistant	5662DWCR	130148-0112

Find adapters and technical support at the end of this section.

Industrial Duty Wiring Devices Straight Blade 15A 250V 2-Pole/3-Wire NEMA 6-15



Features and Benefits

- NEōTEX® Paracril OZO rubber body yields the best performance for abrasion, chemical exposure and temperature extremes within the Super-Safeway™ offering
- Rugged nylon bodies within the Safeway® offering provide exceptional durability and performance
- Color-coded ¼" terminal screws pre-set in open position, ready to wire
- Wire screw terminals are tri-drive to be used with straight blade, Phillips and square-drive screw drivers
- Floating blade construction provides self-alignment, and a better mechanical and electrical connection minimizing wear and heat generation
- Transparent wiring guide to verify all wire strands are in place before securing wire
- Captive, tri-drive head, Stainless Steel, speed screw provides easy assembly and long life
- Two-piece cord-clamp strain relief includes tri-drive screws to firmly secure the cord

Reference Information

UL File No.: E38085
W Cordset—E38085
CSA File No.: LR6837
W Cordset—LL52750



Physical

Plug blades and connector contacts: Nickel-plated Brass
Super-Safeway Outer Housing: NEōTEX Paracril OZO rubber
Safeway Outer Housing: Nylon
Face Screws: Stainless Steel
Face Insert: Nylon
Wire Saddle Clamp: Brass
Cord Clamp Screws: Steel, Zinc-plated

Environmental

Operating Temperature: Maximum continuous 75° C, minimum -40° C (no impact)
Temperature Rise: Maximum 30° C temperature rise at full rated current after 50 cycles of overload at 150% of rated current at a power factor of 75%.

D

Wiring Devices



Super-Safeway Industrial Rubber Cordset

Description	Cord Length	Woodhead No.	Order No.
Yellow 14 gauge SOOW cord	15.24m (50.0')	1449B143	130143-0119



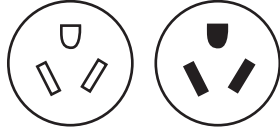
Super-Safeway Industrial Rubber Molded W Cordset

Description	W-Cordset, 3.0'	
	Woodhead No.	Order No.
Yellow 12 gauge SOOW cord	1449-W	130154-0042

Find adapters and technical support at the end of this section

Industrial Duty Wiring Devices Straight Blade 15A 277V 2-Pole/3-Wire NEMA 7-15

Wiring Devices



Features and Benefits

- NEoTEX® Paracril OZO rubber body yields the best performance for abrasion, chemical exposure and temperature extremes within the Super-Safeway™ offering
- Rugged nylon bodies within the Safeway® offering provide exceptional durability and performance
- Color-coded ¼" terminal screws pre-set in open position, ready to wire
- Wire screw terminals are tri-drive to be used with straight blade, Phillips and square-drive screw drivers
- Floating blade construction provides self-alignment, and a better mechanical and electrical connection minimizing wear and heat generation
- Transparent wiring guide to verify all wire strands are in place before securing wire
- Captive, tri-drive head, Stainless Steel, speed screw provides easy assembly and long life
- Two-piece cord-clamp strain relief includes tri-drive screws to firmly secure the cord

Reference Information

UL File No.: E10176
CSA File No.: LR6837



Physical

Plug blades and connector contacts: Nickel-plated Brass
Super-Safeway Outer Housing: NEoTEX Paracril OZO rubber

Safeway Outer Housing: Nylon

Face Screws: Stainless Steel

Face Insert: Nylon

Wire Saddle Clamp: Brass

Cord Clamp Screws: Steel, Zinc-plated

Plug/Connector Range: .335 to .640"

Environmental

Operating Temperature: Maximum continuous 75° C, minimum -40° C (no impact)

Temperature Rise: Maximum 30° C temperature rise at full rated current after 50 cycles of overload at 150% of rated current at a power factor of 75%.



1434



1534

Super-Safeway Industrial Rubber Plug and Connector

Description	Plug		Connector	
	Woodhead No.	Order No.	Woodhead No.	Order No.
Yellow rubber	1434	130141-0014	1534	130141-0030

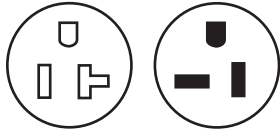


Safeway Industrial Nylon Plug and Connector

Description	Plug		Connector	
	Woodhead No.	Order No.	Woodhead No.	Order No.
Black and white	5766	130144-0069	5769	130144-0071

Find adapters and technical support at the end of this section

Industrial Duty Wiring Devices Straight Blade 20A 125V 2-Pole/3-Wire NEMA 5-20



Features and Benefits

- NEōTEX® Paracril OZO rubber body yields the best performance for abrasion, chemical exposure and temperature extremes within the Super-Safeway™ offering
- Rugged nylon bodies within the Safeway® offering provide exceptional durability and performance
- Color-coded ¼" terminal screws pre-set in open position, ready to wire
- Wire screw terminals are tri-drive to be used with straight blade, Phillips and square-drive screw drivers
- Floating blade construction provides self-alignment, and a better mechanical and electrical connection minimizing wear and heat generation
- Transparent wiring guide to verify all wire strands are in place before securing wire
- Captive, tri-drive head, Stainless Steel, speed screw provides easy assembly and long life
- Two-piece cord-clamp strain relief includes tri-drive screws to firmly secure the cord

Reference Information

UL File No.: E10176
CSA File No.: LR6837



Physical

Plug blades and connector contacts: Nickel-plated Brass
Super-Safeway Outer Housing: NEōTEX Paracril OZO rubber
Safeway Outer Housing: Nylon
Face Screws: Stainless Steel
Face Insert: Nylon
Wire Saddle Clamp: Brass
Cord Clamp Screws: Steel, Zinc-plated
Plug/Connector Range: .335 to .640"

Environmental

Operating Temperature: Maximum continuous 75° C, minimum -40° C (no impact)
Temperature Rise: Maximum 30° C temperature rise at full rated current after 50 cycles of overload at 150% of rated current at a power factor of 75%.



1433



1533



1433EZ



1533GCM

Super-Safeway Industrial Rubber Plug and Connector

Description	Plug		Connector		Lighted Plug		Lighted Connector	
	Woodhead No.	Order No.	Woodhead No.	Order No.	Woodhead No.*	Order No.	Woodhead No.*	Order No.
Yellow rubber	1433	130141-0010	1533	130141-0025				
Black rubber	1433BLK	130141-0011						
Yellow rubber, Ground Continuity Monitor					1433EZ	130141-0012	1533GCM	130141-0027

* Ground Continuity Monitor lights indicating a good ground is present



85366



85053



85369

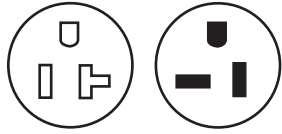
Safeway Industrial Nylon Plug and Connector

Description	Plug		Connector	
	Woodhead No.	Order No.	Woodhead No.	Order No.
Black and white	5366	130144-0053	5369	130144-0057
Orange and white	5366ORG	130144-0054		
Black, hospital duty	85366	130144-0082	85369	130144-0084
Transparent, right angle	85053	130144-0076		

Find adapters and technical support at the end of this section

Industrial Duty Wiring Devices Straight Blade 20A 125V 2-Pole/3-Wire NEMA 5-20

Wiring Devices



Features and Benefits

- NEoTEX® Paracril OZO rubber body yields the best performance for abrasion, chemical exposure and temperature extremes within the Super-Safeway™ offering
- Rugged nylon bodies within the Safeway® offering provide exceptional durability and performance
- Color-coded ¼" terminal screws pre-set in open position, ready to wire
- Wire screw terminals are tri-drive to be used with straight blade, Phillips and square-drive screw drivers
- Floating blade construction provides self-alignment, and a better mechanical and electrical connection minimizing wear and heat generation
- Transparent wiring guide to verify all wire strands are in place before securing wire
- Captive, tri-drive head, Stainless Steel, speed screw provides easy assembly and long life
- Two-piece cord-clamp strain relief includes tri-drive screws to firmly secure the cord

Reference Information

UL File No.: Receptacle—E46237 (except for 5362DWR)
Cordset—E38085

CSA File No.: LR6837



Physical

Plug blades and connector contacts: Nickel-plated Brass
Super-Safeway Outer Housing: NEoTEX Paracril OZO rubber

Safeway Outer Housing: Nylon

Face Screws: Stainless Steel

Face Insert: Nylon

Wire Saddle Clamp: Brass

Cord Clamp Screws: Steel, Zinc-plated

Environmental

Operating Temperature: Maximum continuous 75° C, minimum -40° C (no impact)

Temperature Rise: Maximum 30° C temperature rise at full rated current after 50 cycles of overload at 150% of rated current at a power factor of 75%.



1533MB



5361DW



5362DW



5362DWCR



1433MB

Safeway Receptacle and Inlet

Description	Single Receptacle		Duplex Receptacle		Single Male Inlet	
	Woodhead No.	Order No.	Woodhead No.	Order No.	Woodhead No.	Order No.
White, flanged	1533MB	130149-0011			1433MB	130149-0007
Brown, heavy-duty	5361DW*	130149-0089	5362DW*	130148-0097		
Black, heavy-duty			5362DWBLK*	130148-0099		
Ivory, heavy-duty			5362DWI*	130148-0102		
Red, heavy-duty			5362DWR*	130148-0104		
Blue, heavy-duty			5362DWBL*	130148-0091		
Yellow, heavy-duty corrosion resistant			5362DWCR*	130148-0100		
Brown, heavy-duty, hospital duty			85362DW*	130148-0118		
Black, heavy-duty, hospital duty			85362DWBLK*	130148-0119		
Ivory, heavy-duty, hospital duty			85362DWI*	130148-0121		
Red, heavy-duty, hospital duty			85362DWR*	130148-0122		
White, heavy-duty, hospital duty			85362DWW*	130148-0123		

* Not CSA listed

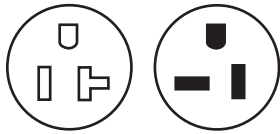


Super-Safeway Industrial Rubber Cordset

Description	Cord Length	Woodhead No.	Order No.
Yellow 14 gauge 500W cord	7.62m (25.0')	1433A143	130143-0086
	7.62m (25.0')	1433A123	130143-0084
Yellow 12 gauge 500W cord	15.24m (50.0')	1433B123	130143-0088
	30.48m (100.0')	1433D123	130143-0091

Find adapters and technical support at the end of this section

Industrial Duty Wiring Devices Straight Blade 20A 125V 2-Pole/3-Wire NEMA 5-20



Features and Benefits

- NEoTEX® Paracril OZO rubber body yields the best performance for abrasion, chemical exposure and temperature extremes within the Super-Safeway™ offering
- Rugged nylon bodies within the Safeway® offering provide exceptional durability and performance
- Color-coded ¼" terminal screws pre-set in open position, ready to wire
- Wire screw terminals are tri-drive to be used with straight blade, Phillips and square-drive screw drivers
- Floating blade construction provides self-alignment, and a better mechanical and electrical connection minimizing wear and heat generation
- Transparent wiring guide to verify all wire strands are in place before securing wire
- Captive, tri-drive head, Stainless Steel, speed screw provides easy assembly and long life
- Two-piece cord-clamp strain relief includes tri-drive screws to firmly secure the cord

Reference Information

UL File No.: E38085

Y and W Non-Inline GFCI Cordset—E38085

CSA File No.: LR6837

Y and W Non-Inline GFCI Cordset—LL52750



Physical

Plug blades and connector contacts: Nickel-plated Brass
Super-Safeway Outer Housing: NEoTEX Paracril OZO rubber

Safeway Outer Housing: Nylon

Face Screws: Stainless Steel

Face Insert: Nylon

Wire Saddle Clamp: Brass

Cord Clamp Screws: Steel, Zinc-plated

Environmental

Operating Temperature: Maximum continuous 75° C, minimum -40° C (no impact)

Temperature Rise: Maximum 30° C temperature rise at full rated current after 50 cycles of overload at 150% of rated current at a power factor of 75%.



Super-Safeway Industrial Rubber Molded Y and W Cordset

Description	Cord Length	Y-Cordset		W-Cordset	
		Woodhead No.	Order No.	Woodhead No.	Order No.
Yellow 12 gauge 500W cord	0.91m (3.0')	1433-Y	130154-0034	1433-W	130154-0033



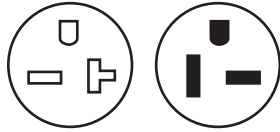
Super-Safeway Industrial Rubber Molded W Cordset with Inline GFCI

Description	Cord Length	W-Cordset	
		Woodhead No.	Order No.
Yellow, 12 gauge SJOW cord with inline GFCI	0.91m (3.0')	1433-W-IN	130154-0105

Find adapters and technical support at the end of this section

Industrial Duty Wiring Devices Straight Blade 20A 250V 2-Pole/3-Wire NEMA 6-20

Wiring Devices



Features and Benefits

- NEoTEX® Paracril OZO rubber body yields the best performance for abrasion, chemical exposure and temperature extremes within the Super-Safeway™ offering
- Rugged nylon bodies within the Safeway® offering provide exceptional durability and performance
- Color-coded ¼" terminal screws pre-set in open position, ready to wire
- Wire screw terminals are tri-drive to be used with straight blade, Phillips and square-drive screw drivers
- Floating blade construction provides self-alignment, and a better mechanical and electrical connection minimizing wear and heat generation
- Transparent wiring guide to verify all wire strands are in place before securing wire
- Captive, tri-drive head, Stainless Steel, speed screw provides easy assembly and long life
- Two-piece cord-clamp strain relief includes tri-drive screws to firmly secure the cord

Reference Information

UL File No.: Plug and Connector—E10176

Receptacle—E46237

CSA File No.: LR6837



Physical

Plug blades and connector contacts: Nickel-plated Brass
Super-Safeway Outer Housing: NEoTEX Paracril OZO rubber

Safeway Outer Housing: Nylon

Face Screws: Stainless Steel

Face Insert: Nylon

Wire Saddle Clamp: Brass

Cord Clamp Screws: Steel, Zinc-plated

Plug/Connector Range: .335 to .640"

Environmental


Operating Temperature: Maximum continuous 75° C, minimum -40° C (no impact)

Temperature Rise: Maximum 30° C temperature rise at full rated current after 50 cycles of overload at 150% of rated current at a power factor of 75%.



Super-Safeway Industrial Rubber Plug and Connector

Description	Plug		Connector	
	Woodhead No.	Order No.	Woodhead No.	Order No.
Yellow rubber	1448	130141-0020	1548	130141-0036



Safeway Industrial Nylon Plug and Connector

Description	Plug		Connector	
	Woodhead No.	Order No.	Woodhead No.	Order No.
Black and white	5466	130144-0061	5469	130144-0063
Yellow and white	5466YL	130144-0062	5469YL	130144-0064



1548MB



5462DW



5462DWCR

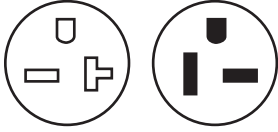
Safeway Receptacle and Inlet

Description	Single Receptacle		Duplex Receptacle	
	Woodhead No.	Order No.	Woodhead No.	Order No.
White, flanged	1548MB	130149-0013		
Brown			5452DW*	130148-0106
Brown, heavy-duty			5462DW*	130148-0107
Yellow, heavy-duty corrosion resistant			5462DWCR*	130148-0108

* Not CSA listed

Find adapters and technical support at the end of this section

Industrial Duty Wiring Devices Straight Blade 20A 250V 2-Pole/3-Wire NEMA 6-20



Features and Benefits

- NEōTEX® Paracril OZO rubber body yields the best performance for abrasion, chemical exposure and temperature extremes within the Super-Safeway™ offering
- Rugged nylon bodies within the Safeway® offering provide exceptional durability and performance
- Color-coded ¼" terminal screws pre-set in open position, ready to wire
- Wire screw terminals are tri-drive to be used with straight blade, Phillips and square-drive screw drivers
- Floating blade construction provides self-alignment, and a better mechanical and electrical connection minimizing wear and heat generation
- Transparent wiring guide to verify all wire strands are in place before securing wire
- Captive, tri-drive head, Stainless Steel, speed screw provides easy assembly and long life
- Two-piece cord-clamp strain relief includes tri-drive screws to firmly secure the cord

Reference Information

UL File No.: 38085
Y Non-Inline GFCI Cordset—E38085
CSA File No.: LR6837
Y Non-Inline GFCI Cordset—LL52750



Physical

Plug blades and connector contacts: Nickel-plated Brass
Super-Safeway Outer Housing: NEōTEX Paracril OZO rubber
Safeway Outer Housing: Nylon
Face Screws: Stainless Steel
Face Insert: Nylon
Wire Saddle Clamp: Brass
Cord Clamp Screws: Steel, Zinc-plated

Environmental

Operating Temperature: Maximum continuous 75° C, minimum -40° C (no impact)
Temperature Rise: Maximum 30° C temperature rise at full rated current after 50 cycles of overload at 150% of rated current at a power factor of 75%.



Super-Safeway Industrial Rubber Cordset

Description	Cord Length	Woodhead No.	Order No.
Yellow 14 gauge SOOW cord	7.62m (25.0')	1448A143	130143-0115

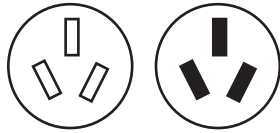


Super-Safeway Industrial Rubber Molded Y Cordset

Description	Cord Length	Y-Cordset	
		Woodhead No.	Order No.
Yellow 12 gauge SOOW cord	0.91m (3.0')	1448-Y	130154-0041

Find adapters and technical support at the end of this section

Industrial Duty Wiring Devices Straight Blade 15A 125V 10A 250V 3-Pole/3-Wire Non-NEMA



Super-Safeway Industrial Rubber Plug and Connector

Description	Plug		Connector	
	Woodhead No.	Order No.	Woodhead No.	Order No.
Yellow rubber	1407	130141-0007	1507	130141-0024

Features and Benefits

- NEoTEX® Paracril OZO rubber body yields the best performance for abrasion, chemical exposure and temperature extremes within the Super-Safeway™ offering
- Rugged nylon bodies within the Safeway® offering provide exceptional durability and performance
- Color-coded ¼" terminal screws pre-set in open position, ready to wire
- Wire screw terminals are tri-drive to be used with straight blade, Phillips and square-drive screw drivers
- Floating blade construction provides self-alignment, and a better mechanical and electrical connection minimizing wear and heat generation
- Transparent wiring guide to verify all wire strands are in place before securing wire
- Captive, tri-drive head, Stainless Steel, speed screw provides easy assembly and long life
- Two-piece cord-clamp strain relief includes tri-drive screws to firmly secure the cord


Physical

Plug blades and connector contacts: Nickel-plated Brass
Super-Safeway™ Outer Housing: NEoTEX Paracril OZO rubber
Face Screws: Stainless Steel
Face Insert: Nylon
Wire Saddle Clamp: Brass
Cord Clamp Screws: Steel, Zinc-plated
Plug/Connector Range: .335 to .640"

Environmental

Operating Temperature: Maximum continuous 75° C, minimum -40° C (no impact)
Temperature Rise: Maximum 30° C temperature rise at full rated current after 50 cycles of overload at 150% of rated current at a power factor of 75%.

Industrial Duty Wiring Devices Straight Blade 50A 250V 2-Pole/3-Wire NEMA 6-50



Super-Safeway Industrial Rubber Plug and Connector

Description	Plug		Connector	
	Woodhead No.	Order No.	Woodhead No.	Order No.
Yellow rubber	8664	130142-0051	8665	130142-0052

Find adapters and technical support at the end of this section

Features and Benefits

- NEoTEX® Paracril OZO rubber body yields the best performance for abrasion, chemical exposure and temperature extremes within the Super-Safeway™ offering
- Rugged nylon bodies within the Safeway® offering provide exceptional durability and performance
- Color-coded ¼" terminal screws pre-set in open position, ready to wire
- Wire screw terminals are tri-drive to be used with straight blade, Phillips and square-drive screw drivers
- Floating blade construction provides self-alignment, and a better mechanical and electrical connection minimizing wear and heat generation
- Transparent wiring guide to verify all wire strands are in place before securing wire
- Captive, tri-drive head, Stainless Steel, speed screw provides easy assembly and long life
- Two-piece cord-clamp strain relief includes tri-drive screws to firmly secure the cord


Physical

Plug blades and connector contacts: Nickel-plated Brass
Super-Safeway™ Outer Housing: NEoTEX Paracril OZO rubber
Face Screws: Stainless Steel
Face Insert: Nylon
Wire Saddle Clamp: Brass
Cord Clamp Screws: Steel, Zinc-plated

Environmental

Operating Temperature: Maximum continuous 75° C, minimum -40° C (no impact)
Temperature Rise: Maximum 30° C temperature rise at full rated current after 50 cycles of overload at 150% of rated current at a power factor of 75%.

Industrial Duty Wiring Devices Locking Blade 15A 125V 2-Pole/2-Wire NEMA L1-15



Features and Benefits

- NEoTEX® Paracril OZO rubber body yields the best performance for abrasion, chemical exposure and temperature extremes within the Super-Safeway™ offering
- Rugged nylon bodies within the Safeway® offering provide exceptional durability and performance
- Color-coded ¼" terminal screws pre-set in open position, ready to wire
- Wire screw terminals are tri-drive to be used with straight blade, Phillips and square-drive screw drivers
- Floating blade construction provides self-alignment, and a better mechanical and electrical connection minimizing wear and heat generation
- Transparent wiring guide to verify all wire strands are in place before securing wire
- Captive, tri-drive head, Stainless Steel, speed screw provides easy assembly and long life
- Two-piece cord-clamp strain relief includes tri-drive screws to firmly secure the cord

Reference Information

UL File No.: Plug and Connector—E10176
CSA File No.: LR6837



Physical

Plug blades and connector contacts: Nickel-plated Brass
Super-Safeway Outer Housing: NEoTEX Paracril OZO rubber

Safeway Outer Housing: Nylon
Face Screws: Stainless Steel
Face Insert: Nylon
Wire Saddle Clamp: Brass
Cord Clamp Screws: Steel, Zinc-plated
Plug/Connector Range: .335 to .640"

Environmental

Operating Temperature: Maximum continuous 75° C, minimum -40° C (no impact)
Temperature Rise: Maximum 30° C temperature rise at full rated current after 50 cycles of overload at 150% of rated current at a power factor of 75%.



Super-Safeway Industrial Rubber Plug and Connector

Description	Plug		Connector	
	Woodhead No.	Order No.	Woodhead No.	Order No.
Yellow rubber	2404	130141-0043	2504	130141-0052



Safeway Industrial Nylon Plug and Connector

Description	Plug		Connector	
	Woodhead No.	Order No.	Woodhead No.	Order No.
Black and White	24T04	130144-0017	25T04	130144-0019




Safeway Receptacle and Inlet

Description	Single Receptacle		Single Male	
	Woodhead No.	Order No.	Woodhead No.	Order No.
White, flanged	2504MB	130149-0018	2404MB	130143-0014

Find adapters and technical support at the end of this section

Industrial Duty Wiring Devices Locking Blade 20A 250V 2-Pole/2-Wire NEMA L2-20

Wiring Devices



Features and Benefits

- NEoTEX® Paracril OZO rubber body yields the best performance for abrasion, chemical exposure and temperature extremes within the Super-Safeway™ offering
- Rugged nylon bodies within the Safeway® offering provide exceptional durability and performance
- Color-coded ¼" terminal screws pre-set in open position, ready to wire
- Wire screw terminals are tri-drive to be used with straight blade, Phillips and square-drive screw drivers
- Floating blade construction provides self-alignment, and a better mechanical and electrical connection minimizing wear and heat generation
- Transparent wiring guide to verify all wire strands are in place before securing wire
- Captive, tri-drive head, Stainless Steel, speed screw provides easy assembly and long life
- Two-piece cord-clamp strain relief includes tri-drive screws to firmly secure the cord

Reference Information

UL File No.: E10176
CSA File No.: LR6837



Physical

Plug blades and connector contacts: Nickel-plated Brass
Super-Safeway Outer Housing: NEoTEX Paracril OZO rubber

Safeway Outer Housing: Nylon

Face Screws: Stainless Steel

Face Insert: Nylon

Wire Saddle Clamp: Brass

Cord Clamp Screws: Steel, Zinc-plated

Plug/Connector Range: .325 to .840"

Environmental

Operating Temperature: Maximum continuous 75° C, minimum -40° C (no impact)

Temperature Rise: Maximum 30° C temperature rise at full rated current after 50 cycles of overload at 150% of rated current at a power factor of 75%.



Super-Safeway Industrial Rubber Plug and Connector

Description	Plug		Connector	
	Woodhead No.	Order No.	Woodhead No.	Order No.
Yellow rubber	2607	130141-0061	2707	130141-0065




Safeway Industrial Nylon Plug and Connector

Description	Plug		Connector	
	Woodhead No.	Order No.	Woodhead No.	Order No.
Black and white	26T07	130144-0021	27T07	130144-0022

Find adapters and technical support at the end of this section

Industrial Duty Wiring Devices Locking Blade 15A 125V 2-Pole/3-Wire NEMA L5-15



Features and Benefits

- NEōTEX® Paracril OZO rubber body yields the best performance for abrasion, chemical exposure and temperature extremes within the Super-Safeway™ offering
- Rugged nylon bodies within the Safeway® offering provide exceptional durability and performance
- Color-coded ¼" terminal screws pre-set in open position, ready to wire
- Wire screw terminals are tri-drive to be used with straight blade, Phillips and square-drive screw drivers
- Floating blade construction provides self-alignment, and a better mechanical and electrical connection minimizing wear and heat generation
- Transparent wiring guide to verify all wire strands are in place before securing wire
- Captive, tri-drive head, Stainless Steel, speed screw provides easy assembly and long life
- Two-piece cord-clamp strain relief includes tri-drive screws to firmly secure the cord

Reference Information

UL File No.: Plug and Connector—E10176

Receptacle—E46237

CSA File No.: LR6837



Physical

Plug blades and connector contacts: Nickel-plated Brass
Super-Safeway Outer Housing: NEōTEX Paracril OZO rubber

Safeway Outer Housing: Nylon

Face Screws: Stainless Steel

Face Insert: Nylon

Wire Saddle Clamp: Brass

Cord Clamp Screws: Steel, Zinc-plated

Plug/Connector Range: .335 to .640"

Environmental

Operating Temperature: Maximum continuous 75° C, minimum -40° C (no impact)

Temperature Rise: Maximum 30° C temperature rise at full rated current after 50 cycles of overload at 150% of rated current at a power factor of 75%.



Super-Safeway Industrial Rubber Plug and Connector

Description	Plug		Connector		Lighted Plug		Lighted Connector	
	Woodhead No.	Order No.	Woodhead No.	Order No.	Woodhead No.*	Order No.	Woodhead No.*	Order No.
Yellow rubber	2447	130141-0047	2547	130141-0056				
Yellow rubber ground continuity monitor					2447EZ	130141-0048	2547GCM	130141-0057

* Ground continuity monitor lights indicating a good ground is present



Safeway Industrial Nylon Plug and Connector

Description	Plug		Connector	
	Woodhead No.	Order No.	Woodhead No.	Order No.
Black and white	4720	130144-0023	4729	130144-0025
Yellow and white	4720YL	130144-0024	4729YL	130144-0026



Safeway Receptacle and Inlet


Description	Single Receptacle		Duplex Receptacle		Single Male Inlet	
	Woodhead No.	Order No.	Woodhead No.	Order No.	Woodhead No.	Order No.
White, flanged	2547MB	130149-0021			2447MB	130149-0016
Brown, heavy-duty			4700DW ¹	130148-0074		

¹ Not UL/CSA listed

Find adapters and technical support at the end of this section

Industrial Duty Wiring Devices Locking Blade 15A 125V 2-Pole/3-Wire NEMA L5-15

D
Wiring Devices



Features and Benefits

- NEoTEX® Paracril OZO rubber body yields the best performance for abrasion, chemical exposure and temperature extremes within the Super-Safeway™ offering
- Rugged nylon bodies within the Safeway® offering provide exceptional durability and performance
- Color-coded ¼" terminal screws pre-set in open position, ready to wire
- Wire screw terminals are tri-drive to be used with straight blade, Phillips and square-drive screw drivers
- Floating blade construction provides self-alignment, and a better mechanical and electrical connection minimizing wear and heat generation
- Transparent wiring guide to verify all wire strands are in place before securing wire
- Captive, tri-drive head, Stainless Steel, speed screw provides easy assembly and long life
- Two-piece cord-clamp strain relief includes tri-drive screws to firmly secure the cord

Reference Information

UL File No.: E38085

Y and W Non-Inline GFCI Cordset—E38085

CSA File No.: LR6837

Y and W Non-Inline GFCI Cordset—LL52750



Physical

Plug blades and connector contacts: Nickel-plated Brass
Super-Safeway Outer Housing: NEoTEX Paracril OZO rubber

Safeway Outer Housing: Nylon

Face Screws: Stainless Steel

Face Insert: Nylon

Wire Saddle Clamp: Brass

Cord Clamp Screws: Steel, Zinc-plated

Environmental

Operating Temperature: Maximum continuous 75° C, minimum -40° C (no impact)

Temperature Rise: Maximum 30° C temperature rise at full rated current after 50 cycles of overload at 150% of rated current at a power factor of 75%.



Super-Safeway Industrial Rubber Cordset

Description	Cord Length	Woodhead No.	Order No.
Yellow 16 gauge SOOW cord	7.62m (25.0')	2447A163	130143-0174
Yellow 14 gauge SOOW Cord	15.2m (50.0')	2447B143	130143-0176
	30.5m (100.0')	2447D143	130143-0178

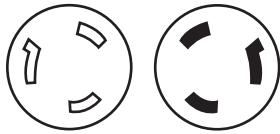


Super-Safeway Industrial Rubber Molded Y and W Cordset

Description	Cord Length	Y-Cordset		W-Cordset	
		Woodhead No.	Order No.	Woodhead No.	Order No.
Yellow 12 gauge SOOW cord	0.91m (3.0')	2447-Y	130154-0056	2447-W	130154-0055

Find adapters and technical support at the end of this section

Industrial Duty Wiring Devices Locking Blade 15A 250V 2-Pole/3-Wire NEMA L6-15



Features and Benefits

- NEōTEX® Paracril OZO rubber body yields the best performance for abrasion, chemical exposure and temperature extremes within the Super-Safeway™ offering
- Rugged nylon bodies within the Safeway® offering provide exceptional durability and performance
- Color-coded ¼" terminal screws pre-set in open position, ready to wire
- Wire screw terminals are tri-drive to be used with straight blade, Phillips and square-drive screw drivers
- Floating blade construction provides self-alignment, and a better mechanical and electrical connection minimizing wear and heat generation
- Transparent wiring guide to verify all wire strands are in place before securing wire
- Captive, tri-drive head, Stainless Steel, speed screw provides easy assembly and long life
- Two-piece cord-clamp strain relief includes tri-drive screws to firmly secure the cord

Reference Information

UL File No.: E10176
CSA File No.: LR6837



Physical

Plug blades and connector contacts: Nickel-plated Brass
Super-Safeway Outer Housing: NEōTEX Paracril OZO rubber

Safeway Outer Housing: Nylon
Face Screws: Stainless Steel
Face Insert: Nylon
Wire Saddle Clamp: Brass
Cord Clamp Screws: Steel, Zinc-plated
Plug/Connector Range: .335 to .640"

Environmental

Operating Temperature: Maximum continuous 75° C, minimum -40° C (no impact)
Temperature Rise: Maximum 30° C temperature rise at full rated current after 50 cycles of overload at 150% of rated current at a power factor of 75%.



Super-Safeway Industrial Rubber Plug and Connector

Description	Plug		Connector	
	Woodhead No.	Order No.	Woodhead No.	Order No.
Yellow rubber	2449	130141-0051	2549	130141-0060




Safeway Receptacle and Inlet

Description	Single Receptacle		Single Male Inlet	
	Woodhead No.	Order No.	Woodhead No.	Order No.
White, flanged	2549MB	130149-0022	2449MB	130149-0017

Find adapters and technical support at the end of this section

Industrial Duty Wiring Devices Locking Blade 15A 277V 2-Pole/3-Wire NEMA L7-15

Wiring Devices



Features and Benefits

- NEoTEX® Paracril OZO rubber body yields the best performance for abrasion, chemical exposure and temperature extremes within the Super-Safeway™ offering
- Rugged nylon bodies within the Safeway® offering provide exceptional durability and performance
- Color-coded ¼" terminal screws pre-set in open position, ready to wire
- Wire screw terminals are tri-drive to be used with straight blade, Phillips and square-drive screw drivers
- Floating blade construction provides self-alignment, and a better mechanical and electrical connection minimizing wear and heat generation
- Transparent wiring guide to verify all wire strands are in place before securing wire
- Captive, tri-drive head, Stainless Steel, speed screw provides easy assembly and long life
- Two-piece cord-clamp strain relief includes tri-drive screws to firmly secure the cord

Reference Information

UL File No.: E10176
CSA File No.: LR6837



Physical

Plug blades and connector contacts: Nickel-plated Brass
Super-Safeway Outer Housing: NEoTEX Paracril OZO rubber

Safeway Outer Housing: Nylon

Face Screws: Stainless Steel

Face Insert: Nylon

Wire Saddle Clamp: Brass

Cord Clamp Screws: Steel, Zinc-plated

Plug/Connector Range: .335 to .640"

Environmental

Operating Temperature: Maximum continuous 75° C, minimum -40° C (no impact)

Temperature Rise: Maximum 30° C temperature rise at full rated current after 50 cycles of overload at 150% of rated current at a power factor of 75%.



Super-Safeway Industrial Rubber Plug and Connector

Description	Plug		Connector	
	Woodhead No.	Order No.	Woodhead No.	Order No.
Yellow rubber	2434	130141-0045	2534	130141-0054



Safeway Industrial Nylon Plug and Connector

Description	Plug		Connector	
	Woodhead No.	Order No.	Woodhead No.	Order No.
Black and white	4770	130144-0031	4779	130144-0033




Safeway Receptacle and Inlet

Description	Single Receptacle	
	Woodhead No.	Order No.
White, flanged	2534MB	130149-0020

Find adapters and technical support at the end of this section

Industrial Duty Wiring Devices Locking Blade 20A 125V 2-Pole/3-Wire NEMA L5-20



Features and Benefits

- NEōTEX® Paracril OZO rubber body yields the best performance for abrasion, chemical exposure and temperature extremes within the Super-Safeway™ offering
- Rugged nylon bodies within the Safeway® offering provide exceptional durability and performance
- Color-coded ¼" terminal screws pre-set in open position, ready to wire
- Wire screw terminals are tri-drive to be used with straight blade, Phillips and square-drive screw drivers
- Floating blade construction provides self-alignment, and a better mechanical and electrical connection minimizing wear and heat generation
- Transparent wiring guide to verify all wire strands are in place before securing wire
- Captive, tri-drive head, Stainless Steel, speed screw provides easy assembly and long life
- Two-piece cord-clamp strain relief includes tri-drive screws to firmly secure the cord

Reference Information

UL File No.: Plug and Connector—E10176

Receptacle—E68122

CSA File No.: LR6837



Physical

Plug blades and connector contacts: Nickel-plated Brass
Super-Safeway Outer Housing: NEōTEX Paracril OZO rubber

Safeway Outer Housing: Nylon

Face Screws: Stainless Steel

Face Insert: Nylon

Wire Saddle Clamp: Brass

Cord Clamp Screws: Steel, Zinc-plated

Plug/Connector Range: .335 to .640"

Environmental


Operating Temperature: Maximum continuous 75° C,
minimum -40° C (no impact)

Temperature Rise: Maximum 30° C temperature rise at full rated current after 50 cycles of overload at 150% of rated current at a power factor of 75%.



Super-Safeway Industrial Rubber Plug and Connector

Description	Plug		Connector	
	Woodhead No.	Order No.	Woodhead No.	Order No.
Yellow rubber	2647	130141-0062	2747	130142-0021



Safeway Industrial Nylon Plug and Connector

Description	Plug		Connector	
	Woodhead No.	Order No.	Woodhead No.	Order No.
Black and white	26T47	130145-0008	27T47	130145-0030
Yellow and white	26T47YL	130145-0010	27T47YL	130145-0031




Safeway Receptacle and Inlet

Description	Single Receptacle		Single Male Inlet	
	Woodhead No.	Order No.	Woodhead No.	Order No.
White, flanged	2747MB	130149-0039	2647MB	130149-0027
Black, heavy-duty	4747	130149-0066		
Yellow, heavy-duty corrosion resistant	4747CR	130149-0067		

Find adapters and technical support at the end of this section

Industrial Duty Wiring Devices Locking Blade 20A 125V 2-Pole/3-Wire NEMA L5-20

D
Wiring Devices



Features and Benefits

- NEoTEX® Paracril OZO rubber body yields the best performance for abrasion, chemical exposure and temperature extremes within the Super-Safeway™ offering
- Rugged nylon bodies within the Safeway® offering provide exceptional durability and performance
- Color-coded ¼" terminal screws pre-set in open position, ready to wire
- Wire screw terminals are tri-drive to be used with straight blade, Phillips and square-drive screw drivers
- Floating blade construction provides self-alignment, and a better mechanical and electrical connection minimizing wear and heat generation
- Transparent wiring guide to verify all wire strands are in place before securing wire
- Captive, tri-drive head, Stainless Steel, speed screw provides easy assembly and long life
- Two-piece cord-clamp strain relief includes tri-drive screws to firmly secure the cord

Reference Information

UL File No.: E38085
CSA File No.: LR6837



Physical

Plug blades and connector contacts: Nickel-plated Brass
Super-Safeway Outer Housing: NEoTEX Paracril OZO rubber

Safeway Outer Housing: Nylon

Face Screws: Stainless Steel

Face Insert: Nylon

Wire Saddle Clamp: Brass

Cord Clamp Screws: Steel, Zinc-plated

Environmental

Operating Temperature: Maximum continuous 75° C, minimum -40° C (no impact)

Temperature Rise: Maximum 30° C temperature rise at full rated current after 50 cycles of overload at 150% of rated current at a power factor of 75%.



Super-Safeway Industrial Rubber Cordset

Description	Cord Length	Woodhead No.	Order No.
Yellow 14 gauge 500W cord	7.62m (25.0')	2647A143	130143-0204
	15.2m (50.0')	2647B143	130143-0207
Yellow 12 gauge 500W cord	7.62m (25.0')	2647A123	130143-0203
	15.2m (50.0')	2647B123	130143-0205
	30.5m (100.0')	2647D123	130143-0209




Super-Safeway Industrial Rubber Cordset with Inline GFCI

Description	Cord Length	Woodhead No.	Order No.
Yellow 12 gauge SJOW cord with inline GFCI	.305m (1.0')	2647E123IN	130143-0210

Find adapters and technical support at the end of this section

**Industrial Duty
Wiring Devices
Locking Blade
20A 125V
2-Pole/3-Wire
NEMA L5-20**



Features and Benefits

- NEōTEX® Paracril OZO rubber body yields the best performance for abrasion, chemical exposure and temperature extremes within the Super-Safeway™ offering
- Rugged nylon bodies within the Safeway® offering provide exceptional durability and performance
- Color-coded ¼" terminal screws pre-set in open position, ready to wire
- Wire screw terminals are tri-drive to be used with straight blade, Phillips and square-drive screw drivers
- Floating blade construction provides self-alignment, and a better mechanical and electrical connection minimizing wear and heat generation
- Transparent wiring guide to verify all wire strands are in place before securing wire
- Captive, tri-drive head, Stainless Steel, speed screw provides easy assembly and long life
- Two-piece cord-clamp strain relief includes tri-drive screws to firmly secure the cord

Reference Information

UL File No.: E38085
Y and W Non-Inline GFCI Cordset—E38085
CSA File No.: LR6837
Y and W Non-Inline GFCI Cordset—LL52750



Physical

Plug blades and connector contacts: Nickel-plated Brass
Super-Safeway Outer Housing: NEōTEX Paracril OZO rubber
Safeway Outer Housing: Nylon
Face Screws: Stainless Steel
Face Insert: Nylon
Wire Saddle Clamp: Brass
Cord Clamp Screws: Steel, Zinc-plated


Environmental

Operating Temperature: Maximum continuous 75° C, minimum -40° C (no impact)
Temperature Rise: Maximum 30° C temperature rise at full rated current after 50 cycles of overload at 150% of rated current at a power factor of 75%.



Super-Safeway Industrial Rubber Molded Y and W Cordset

Description	Cord Length	Y-Cordset		W-Cordset	
		Woodhead No.	Order No.	Woodhead No.	Order No.
Yellow 12 gauge 500W cord	0.91m (3.0')	2647-Y	130154-0064	2647-W	130154-0062



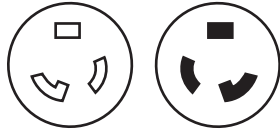
Super-Safeway Industrial Rubber Molded Y and W Cordset with Inline GFCI

Description	Cord Length	Y-Cordset		W-Cordset	
		Woodhead No.	Order No.	Woodhead No.	Order No.
Yellow 12 gauge SJOW cord with inline GFCI	0.91m (3.0')	2647-Y-IN	130154-0065	2647-W-IN	130154-0063

Find adapters and technical support at the end of this section

Industrial Duty Wiring Devices Locking Blade 20A 250V 2-Pole/3-Wire NEMA L6-20

Wiring Devices



Features and Benefits

- NEoTEX® Paracril OZO rubber body yields the best performance for abrasion, chemical exposure and temperature extremes within the Super-Safeway™ offering
- Rugged nylon bodies within the Safeway® offering provide exceptional durability and performance
- Color-coded ¼" terminal screws pre-set in open position, ready to wire
- Wire screw terminals are tri-drive to be used with straight blade, Phillips and square-drive screw drivers
- Floating blade construction provides self-alignment, and a better mechanical and electrical connection minimizing wear and heat generation
- Transparent wiring guide to verify all wire strands are in place before securing wire
- Captive, tri-drive head, Stainless Steel, speed screw provides easy assembly and long life
- Two-piece cord-clamp strain relief includes tri-drive screws to firmly secure the cord

Reference Information

UL File No.: Plug and Connector—E10176

Receptacle—E46237

CSA File No.: LR6837



Physical

Plug blades and connector contacts: Nickel-plated Brass
Super-Safeway Outer Housing: NEoTEX Paracril OZO rubber

Safeway Outer Housing: Nylon

Face Screws: Stainless Steel

Face Insert: Nylon

Wire Saddle Clamp: Brass

Cord Clamp Screws: Steel, Zinc-plated

Plug/Connector Range: .325 to .840"

Environmental


Operating Temperature: Maximum continuous 75° C, minimum -40° C (no impact)

Temperature Rise: Maximum 30° C temperature rise at full rated current after 50 cycles of overload at 150% of rated current at a power factor of 75%.



Super-Safeway Industrial Rubber Plug and Connector

Description	Plug		Connector	
	Woodhead No.	Order No.	Woodhead No.	Order No.
Yellow rubber	2648	130141-0063	2748	130141-0066



Safeway Industrial Nylon Plug and Connector

Description	Plug		Connector	
	Woodhead No.	Order No.	Woodhead No.	Order No.
Black and white	26T48	130145-0011	27T48	130145-0032
Yellow and white	26T48YL	130145-0012	27T48YL	130145-0033

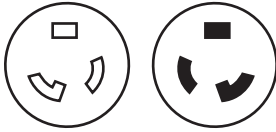


Safeway Receptacle and Inlet

Description	Single Receptacle		Single Male Inlet	
	Woodhead No.	Order No.	Woodhead No.	Order No.
White, flanged	2748MB	130149-0040	2648MB	130149-0028
Black, heavy-duty	4748	130149-0068		
Yellow, heavy-duty corrosion resistant	4748CR	130149-0069		

Find adapters and technical support at the end of this section

**Industrial Duty
Wiring Devices
Locking Blade
20A 250V
2-Pole/3-Wire
NEMA L6-20**



Features and Benefits

- NEōTEX® Paracril OZO rubber body yields the best performance for abrasion, chemical exposure and temperature extremes within the Super-Safeway™ offering
- Rugged nylon bodies within the Safeway® offering provide exceptional durability and performance
- Color-coded ¼" terminal screws pre-set in open position, ready to wire
- Wire screw terminals are tri-drive to be used with straight blade, Phillips and square-drive screw drivers
- Floating blade construction provides self-alignment, and a better mechanical and electrical connection minimizing wear and heat generation
- Transparent wiring guide to verify all wire strands are in place before securing wire
- Captive, tri-drive head, Stainless Steel, speed screw provides easy assembly and long life
- Two-piece cord-clamp strain relief includes tri-drive screws to firmly secure the cord

Reference Information

UL File No.: E38085
CSA File No.: LR6837



Physical

Plug blades and connector contacts: Nickel-plated Brass
Super-Safeway Outer Housing: NEōTEX Paracril OZO rubber

Safeway Outer Housing: Nylon

Face Screws: Stainless Steel

Face Insert: Nylon

Wire Saddle Clamp: Brass

Cord Clamp Screws: Steel, Zinc-plated

Environmental

Operating Temperature: Maximum continuous 75° C, minimum -40° C (no impact)

Temperature Rise: Maximum 30° C temperature rise at full rated current after 50 cycles of overload at 150% of rated current at a power factor of 75%.



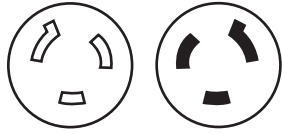
Super-Safeway Industrial Rubber Cordset

Description	Cord Length	Woodhead No.	Order No.
Yellow 14 gauge SOOW cord	7.62m (25.0')	2648A143	130143-0212
Yellow 12 gauge SOOW cord	7.62m (25.0')	2648A123	130143-0211

Find adapters and technical support at the end of this section

Industrial Duty Wiring Devices Locking Blade 20A 277V 2-Pole/3-Wire NEMA L7-20

D
Wiring Devices



Features and Benefits

- NEoTEX® Paracril OZO rubber body yields the best performance for abrasion, chemical exposure and temperature extremes within the Super-Safeway™ offering
- Rugged nylon bodies within the Safeway® offering provide exceptional durability and performance
- Color-coded ¼" terminal screws pre-set in open position, ready to wire
- Wire screw terminals are tri-drive to be used with straight blade, Phillips and square-drive screw drivers
- Floating blade construction provides self-alignment, and a better mechanical and electrical connection minimizing wear and heat generation
- Transparent wiring guide to verify all wire strands are in place before securing wire
- Captive, tri-drive head, Stainless Steel, speed screw provides easy assembly and long life
- Two-piece cord-clamp strain relief includes tri-drive screws to firmly secure the cord

Reference Information

UL File No.: E10176
CSA File No.: LR6837



Physical

Plug blades and connector contacts: Nickel-plated Brass
Super-Safeway Outer Housing: NEoTEX Paracril OZO rubber

Safeway Outer Housing: Nylon

Face Screws: Stainless Steel

Face Insert: Nylon

Wire Saddle Clamp: Brass

Cord Clamp Screws: Steel, Zinc-plated

Plug/Connector Range: .325 to .840"

Environmental

Operating Temperature: Maximum continuous 75° C, minimum -40° C (no impact)

Temperature Rise: Maximum 30° C temperature rise at full rated current after 50 cycles of overload at 150% of rated current at a power factor of 75%.



Super-Safeway Industrial Rubber Plug and Connector

Description	Plug		Connector	
	Woodhead No.	Order No.	Woodhead No.	Order No.
Yellow rubber	2649	130141-0064	2749	130142-0023



Safeway Industrial Nylon Plug and Connector

Description	Plug		Connector	
	Woodhead No.	Order No.	Woodhead No.	Order No.
Black and white	26149	130145-0013	27149	130145-0034




Safeway Receptacle and Inlet

Description	Single Receptacle	
	Woodhead No.	Order No.
Black, heavy-duty	4749	130149-0070
White, flanged	2749MB	130149-0041

Find adapters and technical support at the end of this section

Industrial Duty Wiring Devices Locking Blade 30A 125V 2-Pole/3-Wire NEMA L5-30



Features and Benefits

- NEoTEX® Paracril OZO rubber body yields the best performance for abrasion, chemical exposure and temperature extremes within the Super-Safeway™ offering
- Rugged nylon bodies within the Safeway® offering provide exceptional durability and performance
- Color-coded ¼" terminal screws pre-set in open position, ready to wire
- Wire screw terminals are tri-drive to be used with straight blade, Phillips and square-drive screw drivers
- Floating blade construction provides self-alignment, and a better mechanical and electrical connection minimizing wear and heat generation
- Transparent wiring guide to verify all wire strands are in place before securing wire
- Captive, tri-drive head, Stainless Steel, speed screw provides easy assembly and long life
- Two-piece cord-clamp strain relief includes tri-drive screws to firmly secure the cord

Reference Information

UL File No.: E38085
CSA File No.: LR6837



Physical

Plug blades and connector contacts: Nickel-plated Brass
Super-Safeway Outer Housing: NEoTEX Paracril OZO rubber

Safeway Outer Housing: Nylon
Face Screws: Stainless Steel
Face Insert: Nylon
Wire Saddle Clamp: Brass
Cord Clamp Screws: Steel, Zinc-plated
Plug/Connector Range: .325 to .840"

Environmental

Operating Temperature: Maximum continuous 75° C, minimum -40° C (no impact)
Temperature Rise: Maximum 30° C temperature rise at full rated current after 50 cycles of overload at 150% of rated current at a power factor of 75%.



Super-Safeway Industrial Rubber Plug and Connector

Description	Plug		Connector	
	Woodhead No.	Order No.	Woodhead No.	Order No.
Yellow rubber	2847	130142-0033	2947	130141-0067



Safeway Industrial Nylon Plug and Connector

Description	Plug		Connector	
	Woodhead No.	Order No.	Woodhead No.	Order No.
Black and white	28T47	130145-0048	29T47	130145-0071




Super-Safeway Industrial Rubber Cordset

Description	Cord Length	Woodhead No.	Order No.
Yellow 12 gauge SOOW cord	7.62m (25.0')	2847A123	130143-0252

Find adapters and technical support at the end of this section

Industrial Duty Wiring Devices Locking Blade 30A 250V 2-Pole/3-Wire NEMA L6-30

Wiring Devices



Features and Benefits

- NEoTEX® Paracril OZO rubber body yields the best performance for abrasion, chemical exposure and temperature extremes within the Super-Safeway™ offering
- Rugged nylon bodies within the Safeway® offering provide exceptional durability and performance
- Color-coded ¼" terminal screws pre-set in open position, ready to wire
- Wire screw terminals are tri-drive to be used with straight blade, Phillips and square-drive screw drivers
- Floating blade construction provides self-alignment, and a better mechanical and electrical connection minimizing wear and heat generation
- Transparent wiring guide to verify all wire strands are in place before securing wire
- Captive, tri-drive head, Stainless Steel, speed screw provides easy assembly and long life
- Two-piece cord-clamp strain relief includes tri-drive screws to firmly secure the cord

Reference Information

UL File No.: E10176
CSA File No.: LR6837



Physical

Plug blades and connector contacts: Nickel-plated Brass
Super-Safeway Outer Housing: NEoTEX Paracril OZO rubber

Safeway Outer Housing: Nylon

Face Screws: Stainless Steel

Face Insert: Nylon

Wire Saddle Clamp: Brass

Cord Clamp Screws: Steel, Zinc-plated

Plug/Connector Range: .425 to 1.150"

Environmental

Operating Temperature: Maximum continuous 75° C, minimum -40° C (no impact)

Temperature Rise: Maximum 30° C temperature rise at full rated current after 50 cycles of overload at 150% of rated current at a power factor of 75%.



Super-Safeway Industrial Rubber Plug and Connector

Description	Plug		Connector	
	Woodhead No.	Order No.	Woodhead No.	Order No.
Yellow rubber	2848	130142-0034	2948	130141-0068




Safeway Industrial Nylon Plug and Connector

Description	Plug		Connector	
	Woodhead No.	Order No.	Woodhead No.	Order No.
Black and white	28T48	130145-0050	29T48	130145-0072

Find adapters and technical support at the end of this section

Industrial Duty Wiring Devices Locking Blade 30A 250V 2-Pole/3-Wire NEMA L6-30



Features and Benefits

- NEōTEX® Paracril OZO rubber body yields the best performance for abrasion, chemical exposure and temperature extremes within the Super-Safeway™ offering
- Rugged nylon bodies within the Safeway® offering provide exceptional durability and performance
- Color-coded ¼" terminal screws pre-set in open position, ready to wire
- Wire screw terminals are tri-drive to be used with straight blade, Phillips and square-drive screw drivers
- Floating blade construction provides self-alignment, and a better mechanical and electrical connection minimizing wear and heat generation
- Transparent wiring guide to verify all wire strands are in place before securing wire
- Captive, tri-drive head, Stainless Steel, speed screw provides easy assembly and long life
- Two-piece cord-clamp strain relief includes tri-drive screws to firmly secure the cord

Reference Information

UL File No.: E38085
Y Non-Inline GFCI Cordset—E38085
CSA File No.: LR6837
Y Non-Inline GFCI Cordset—LL52750



Physical

Plug blades and connector contacts: Nickel-plated Brass
Super-Safeway Outer Housing: NEōTEX Paracril OZO rubber
Safeway Outer Housing: Nylon
Face Screws: Stainless Steel
Face Insert: Nylon
Wire Saddle Clamp: Brass
Cord Clamp Screws: Steel, Zinc-plated

Environmental

Operating Temperature: Maximum continuous 75° C, minimum -40° C (no impact)
Temperature Rise: Maximum 30° C temperature rise at full rated current after 50 cycles of overload at 150% of rated current at a power factor of 75%.

D

Wiring Devices



Super-Safeway Industrial Rubber Cordset

Description	Cord Length	Woodhead No.	Order No.
Yellow 12 gauge 500W cord	7.62m (25.0')	2848A123	130143-0255
Yellow, 10 Gauge 500W Cord	7.62m (25.0')	2848A103	130143-0254
	15.2m (50.0')	2848B103	130143-0312



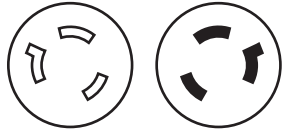
Super-Safeway Industrial Rubber Molded Y Cordset

Description	Cord Length	Y-Cordset	
		Woodhead No.	Order No.
Yellow 12 gauge 500W cord	0.91m (3.0')	2848-Y	130154-0073

Find adapters and technical support at the end of this section

Industrial Duty Wiring Devices Locking Blade 30A 277V 2-Pole/3-Wire NEMA L7-30

Wiring Devices



Features and Benefits

- NEöTEX® Paracril OZO rubber body yields the best performance for abrasion, chemical exposure and temperature extremes within the Super-Safeway™ offering
- Color-coded ¼" terminal screws pre-set in open position, ready to wire
- Wire screw terminals are tri-drive to be used with straight blade, Phillips and square-drive screw drivers
- Floating blade construction provides self-alignment, and a better mechanical and electrical connection minimizing wear and heat generation
- Transparent wiring guide to verify all wire strands are in place before securing wire
- Captive, tri-drive head, Stainless Steel, speed screw provides easy assembly and long life
- Two-piece cord-clamp strain relief includes tri-drive screws to firmly secure the cord

Reference Information

UL File No.: E10176
CSA File No.: LR6837



Physical

Plug blades and connector contacts: Nickel-plated Brass
Super-Safeway Outer Housing: NEöTEX Paracril OZO rubber
Safeway Outer Housing: Nylon
Face Screws: Stainless Steel
Face Insert: Nylon
Wire Saddle Clamp: Brass
Cord Clamp Screws: Steel, Zinc-plated
Plug/Connector Range: .425 to 1.150"

Environmental

Operating Temperature: Maximum continuous 75° C, minimum -40° C (no impact)
Temperature Rise: Maximum 30° C temperature rise at full rated current after 50 cycles of overload at 150% of rated current at a power factor of 75%.




Super-Safeway Industrial Rubber Plug and Connector

Description	Plug		Connector	
	Woodhead No.	Order No.	Woodhead No.	Order No.
Yellow rubber	2849	130142-0035	2949	130141-0069

Find adapters and technical support at the end of this section

Industrial Duty Wiring Devices Locking Blade 15A 125V 10A 250V 3-Pole/3-Wire Non-NEMA Locking



Features and Benefits

- NEoTEX® Paracril OZO rubber body yields the best performance for abrasion, chemical exposure and temperature extremes within the Super-Safeway™ offering
- Rugged nylon bodies within the Safeway® offering provide exceptional durability and performance
- Color-coded ¼" terminal screws pre-set in open position, ready to wire
- Wire screw terminals are tri-drive to be used with straight blade, Phillips and square-drive screw drivers
- Floating blade construction provides self-alignment, and a better mechanical and electrical connection minimizing wear and heat generation
- Transparent wiring guide to verify all wire strands are in place before securing wire
- Captive, tri-drive head, Stainless Steel, speed screw provides easy assembly and long life
- Two-piece cord-clamp strain relief includes tri-drive screws to firmly secure the cord

Physical

Plug blades and connector contacts: Nickel-plated Brass
Super-Safeway Outer Housing: NEoTEX Paracril OZO rubber
Safeway Outer Housing: Nylon
Face Screws: Stainless Steel
Face Insert: Nylon
Wire Saddle Clamp: Brass
Cord Clamp Screws: Steel, Zinc-plated
Plug/Connector Range: .325 to .840"

Environmental

Operating Temperature: Maximum continuous 75° C, minimum -40° C (no impact)
Temperature Rise: Maximum 30° C temperature rise at full rated current after 50 cycles of overload at 150% of rated current at a power factor of 75%.

Super-Safeway Industrial Rubber Plug and Connector

Description	Plug		Connector	
	Woodhead No.	Order No.	Woodhead No.	Order No.
Yellow rubber	2407	130141-0044	2507	130141-0053



Safeway Industrial Nylon Plug and Connector

Description	Plug		Connector	
	Woodhead No.	Order No.	Woodhead No.	Order No.
Black and white	4730	130144-0027	4739	130144-0029



Safeway Receptacle and Inlet

Description	Single Receptacle		Single Male Inlet	
	Woodhead No.	Order No.	Woodhead No.	Order No.
White, flanged	2507MB	130149-0019	2407MB	130149-0014



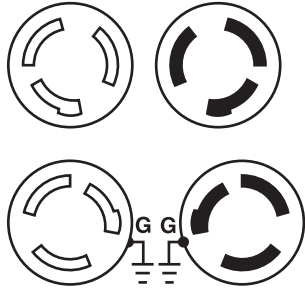
Super-Safeway Industrial Rubber Cordset

Description	Cord Length	Woodhead No.	Order No.
Yellow 16 gauge 500W cord	15.24m (50.0')	2407B163	130143-0171
Yellow 14 gauge 500W cord	7.62m (25.0')	2407A143	130143-0169

Find adapters and technical support at the end of this section

Industrial Duty Wiring Devices Locking Blade 20A 125/250V 3-Pole/3-Wire Non-NEMA Locking

D
Wiring Devices



Features and Benefits

- NEoTEX® Paracril OZO rubber body yields the best performance for abrasion, chemical exposure and temperature extremes within the Super-Safeway™ offering
- Rugged nylon bodies within the Safeway® offering provide exceptional durability and performance
- Color-coded ¼" terminal screws pre-set in open position, ready to wire
- Wire screw terminals are tri-drive to be used with straight blade, Phillips and square-drive screw drivers
- Floating blade construction provides self-alignment, and a better mechanical and electrical connection minimizing wear and heat generation
- Transparent wiring guide to verify all wire strands are in place before securing wire
- Captive, tri-drive head, Stainless Steel, speed screw provides easy assembly and long life
- Two-piece cord-clamp strain relief includes tri-drive screws to firmly secure the cord

Reference Information

UL File No.: E10176
CSA File No.: LR6837



Physical

Plug blades and connector contacts: Nickel-plated Brass
Super-Safeway Outer Housing: NEoTEX Paracril OZO rubber
Safeway Outer Housing: Nylon
Face Screws: Stainless Steel
Face Insert: Nylon
Wire Saddle Clamp: Brass
Cord Clamp Screws: Steel, Zinc-plated
Plug/Connector Range: .425 to 1.150"

Environmental

Operating Temperature: Maximum continuous 75° C, minimum -40° C (no impact)
Temperature Rise: Maximum 30° C temperature rise at full rated current after 50 cycles of overload at 150% of rated current at a power factor of 75%.



Super-Safeway Industrial Rubber Plug and Connector

Description	Plug, No Ground		Connector, No Ground		Plug with Ground		Connector, with Ground	
	Woodhead No.	Order No.	Woodhead No.	Order No.	Woodhead No.	Order No.	Woodhead No.	Order No.
Yellow rubber	2608	130142-0002	2708	130142-0017				
Yellow rubber with grounding tab					2608G	130142-0004	2708G	130142-0018



Safeway Industrial Nylon Plug and Connector, No Ground

Description	Plug		Connector	
	Woodhead No.	Order No.	Woodhead No.	Order No.
Black and white	26T08	130145-0002	27T08	130145-0025

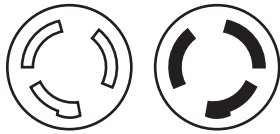


Safeway Receptacle and Inlet, No Ground

Description	Single Receptacle		Single Male Inlet	
	Woodhead No.	Order No.	Woodhead No.	Order No.
White, flanged	2708MB	130149-0036	2608MB	130149-0024

Find adapters and technical support at the end of this section

**Industrial Duty
Wiring Devices
Locking Blade
20A 125/250V
3-Pole/3-Wire
Non-NEMA Locking**



Features and Benefits

- NEoTEX® Paracril OZO rubber body yields the best performance for abrasion, chemical exposure and temperature extremes within the Super-Safeway™ offering
- Rugged nylon bodies within the Safeway® offering provide exceptional durability and performance
- Color-coded ¼" terminal screws pre-set in open position, ready to wire
- Wire screw terminals are tri-drive to be used with straight blade, Phillips and square-drive screw drivers
- Floating blade construction provides self-alignment, and a better mechanical and electrical connection minimizing wear and heat generation
- Transparent wiring guide to verify all wire strands are in place before securing wire
- Captive, tri-drive head, Stainless Steel, speed screw provides easy assembly and long life
- Two-piece cord-clamp strain relief includes tri-drive screws to firmly secure the cord

Reference Information

UL File No.: E38085
Y Non-Inline GFCI Cordset—E38085
CSA File No.: LR6837
Y Non-Inline GFCI Cordset—LL52750



Physical

Plug blades and connector contacts: Nickel-plated Brass
Super-Safeway Outer Housing: NEoTEX Paracril OZO rubber
Safeway Outer Housing: Nylon
Face Screws: Stainless Steel
Face Insert: Nylon
Wire Saddle Clamp: Brass
Cord Clamp Screws: Steel, Zinc-plated

Environmental

Operating Temperature: Maximum continuous 75° C, minimum -40° C (no impact)
Temperature Rise: Maximum 30° C temperature rise at full rated current after 50 cycles of overload at 150% of rated current at a power factor of 75%.



Super-Safeway Industrial Rubber Cordset

Description	Cord Length	Woodhead No.	Order No.
Yellow 14 gauge SOOW cord	15.2m (50.0')	2608B143	130143-0201



Super-Safeway Industrial Rubber Molded Y and W Cordsets

Description	Cord Length	Y-Cordset	
		Woodhead No.	Order No.
Yellow 12 gauge SOOW cord	0.91m (3.0')	2608-Y	130154-0106

Find adapters and technical support at the end of this section

Industrial Duty Wiring Devices Locking Blade 30A 250V 3-Pole/3-Wire Non-NEMA Locking

D
Wiring Devices



Features and Benefits

- NEöTEX® Paracril OZO rubber body yields the best performance for abrasion, chemical exposure and temperature extremes within the Super-Safeway™ offering
- Color-coded ¼" terminal screws pre-set in open position, ready to wire
- Wire screw terminals are tri-drive to be used with straight blade, Phillips and square-drive screw drivers
- Floating blade construction provides self-alignment, and a better mechanical and electrical connection minimizing wear and heat generation
- Transparent wiring guide to verify all wire strands are in place before securing wire
- Captive, tri-drive head, Stainless Steel, speed screw provides easy assembly and long life
- Two-piece cord-clamp strain relief includes tri-drive screws to firmly secure the cord

Reference Information

UL File No.: E10176
CSA File No.: LR6837



Physical

Plug blades and connector contacts: Nickel-plated Brass
Super-Safeway Outer Housing: NEöTEX Paracril OZO rubber
Safeway Outer Housing: Nylon
Face Screws: Stainless Steel
Face Insert: Nylon
Wire Saddle Clamp: Brass
Cord Clamp Screws: Steel, Zinc-plated
Plug/Connector Range: .325 to .840"

Environmental

Operating Temperature: Maximum continuous 75° C, minimum -40° C (no impact)
Temperature Rise: Maximum 30° C temperature rise at full rated current after 50 cycles of overload at 150% of rated current at a power factor of 75%.

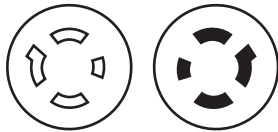


Super-Safeway Industrial Rubber Plug and Connector

Description	Plug		Connector	
	Woodhead No.	Order No.	Woodhead No.	Order No.
Yellow rubber	2808	130142-0031	2908	130145-0066

Find adapters and technical support at the end of this section

Industrial Duty Wiring Devices Locking Blade 20A 125/250V 3-Pole/4-Wire NEMA L14-20



Features and Benefits

- NEōTEX® Paracril OZO rubber body yields the best performance for abrasion, chemical exposure and temperature extremes within the Super-Safeway™ offering
- Rugged nylon bodies within the Safeway® offering provide exceptional durability and performance
- Color-coded ¼" terminal screws pre-set in open position, ready to wire
- Wire screw terminals are tri-drive to be used with straight blade, Phillips and square-drive screw drivers
- Floating blade construction provides self-alignment, and a better mechanical and electrical connection minimizing wear and heat generation
- Transparent wiring guide to verify all wire strands are in place before securing wire
- Captive, tri-drive head, Stainless Steel, speed screw provides easy assembly and long life
- Two-piece cord-clamp strain relief includes tri-drive screws to firmly secure the cord

Reference Information

UL File No.: Plug and Connector—E10176

Receptacle—E46237

CSA File No.: LR6837



Physical

Plug blades and connector contacts: Nickel-plated Brass
Super-Safeway Outer Housing: NEōTEX Paracril OZO rubber

Safeway Outer Housing: Nylon

Face Screws: Stainless Steel

Face Insert: Nylon

Wire Saddle Clamp: Brass

Cord Clamp Screws: Steel, Zinc-plated

Plug/Connector Range: .325 to .840"

Environmental


Operating Temperature: Maximum continuous 75° C, minimum -40° C (no impact)

Temperature Rise: Maximum 30° C temperature rise at full rated current after 50 cycles of overload at 150% of rated current at a power factor of 75%.



Super-Safeway Industrial Rubber Plug and Connector

Description	Plug		Connector	
	Woodhead No.	Order No.	Woodhead No.	Order No.
Yellow rubber	2674	130142-0009	2774	130142-0024



Safeway Industrial Nylon Plug and Connector

Description	Plug		Connector	
	Woodhead No.	Order No.	Woodhead No.	Order No.
Black and white	2674	130145-0015	27174	130145-0035



Safeway Receptacle and Inlet

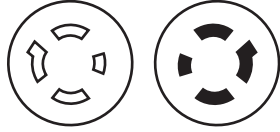
Description	Single Receptacle		Single Male Inlet	
	Woodhead No.	Order No.	Woodhead No.	Order No.
White, flanged	2774MB	130149-0042	2674MB	130149-0029
Black	4774	130149-0071		

Find adapters and technical support at the end of this section

Industrial Duty Wiring Devices Locking Blade 20A 125/250V 3-Pole/4-Wire NEMA L14-20

Wiring Devices

D



Super-Safeway Industrial Rubber Cordset

Description	Cord Length	Woodhead No.	Order No.
Yellow 16 gauge SOOW cord	15.2m (50.0')	26748124	130143-0214

Find adapters and technical support at the end of this section

Features and Benefits

- NEoTEX® Paracril OZO rubber body yields the best performance for abrasion, chemical exposure and temperature extremes within the Super-Safeway™ offering
- Rugged nylon bodies within the Safeway® offering provide exceptional durability and performance
- Color-coded ¼" terminal screws pre-set in open position, ready to wire
- Wire screw terminals are tri-drive to be used with straight blade, Phillips and square-drive screw drivers
- Floating blade construction provides self-alignment, and a better mechanical and electrical connection minimizing wear and heat generation
- Transparent wiring guide to verify all wire strands are in place before securing wire
- Captive, tri-drive head, Stainless Steel, speed screw provides easy assembly and long life
- Two-piece cord-clamp strain relief includes tri-drive screws to firmly secure the cord

Reference Information

UL File No.: E38085
CSA File No.: LR6837



Physical

Plug blades and connector contacts: Nickel-plated Brass
Super-Safeway Outer Housing: NEoTEX Paracril OZO rubber

Safeway Outer Housing: Nylon

Face Screws: Stainless Steel

Face Insert: Nylon

Wire Saddle Clamp: Brass


Cord Clamp Screws: Steel, Zinc-plated

Environmental

Operating Temperature: Maximum continuous 75° C, minimum -40° C (no impact)

Temperature Rise: Maximum 30° C temperature rise at full rated current after 50 cycles of overload at 150% of rated current at a power factor of 75%.

Industrial Duty Wiring Devices Locking Blade 20A 250V 3ø 3-Pole/4-Wire NEMA L15-20



Features and Benefits

- NEōTEX® Paracril OZO rubber body yields the best performance for abrasion, chemical exposure and temperature extremes within the Super-Safeway™ offering
- Rugged nylon bodies within the Safeway® offering provide exceptional durability and performance
- Color-coded ¼" terminal screws pre-set in open position, ready to wire
- Wire screw terminals are tri-drive to be used with straight blade, Phillips and square-drive screw drivers
- Floating blade construction provides self-alignment, and a better mechanical and electrical connection minimizing wear and heat generation
- Transparent wiring guide to verify all wire strands are in place before securing wire
- Captive, tri-drive head, Stainless Steel, speed screw provides easy assembly and long life
- Two-piece cord-clamp strain relief includes tri-drive screws to firmly secure the cord

Reference Information

UL File No.: Plug and Connector—E10176

Receptacle—E46237

CSA File No.: LR6837



Physical

Plug blades and connector contacts: Nickel-plated Brass
Super-Safeway Outer Housing: NEōTEX Paracril OZO rubber

Safeway Outer Housing: Nylon

Face Screws: Stainless Steel

Face Insert: Nylon

Wire Saddle Clamp: Brass

Cord Clamp Screws: Steel, Zinc-plated

Plug/Connector Range: .325 to .840"

Environmental

Operating Temperature: Maximum continuous 75° C, minimum -40° C (no impact)

Temperature Rise: Maximum 30° C temperature rise at full rated current after 50 cycles of overload at 150% of rated current at a power factor of 75%.



Super-Safeway Industrial Rubber Plug and Connector

Description	Plug		Connector	
	Woodhead No.	Order No.	Woodhead No.	Order No.
Yellow rubber	2675	130142-0010	2775	130142-0025



Safeway Industrial Nylon Plug and Connector

Description	Plug		Connector	
	Woodhead No.	Order No.	Woodhead No.	Order No.
Black and white	26175	130145-0017	27175	130145-0037




Safeway Receptacle and Inlet

Description	Single Receptacle	
	Woodhead No.	Order No.
Black	4775	130149-0072

Find adapters and technical support at the end of this section

Industrial Duty Wiring Devices Locking Blade 20A 480V 3Ø 3-Pole/4-Wire NEMA L16-20

Wiring Devices



Features and Benefits

- NEoTEX® Paracril OZO rubber body yields the best performance for abrasion, chemical exposure and temperature extremes within the Super-Safeway™ offering
- Rugged nylon bodies within the Safeway® offering provide exceptional durability and performance
- Color-coded ¼" terminal screws pre-set in open position, ready to wire
- Wire screw terminals are tri-drive to be used with straight blade, Phillips and square-drive screw drivers
- Floating blade construction provides self-alignment, and a better mechanical and electrical connection minimizing wear and heat generation
- Transparent wiring guide to verify all wire strands are in place before securing wire
- Captive, tri-drive head, Stainless Steel, speed screw provides easy assembly and long life
- Two-piece cord-clamp strain relief includes tri-drive screws to firmly secure the cord

Reference Information

UL File No.: Plug and Connector—E10176

Receptacle—E46237

CSA File No.: LR6837



Physical

Plug blades and connector contacts: Nickel-plated Brass
Super-Safeway Outer Housing: NEoTEX Paracril OZO rubber

Safeway Outer Housing: Nylon

Face Screws: Stainless Steel

Face Insert: Nylon

Wire Saddle Clamp: Brass

Cord Clamp Screws: Steel, Zinc-plated

Plug/Connector Range: .425 to 1.150"

Environmental


Operating Temperature: Maximum continuous 75° C,
minimum -40° C (no impact)

Temperature Rise: Maximum 30° C temperature rise at full rated current after 50 cycles of overload at 150% of rated current at a power factor of 75%.



Super-Safeway Industrial Rubber Plug and Connector

Description	Plug		Connector	
	Woodhead No.	Order No.	Woodhead No.	Order No.
Yellow rubber	2676	130142-0012	2776	130142-0026



Safeway Industrial Nylon Plug and Connector

Description	Plug		Connector	
	Woodhead No.	Order No.	Woodhead No.	Order No.
Black and white	2676	130145-0019	2776	130145-0039

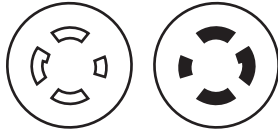


Safeway Receptacle and Inlet

Description	Single Receptacle	
	Woodhead No.	Order No.
Black	4776	130149-0074

Find adapters and technical support at the end of this section

Industrial Duty Wiring Devices Locking Blade 30A 125/250V 3-Pole/4-Wire NEMA L14-30



Features and Benefits

- NEōTEX® Paracril OZO rubber body yields the best performance for abrasion, chemical exposure and temperature extremes within the Super-Safeway™ offering
- Rugged nylon bodies within the Safeway® offering provide exceptional durability and performance
- Color-coded ¼" terminal screws pre-set in open position, ready to wire
- Wire screw terminals are tri-drive to be used with straight blade, Phillips and square-drive screw drivers
- Floating blade construction provides self-alignment, and a better mechanical and electrical connection minimizing wear and heat generation
- Transparent wiring guide to verify all wire strands are in place before securing wire
- Captive, tri-drive head, Stainless Steel, speed screw provides easy assembly and long life
- Two-piece cord-clamp strain relief includes tri-drive screws to firmly secure the cord

Reference Information

UL File No.: E10176
CSA File No.: LR6837



Physical

Plug blades and connector contacts: Nickel-plated Brass
Super-Safeway Outer Housing: NEōTEX Paracril OZO rubber

Safeway Outer Housing: Nylon

Face Screws: Stainless Steel

Face Insert: Nylon

Wire Saddle Clamp: Brass

Cord Clamp Screws: Steel, Zinc-plated

Plug/Connector Range: .425 to 1.150"

Environmental

Operating Temperature: Maximum continuous 75° C, minimum -40° C (no impact)

Temperature Rise: Maximum 30° C temperature rise at full rated current after 50 cycles of overload at 150% of rated current at a power factor of 75%.



Super-Safeway Industrial Rubber Plug and Connector

Description	Plug		Connector	
	Woodhead No.	Order No.	Woodhead No.	Order No.
Yellow rubber	2874	130142-0036	2974	130142-0043



Safeway Industrial Nylon Plug and Connector

Description	Plug		Connector	
	Woodhead No.	Order No.	Woodhead No.	Order No.
Black and white	2874	130145-0052	2974	130145-0076




Safeway Receptacle and Inlet

Description	Single Receptacle		Single Male Inlet	
	Woodhead No.	Order No.	Woodhead No.	Order No.
White, flanged	2974MB	130149-0059	2874MB	130149-0051

Find adapters and technical support at the end of this section

Industrial Duty Wiring Devices Locking Blade 30A 250V 3Ø 3-Pole/4-Wire NEMA L15-30

Wiring Devices



Features and Benefits

- NEoTEX® Paracril OZO rubber body yields the best performance for abrasion, chemical exposure and temperature extremes within the Super-Safeway™ offering
- Rugged nylon bodies within the Safeway® offering provide exceptional durability and performance
- Color-coded ¼" terminal screws pre-set in open position, ready to wire
- Wire screw terminals are tri-drive to be used with straight blade, Phillips and square-drive screw drivers
- Floating blade construction provides self-alignment, and a better mechanical and electrical connection minimizing wear and heat generation
- Transparent wiring guide to verify all wire strands are in place before securing wire
- Captive, tri-drive head, Stainless Steel, speed screw provides easy assembly and long life
- Two-piece cord-clamp strain relief includes tri-drive screws to firmly secure the cord

Reference Information

UL File No.: E10176
CSA File No.: LR6837



Physical

Plug blades and connector contacts: Nickel-plated Brass
Super-Safeway Outer Housing: NEoTEX Paracril OZO rubber

Safeway Outer Housing: Nylon

Face Screws: Stainless Steel

Face Insert: Nylon

Wire Saddle Clamp: Brass

Cord Clamp Screws: Steel, Zinc-plated

Plug/Connector Range: .425 to 1.150"

Environmental


Operating Temperature: Maximum continuous 75° C, minimum -40° C (no impact)

Temperature Rise: Maximum 30° C temperature rise at full rated current after 50 cycles of overload at 150% of rated current at a power factor of 75%.



Super-Safeway Industrial Rubber Plug and Connector

Description	Plug		Connector	
	Woodhead No.	Order No.	Woodhead No.	Order No.
Yellow rubber	2875	130142-0037	2975	130142-0044



Safeway Industrial Nylon Plug and Connector

DescriptionD-104	Plug		Connector	
	Woodhead No.	Order No.	Woodhead No.	Order No.
Black and white	28175	130145-0054	29175	130145-0078




Safeway Receptacle and Inlet

Description	Single Receptacle		Single Male Inlet	
	Woodhead No.	Order No.	Woodhead No.	Order No.
White, flanged	2975MB	130149-0060	2875MB	130149-0052

Find adapters and technical support at the end of this section

Industrial Duty Wiring Devices Locking Blade 30A 480V 3ø 3-Pole/4-Wire NEMA L16-30



Features and Benefits

- NEōTEX® Paracril OZO rubber body yields the best performance for abrasion, chemical exposure and temperature extremes within the Super-Safeway™ offering
- Rugged nylon bodies within the Safeway® offering provide exceptional durability and performance
- Color-coded ¼" terminal screws pre-set in open position, ready to wire
- Wire screw terminals are tri-drive to be used with straight blade, Phillips and square-drive screw drivers
- Floating blade construction provides self-alignment, and a better mechanical and electrical connection minimizing wear and heat generation
- Transparent wiring guide to verify all wire strands are in place before securing wire
- Captive, tri-drive head, Stainless Steel, speed screw provides easy assembly and long life
- Two-piece cord-clamp strain relief includes tri-drive screws to firmly secure the cord

Reference Information

UL File No.: Plug and Connector—E10176

Receptacle—E46237

CSA File No.: LR6837



Physical

Plug blades and connector contacts: Nickel-plated Brass
Super-Safeway Outer Housing: NEōTEX Paracril OZO rubber

Safeway Outer Housing: Nylon

Face Screws: Stainless Steel

Face Insert: Nylon

Wire Saddle Clamp: Brass

Cord Clamp Screws: Steel, Zinc-plated

Plug/Connector Range: .425 to 1.150"

Environmental


Operating Temperature: Maximum continuous 75° C,
minimum -40° C (no impact)

Temperature Rise: Maximum 30° C temperature rise at full rated current after 50 cycles of overload at 150% of rated current at a power factor of 75%.



Super-Safeway Industrial Rubber Plug and Connector

Description	Plug		Connector	
	Woodhead No.	Order No.	Woodhead No.	Order No.
Yellow rubber	2876	130142-0038	2976	130142-0045



Safeway Industrial Nylon Plug and Connector

Description	Plug		Connector	
	Woodhead No.	Order No.	Woodhead No.	Order No.
Yellow	2876	130145-0056	2976	130145-0080




Safeway Receptacle and Inlet

Description	Single Receptacle		Single Male Inlet	
	Woodhead No.	Order No.	Woodhead No.	Order No.
White, flanged	2976MB	130149-0061	2876MB	130149-0053
Black	4976	130149-0085		
Corrosion resistant	4976CR	130149-0086		

Find adapters and technical support at the end of this section

Industrial Duty Wiring Devices Locking Blade 30A 480V 3Ø 3-Pole/4-Wire NEMA L16-30

Wiring Devices



Features and Benefits

- NEoTEX® Paracril OZO rubber body yields the best performance for abrasion, chemical exposure and temperature extremes within the Super-Safeway™ offering
- Rugged nylon bodies within the Safeway® offering provide exceptional durability and performance
- Color-coded ¼" terminal screws pre-set in open position, ready to wire
- Wire screw terminals are tri-drive to be used with straight blade, Phillips and square-drive screw drivers
- Floating blade construction provides self-alignment, and a better mechanical and electrical connection minimizing wear and heat generation
- Transparent wiring guide to verify all wire strands are in place before securing wire
- Captive, tri-drive head, Stainless Steel, speed screw provides easy assembly and long life
- Two-piece cord-clamp strain relief includes tri-drive screws to firmly secure the cord

Reference Information

UL File No.: E38085
CSA File No.: LR6837



Physical

Plug blades and connector contacts: Nickel-plated Brass
Super-Safeway Outer Housing: NEoTEX Paracril OZO rubber

Safeway Outer Housing: Nylon

Face Screws: Stainless Steel

Face Insert: Nylon

Wire Saddle Clamp: Brass

Cord Clamp Screws: Steel, Zinc-plated

Environmental

Operating Temperature: Maximum continuous 75° C, minimum -40° C (no impact)

Temperature Rise: Maximum 30° C temperature rise at full rated current after 50 cycles of overload at 150% of rated current at a power factor of 75%.

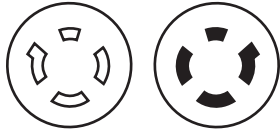


Super-Safeway Industrial Rubber Cordset

Description	Cord Length	Woodhead No.	Order No.
Yellow 10 gauge 500W cord	15.2m (50.0')	2876B104	130143-0257

Find adapters and technical support at the end of this section

**Industrial Duty
Wiring Devices
Locking Blade
30A 600V 3Ø
3-Pole/4-Wire
NEMA L17-30**



Features and Benefits

- NEōTEX® Paracril OZO rubber body yields the best performance for abrasion, chemical exposure and temperature extremes within the Super-Safeway™ offering
- Rugged nylon bodies within the Safeway® offering provide exceptional durability and performance
- Color-coded ¼" terminal screws pre-set in open position, ready to wire
- Wire screw terminals are tri-drive to be used with straight blade, Phillips and square-drive screw drivers
- Floating blade construction provides self-alignment, and a better mechanical and electrical connection minimizing wear and heat generation
- Transparent wiring guide to verify all wire strands are in place before securing wire
- Captive, tri-drive head, Stainless Steel, speed screw provides easy assembly and long life
- Two-piece cord-clamp strain relief includes tri-drive screws to firmly secure the cord

Reference Information

UL File No.: E10176
CSA File No.: LR6837



Physical

Plug blades and connector contacts: Nickel-plated Brass
Super-Safeway Outer Housing: NEōTEX Paracril OZO rubber
Safeway Outer Housing: Nylon
Face Screws: Stainless Steel
Face Insert: Nylon
Wire Saddle Clamp: Brass
Cord Clamp Screws: Steel, Zinc-plated
Plug/Connector Range: .425 to 1.150"

Environmental

Operating Temperature: Maximum continuous 75° C, minimum -40° C (no impact)
Temperature Rise: Maximum 30° C temperature rise at full rated current after 50 cycles of overload at 150% of rated current at a power factor of 75%.



Super-Safeway Industrial Rubber Plug and Connector

Description	Plug		Connector	
	Woodhead No.	Order No.	Woodhead No.	Order No.
Yellow rubber	2877	130142-0039	2977	130142-0046



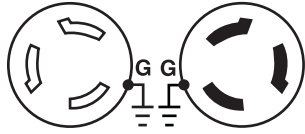
Safeway Industrial Nylon Plug and Connector

Description	Plug		Connector	
	Woodhead No.	Order No.	Woodhead No.	Order No.
Black and white	28177	130145-0058	29177	130145-0082

Find adapters and technical support at the end of this section

Industrial Duty Wiring Devices Locking Blade 50A 125/250V 3-Pole/4-Wire Non-NEMA Locking CA

Wiring Devices



Features and Benefits

- Rugged nylon bodies within the Safeway® offering provide exceptional durability and performance
- Color-coded ¼" terminal screws pre-set in open position, ready to wire
- Wire screw terminals are tri-drive to be used with straight blade, Phillips and square-drive screw drivers
- Floating blade construction provides self-alignment, and a better mechanical and electrical connection minimizing wear and heat generation
- Transparent wiring guide to verify all wire strands are in place before securing wire
- Captive, tri-drive head, Stainless Steel, speed screw provides easy assembly and long life
- Two-piece cord-clamp strain relief includes tri-drive screws to firmly secure the cord

Physical

Plug blades and connector contacts: Nickel-plated Brass
Safeway Outer Housing: Nylon
Face Screws: Stainless Steel
Face Insert: Nylon
Wire Saddle Clamp: Brass
Cord Clamp Screws: Steel, Zinc-plated

Environmental

Operating Temperature: Maximum continuous 75° C, minimum -40° C (no impact)
Temperature Rise: Maximum 30° C temperature rise at full rated current after 50 cycles of overload at 150% of rated current at a power factor of 75%.



Safeway Industrial Nylon Plug and Connector

Description	Plug		Connector	
	Woodhead No.	Order No.	Woodhead No.	Order No.
Yellow	CS6365N	130155-0134	CS6364N	130155-0133

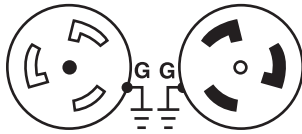


Safeway Receptacle and Inlet

Description	Single Receptacle		Single Male Inlet	
	Woodhead No.	Order No.	Woodhead No.	Order No.
White, flanged			CS6375	130155-0137
Black	CS6369	130155-0135		

Find adapters and technical support at the end of this section

Industrial Duty Wiring Devices Locking Blade 50A 250V 3Ø 3-Pole/4-Wire Non-NEMA Locking CA



Features and Benefits

- Rugged nylon bodies within the Safeway® offering provide exceptional durability and performance
- Color-coded ¼" terminal screws pre-set in open position, ready to wire
- Wire screw terminals are tri-drive to be used with straight blade, Phillips and square-drive screw drivers
- Floating blade construction provides self-alignment, and a better mechanical and electrical connection minimizing wear and heat generation
- Transparent wiring guide to verify all wire strands are in place before securing wire
- Captive, tri-drive head, Stainless Steel, speed screw provides easy assembly and long life
- Two-piece cord-clamp strain relief includes tri-drive screws to firmly secure the cord

Physical

Plug blades and connector contacts: Nickel-plated Brass
 Super-Safeway Outer Housing: NEöTEX® Paracril OZO rubber
 Safeway Outer Housing: Nylon
 Face Screws: Stainless Steel
 Face Insert: Nylon
 Wire Saddle Clamp: Brass
 Cord Clamp Screws: Steel, Zinc-plated

Environmental

Operating Temperature: Maximum continuous 75° C, minimum -40° C (no impact)
 Temperature Rise: Maximum 30° C temperature rise at full rated current after 50 cycles of overload at 150% of rated current at a power factor of 75%.

D

Wiring Devices



Safeway Industrial Nylon Plug and Connector

Description	Plug		Connector	
	Woodhead No.	Order No.	Woodhead No.	Order No.
Yellow	CS8365N	130155-0157	CS8364N	130155-0156



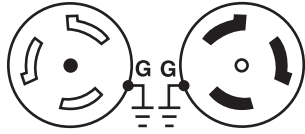
Safeway Receptacle and Inlet

Description	Single Receptacle		Single Male Inlet	
	Woodhead No.	Order No.	Woodhead No.	Order No.
White, flanged			CS8375	130155-0159
Black	CS8369	130155-0158		

Find adapters and technical support at the end of this section

Industrial Duty Wiring Devices Locking Blade 50A 480V 3Ø 3-Pole/4-Wire Non-NEMA Locking CA

D
Wiring Devices



Features and Benefits

- Rugged nylon bodies within the Safeway® offering provide exceptional durability and performance
- Color-coded ¼" terminal screws pre-set in open position, ready to wire
- Wire screw terminals are tri-drive to be used with straight blade, Phillips and square-drive screw drivers
- Floating blade construction provides self-alignment, and a better mechanical and electrical connection minimizing wear and heat generation
- Transparent wiring guide to verify all wire strands are in place before securing wire
- Captive, tri-drive head, Stainless Steel, speed screw provides easy assembly and long life
- Two-piece cord-clamp strain relief includes tri-drive screws to firmly secure the cord

Physical

Plug blades and connector contacts: Nickel-plated Brass
Safeway Outer Housing: Nylon
Face Screws: Stainless Steel
Face Insert: Nylon
Wire Saddle Clamp: Brass
Cord Clamp Screws: Steel, Zinc-plated

Environmental

Operating Temperature: Maximum continuous 75° C, minimum -40° C (no impact)
Temperature Rise: Maximum 30° C temperature rise at full rated current after 50 cycles of overload at 150% of rated current at a power factor of 75%.



Safeway Industrial Nylon Plug and Connector

Description	Plug		Connector	
	Woodhead No.	Order No.	Woodhead No.	Order No.
Black and white	CS8165N	130155-0145	CS8164N	130155-0144

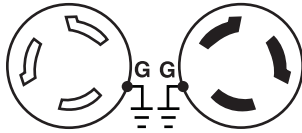


Safeway Receptacle and Inlet

Description	Single Receptacle		Single Male Inlet	
	Woodhead No.	Order No.	Woodhead No.	Order No.
White, flanged			CS8175	130155-0147
Black	CS8169	130155-0146		

Find adapters and technical support at the end of this section

**Industrial Duty
Wiring Devices
Locking Blade
50A 600V AC/250V DC
Grounding
3-Pole/4-Wire
Non-NEMA**



Features and Benefits

- Rugged nylon bodies within the Safeway® offering provide exceptional durability and performance
- Color-coded ¼" terminal screws pre-set in open position, ready to wire
- Wire screw terminals are tri-drive to be used with straight blade, Phillips and square-drive screw drivers
- Floating blade construction provides self-alignment, and a better mechanical and electrical connection minimizing wear and heat generation
- Transparent wiring guide to verify all wire strands are in place before securing wire
- Captive, tri-drive head, Stainless Steel, speed screw provides easy assembly and long life
- Two-piece cord-clamp strain relief includes tri-drive screws to firmly secure the cord

Physical

Plug blades and connector contacts: Nickel-plated Brass
 Super-Safeway Outer Housing: NEoTEX® Paracril OZO rubber
 Safeway Outer Housing: Nylon
 Face Screws: Stainless Steel
 Face Insert: Nylon
 Wire Saddle Clamp: Brass
 Cord Clamp Screws: Steel, Zinc-plated

Environmental

Operating Temperature: Maximum continuous 75° C, minimum -40° C (no impact)
 Temperature Rise: Maximum 30° C temperature rise at full rated current after 50 cycles of overload at 150% of rated current at a power factor of 75%.



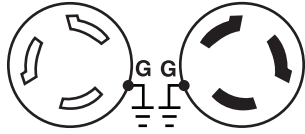
Safeway Industrial Nylon Plug and Connector

Description	Plug		Connector	
	Woodhead No.	Order No.	Woodhead No.	Order No.
Yellow	7765N	130155-0123	7764N	130155-0122

Find adapters and technical support at the end of this section

Industrial Duty Wiring Devices Locking Blade 50A 600V AC/250V DC 3-Pole/4-Wire Non-NEMA Locking

Wiring Devices



Features and Benefits

- Rugged nylon bodies within the Safeway® offering provide exceptional durability and performance
- Color-coded ¼" terminal screws pre-set in open position, ready to wire
- Wire screw terminals are tri-drive to be used with straight blade, Phillips and square-drive screw drivers
- Floating blade construction provides self-alignment, and a better mechanical and electrical connection minimizing wear and heat generation
- Transparent wiring guide to verify all wire strands are in place before securing wire
- Captive, tri-drive head, Stainless Steel, speed screw provides easy assembly and long life
- Two-piece cord-clamp strain relief includes tri-drive screws to firmly secure the cord

Physical

Plug blades and connector contacts: Nickel-plated Brass
Super-Safeway Outer Housing: NEōTEX® Paracril OZO rubber
Safeway Outer Housing: Nylon
Face Screws: Stainless Steel
Face Insert: Nylon
Wire Saddle Clamp: Brass
Cord Clamp Screws: Steel, Zinc-plated

Environmental

Operating Temperature: Maximum continuous 75° C, minimum -40° C (no impact)
Temperature Rise: Maximum 30° C temperature rise at full rated current after 50 cycles of overload at 150% of rated current at a power factor of 75%.



Safeway Industrial Nylon Plug and Connector

Description	Plug		Connector	
	Woodhead No.	Order No.	Woodhead No.	Order No.
Yellow	3765N	130155-0042	3764N	130155-0041

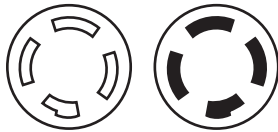


Safeway Receptacle and Inlet

Description	Single Receptacle		Single Male Inlet	
	Woodhead No.	Order No.	Woodhead No.	Order No.
White, Flanged			3775	130155-0044
Black	3769	130155-0043		

Find adapters and technical support at the end of this section

Industrial Duty Wiring Devices Locking Blade 20A 208V 4-Pole/4-Wire Non-NEMA



Super-Safeway Industrial Rubber Plug and Connector

Description	Plug		Connector	
	Woodhead No.	Order No.	Woodhead No.	Order No.
Yellow rubber	2609	130142-0006	2709	130142-0019

Find adapters and technical support at the end of this section

Features and Benefits

- NEōTEX® Paracril OZO rubber body yields the best performance for abrasion, chemical exposure and temperature extremes within the Super-Safeway™ offering
- Color-coded ¼" terminal screws pre-set in open position, ready to wire
- Wire screw terminals are tri-drive to be used with straight blade, Phillips and square-drive screw drivers
- Floating blade construction provides self-alignment, and a better mechanical and electrical connection minimizing wear and heat generation
- Transparent wiring guide to verify all wire strands are in place before securing wire
- Captive, tri-drive head, Stainless Steel, speed screw provides easy assembly and long life
- Two-piece cord-clamp strain relief includes tri-drive screws to firmly secure the cord

Reference Information

UL File No.: E10176
CSA File No.: LR6837  

Physical

Plug blades and connector contacts: Nickel-plated Brass
Super-Safeway Outer Housing: NEōTEX Paracril OZO rubber
Safeway Outer Housing: Nylon
Face Screws: Stainless Steel
Face Insert: Nylon
Wire Saddle Clamp: Brass
Cord Clamp Screws: Steel, Zinc-plated
Plug/Connector Range: .425 to 1.150"

Environmental

Operating Temperature: Maximum continuous 75° C, minimum -40° C (no impact)
Temperature Rise: Maximum 30° C temperature rise at full rated current after 50 cycles of overload at 150% of rated current at a power factor of 75%.

Industrial Duty Wiring Devices Locking Blade 30A 208V 4-Pole/4-Wire Non-NEMA Locking



Super-Safeway Industrial Rubber Plug and Connector

Description	Plug		Connector	
	Woodhead No.	Order No.	Woodhead No.	Order No.
Yellow rubber	2809	130142-0032	2909	130145-0067

Find adapters and technical support at the end of this section

Features and Benefits

- NEōTEX® Paracril OZO rubber body yields the best performance for abrasion, chemical exposure and temperature extremes within the Super-Safeway™ offering
- Color-coded ¼" terminal screws pre-set in open position, ready to wire
- Wire screw terminals are tri-drive to be used with straight blade, Phillips and square-drive screw drivers
- Floating blade construction provides self-alignment, and a better mechanical and electrical connection minimizing wear and heat generation
- Transparent wiring guide to verify all wire strands are in place before securing wire
- Captive, tri-drive head, Stainless Steel, speed screw provides easy assembly and long life
- Two-piece cord-clamp strain relief includes tri-drive screws to firmly secure the cord

Reference Information

UL File No.: E10176
CSA File No.: LR6837  

Physical

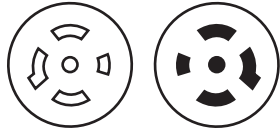
Plug blades and connector contacts: Nickel-plated Brass
Super-Safeway Outer Housing: NEōTEX Paracril OZO rubber
Safeway Outer Housing: Nylon
Face Screws: Stainless Steel
Face Insert: Nylon
Wire Saddle Clamp: Brass
Cord Clamp Screws: Steel, Zinc-plated
Plug/Connector Range: .425 to 1.150"

Environmental

Operating Temperature: Maximum continuous 75° C, minimum -40° C (no impact)
Temperature Rise: Maximum 30° C temperature rise at full rated current after 50 cycles of overload at 150% of rated current at a power factor of 75%.

Industrial Duty Wiring Devices Locking Blade 20A 208V 3Ø 4-Pole/5-Wire NEMA L21-20

Wiring Devices



Features and Benefits

- NEöTEX® Paracril OZO rubber body yields the best performance for abrasion, chemical exposure and temperature extremes within the Super-Safeway™ offering
- Color-coded ¼" terminal screws pre-set in open position, ready to wire
- Wire screw terminals are tri-drive to be used with straight blade, Phillips and square-drive screw drivers
- Floating blade construction provides self-alignment, and a better mechanical and electrical connection minimizing wear and heat generation
- Transparent wiring guide to verify all wire strands are in place before securing wire
- Captive, tri-drive head, Stainless Steel, speed screw provides easy assembly and long life
- Two-piece cord-clamp strain relief includes tri-drive screws to firmly secure the cord

Reference Information

UL File No.: E10176
CSA File No.: LR6837



Physical

Plug blades and connector contacts: Nickel-plated Brass
Super-Safeway Outer Housing: NEöTEX Paracril OZO rubber
Safeway Outer Housing: Nylon
Face Screws: Stainless Steel
Face Insert: Nylon
Wire Saddle Clamp: Brass
Cord Clamp Screws: Steel, Zinc-plated
Plug/Connector Range: .325 to .840"

Environmental

Operating Temperature: Maximum continuous 75° C, minimum -40° C (no impact)
Temperature Rise: Maximum 30° C temperature rise at full rated current after 50 cycles of overload at 150% of rated current at a power factor of 75%.




Super-Safeway Industrial Rubber Plug and Connector

Description	Plug		Connector	
	Woodhead No.	Order No.	Woodhead No.	Order No.
Yellow rubber	2681	130142-0014	2781	130142-0028

Find adapters and technical support at the end of this section

Industrial Duty Wiring Devices Locking Blade 20A 480V 3Ø 4-Pole/5-Wire NEMA L22-20



Features and Benefits

- NEöTEX® Paracril OZO rubber body yields the best performance for abrasion, chemical exposure and temperature extremes within the Super-Safeway™ offering
- Color-coded ¼" terminal screws pre-set in open position, ready to wire
- Wire screw terminals are tri-drive to be used with straight blade, Phillips and square-drive screw drivers
- Floating blade construction provides self-alignment, and a better mechanical and electrical connection minimizing wear and heat generation
- Transparent wiring guide to verify all wire strands are in place before securing wire
- Captive, tri-drive head, Stainless Steel, speed screw provides easy assembly and long life
- Two-piece cord-clamp strain relief includes tri-drive screws to firmly secure the cord

Reference Information

UL File No.: E10176
CSA File No.: LR6837



Physical

Plug blades and connector contacts: Nickel-plated Brass
Super-Safeway Outer Housing: NEöTEX Paracril OZO rubber
Safeway Outer Housing: Nylon
Face Screws: Stainless Steel
Face Insert: Nylon
Wire Saddle Clamp: Brass
Cord Clamp Screws: Steel, Zinc-plated
Plug/Connector Range: .325 to .840"

Environmental

Operating Temperature: Maximum continuous 75° C, minimum -40° C (no impact)
Temperature Rise: Maximum 30° C temperature rise at full rated current after 50 cycles of overload at 150% of rated current at a power factor of 75%.




Super-Safeway Industrial Rubber Plug and Connector

Description	Plug		Connector	
	Woodhead No.	Order No.	Woodhead No.	Order No.
Yellow rubber	2682	130142-0015	2782	130142-0029

Find adapters and technical support at the end of this section

Industrial Duty Wiring Devices Locking Blade 20A 600V 3ø 4-Pole/5-Wire NEMA L23-20



Features and Benefits

- NEōTEX® Paracril OZO rubber body yields the best performance for abrasion, chemical exposure and temperature extremes within the Super-Safeway™ offering
- Color-coded ¼" terminal screws pre-set in open position, ready to wire
- Wire screw terminals are tri-drive to be used with straight blade, Phillips and square-drive screw drivers
- Floating blade construction provides self-alignment, and a better mechanical and electrical connection minimizing wear and heat generation
- Transparent wiring guide to verify all wire strands are in place before securing wire
- Captive, tri-drive head, Stainless Steel, speed screw provides easy assembly and long life
- Two-piece cord-clamp strain relief includes tri-drive screws to firmly secure the cord

Reference Information

UL File No.: E10176
CSA File No.: LR6837  

Physical

Plug blades and connector contacts: Nickel-plated Brass
Super-Safeway Outer Housing: NEōTEX Paracril OZO rubber
Safeway Outer Housing: Nylon
Face Screws: Stainless Steel
Face Insert: Nylon
Wire Saddle Clamp: Brass
Cord Clamp Screws: Steel, Zinc-plated
Plug/Connector Range: .325 to .840"

Environmental

Operating Temperature: Maximum continuous 75° C,
minimum -40° C (no impact)
Temperature Rise: Maximum 30° C temperature rise at full
rated current after 50 cycles of overload at 150% of
rated current at a power factor of 75%.




Super-Safeway Industrial Rubber Plug and Connector

Description	Plug		Connector	
	Woodhead No.	Order No.	Woodhead No.	Order No.
Yellow rubber	2683	130142-0016	2783	130142-0030

Find adapters and technical support at the end of this section

Industrial Duty Wiring Devices Locking Blade 30A 208V 3ø 4-Pole/5-Wire NEMA L21-30



Features and Benefits

- NEōTEX® Paracril OZO rubber body yields the best performance for abrasion, chemical exposure and temperature extremes within the Super-Safeway™ offering
- Color-coded ¼" screws pre-set in open position, ready to wire
- Wire screw terminals are tri-drive to be used with straight blade, Phillips and square-drive screw drivers
- Floating blade construction provides self-alignment, and a better mechanical and electrical connection minimizing wear and heat generation
- Transparent wiring guide to verify all wire strands are in place before securing wire
- Captive, tri-drive head, Stainless Steel, speed screw provides easy assembly and long life
- Two-piece cord-clamp strain relief includes tri-drive screws to firmly secure the cord

Reference Information

UL File No.: E10176
CSA File No.: LR6837  

Physical

Plug blades and connector contacts: Nickel-plated Brass
Super-Safeway Outer Housing: NEōTEX Paracril OZO rubber
Safeway Outer Housing: Nylon
Face Screws: Stainless Steel
Face Insert: Nylon
Wire Saddle Clamp: Brass
Cord Clamp Screws: Steel, Zinc-plated
Plug/Connector Range: .425 to 1.150"

Environmental

Operating Temperature: Maximum continuous 75° C,
minimum -40° C (no impact)
Temperature Rise: Maximum 30° C temperature rise at full
rated current after 50 cycles of overload at 150% of
rated current at a power factor of 75%.




Super-Safeway Industrial Rubber Plug and Connector

Description	Plug		Connector	
	Woodhead No.	Order No.	Woodhead No.	Order No.
Yellow rubber	2881	130142-0040	2981	130142-0047

Find adapters and technical support at the end of this section

Industrial Duty Wiring Devices Locking Blade 30A 480V 3Ø 4-Pole/5-Wire NEMA L22-30

Wiring Devices



Features and Benefits

- NEöTEX® Paracril OZO rubber body yields the best performance for abrasion, chemical exposure and temperature extremes within the Super-Safeway™ offering
- Color-coded ¼" terminal screws pre-set in open position, ready to wire
- Wire screw terminals are tri-drive to be used with straight blade, Phillips and square-drive screw drivers
- Floating blade construction provides self-alignment, and a better mechanical and electrical connection minimizing wear and heat generation
- Transparent wiring guide to verify all wire strands are in place before securing wire
- Captive, tri-drive head, Stainless Steel, speed screw provides easy assembly and long life
- Two-piece cord-clamp strain relief includes tri-drive screws to firmly secure the cord

Reference Information

UL File No.: E10176
CSA File No.: LR6837



Physical

Plug blades and connector contacts: Nickel-plated Brass
Super-Safeway Outer Housing: NEöTEX Paracril OZO rubber
Safeway Outer Housing: Nylon
Face Screws: Stainless Steel
Face Insert: Nylon
Wire Saddle Clamp: Brass
Cord Clamp Screws: Steel, Zinc-plated
Plug/Connector Range: .425 to 1.150"

Environmental

Operating Temperature: Maximum continuous 75° C, minimum -40° C (no impact)
Temperature Rise: Maximum 30° C temperature rise at full rated current after 50 cycles of overload at 150% of rated current at a power factor of 75%.




Super-Safeway Industrial Rubber Plug and Connector

Description	Plug		Connector	
	Woodhead No.	Order No.	Woodhead No.	Order No.
Yellow rubber	2882	130142-0041	2982	130142-0048

Find adapters and technical support at the end of this section

Industrial Duty Wiring Devices Locking Blade 30A 600V 3Ø 4-Pole/5-Wire NEMA L23-30



Features and Benefits

- NEöTEX® Paracril OZO rubber body yields the best performance for abrasion, chemical exposure and temperature extremes within the Super-Safeway™ offering
- Color-coded ¼" terminal screws pre-set in open position, ready to wire
- Wire screw terminals are tri-drive to be used with straight blade, Phillips and square-drive screw drivers
- Floating blade construction provides self-alignment, and a better mechanical and electrical connection minimizing wear and heat generation
- Transparent wiring guide to verify all wire strands are in place before securing wire
- Captive, tri-drive head, Stainless Steel, speed screw provides easy assembly and long life
- Two-piece cord-clamp strain relief includes tri-drive screws to firmly secure the cord

Reference Information

UL File No.: E10176
CSA File No.: LR6837



Physical

Plug blades and connector contacts: Nickel-plated Brass
Super-Safeway Outer Housing: NEöTEX Paracril OZO rubber
Safeway Outer Housing: Nylon
Face Screws: Stainless Steel
Face Insert: Nylon
Wire Saddle Clamp: Brass
Cord Clamp Screws: Steel, Zinc-plated
Plug/Connector Range: .425 to 1.150"

Environmental

Operating Temperature: Maximum continuous 75° C, minimum -40° C (no impact)
Temperature Rise: Maximum 30° C temperature rise at full rated current after 50 cycles of overload at 150% of rated current at a power factor of 75%.



Super-Safeway Industrial Rubber Plug and Connector

Description	Plug		Connector	
	Woodhead No.	Order No.	Woodhead No.	Order No.
Yellow rubber	2883	130142-0042	2983	130142-0049

Find adapters and technical support at the end of this section

Industrial Duty Wiring Devices Super-Safeway™ Adapters



Read across for plug (blade) configuration, then read down for receptacle (slot) configuration. Order the Woodhead number in intersecting box.

The following letter codes indicate limited use adapters:

- A For use only with receptacles wired for 125V single-phase grounding service.
- B For use only up to a maximum of 15A.
- C For use only with receptacles wires for 15A/125V single-phase grounding service

Features and Benefits

- NEōTEX® Paracril OZO rubber body yields the best performance for abrasion, chemical exposure and temperature extremes within the Super-Safeway™ offering
- Floating blade construction provides self-alignment, and a better mechanical and electrical connection minimizing wear and heat generation

Reference Information

UL File No.: E10176
CSA File No.: LR6837



Physical

Plug blades and connector contacts: Nickel-plated Brass
Super-Safeway Outer Housing: NEōTEX Paracril OZO rubber

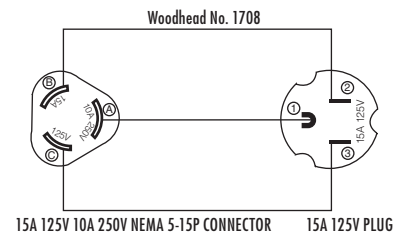
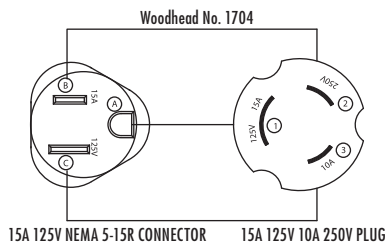
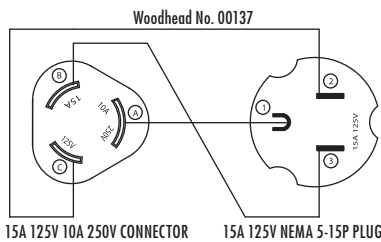
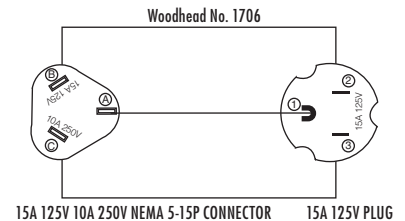
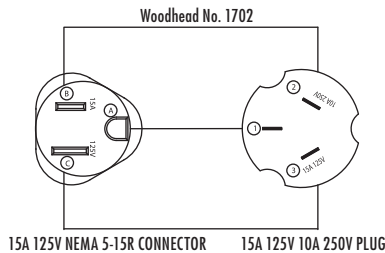
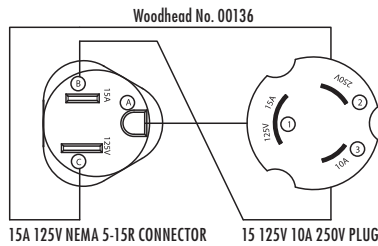
Environmental


















Operating Temperature: Maximum continuous 75° C, minimum -40° C (no impact)
Temperature Rise: Maximum 30° C temperature rise at full rated current after 50 cycles of overload at 150% of rated current at a power factor of 75%.

Receptable (female end)	Plug (Male End)							
	15A/125V 5-15	15A/125V* Non-NEMA	20A/125V 5-20	15A/125V L5-15	15A/125V* Non-NEMA	20A/125V L5-20	20A/125V P and S Pins	20A/250V Non-NEMA
15A/125V 5-15		1702 [†] C		1705	1704 [†] 00136 [†] C	1740		1730
15A/125V* Non-NEMA	1706							
20A/125V 5-20						1740	1733	1730 A
15A/125V L5-15	1712				1725 C	1783		
15A/125V* Non-NEMA	1708 00137			1719				
20A/125V L5-20	1744 B		1741					
20A/250V Non-NEMA	1732 C							

* Also rated 10A/250V

[†] For adapter wiring, refer to wiring schematics below, not UL or CSA



Adapter	Woodhead No.	Order No.	Adapter	Woodhead No.	Order No.
	1706*†	130151-0015		1719*	130151-0018
	1712	130151-0017		1704*	130151-0013
	1708*	130151-0016		00136*†	130151-0001
	00137*†	130151-0002		1725*	130151-0019
	1744*	130151-0025		1740	130151-0023
	1732*	130151-0021		1783*	130151-0026
	1702*†	130151-0012		1733*	130151-0022
	1741	130151-0024		1730*†	130151-0020
	1705	130151-0014			

* Not UL listed
† Not CSA listed

Wiring Devices

Industrial Duty

60.0A

277V/480V

4-Pole/5-Wire

Features and Benefits

- Designed specifically for the Expo Center environment
- Woodhead Expo Connectors provide a single device that accepts both flat and round cable, a durable light-weight construction and a non-conductive exterior. This new design provides compact versatility in 60A configurations.
- Woodhead Expo Connectors are specifically designed for power distribution from ceiling drops, wall mounts and floor boxes to portable panel-boards.

Reference Information

UL File No.: E145923
 CSA File No.: LR6837



Physical

Pins: Brass
 Housing, Insert, Clamp: Polycarbonate

Environmental

General purpose

Expo Connector	Face View	Type	Description	Woodhead No.	Order No.
		Plug	60A Safeway Pin and Sleeve Device, Exposition Plug, 4-Pole/5-Wire Grounding with Flat Cable	Y560PF	130150-0284
		Inlet	60A Safeway Pin and Sleeve Device, Exposition Inlet, 4-Pole/5-Wire Grounding	Y560B	130150-0280
		Connector	60A Safeway Pin and Sleeve Device, Exposition Connector, 4-Pole/5-Wire Grounding with Flat Cable	Y560CF	130150-0282
		Receptacle	60A Safeway Pin and Sleeve Device, Exposition Receptacle, 4-Pole/5-Wire Grounding	Y560R	130150-0285
			60A Safeway Pin and Sleeve Device, Exposition Receptacle with Flip Lid, 4-Pole/5-Wire Grounding	Y561R	130150-0287

Safeway® Pin and Sleeve Devices Nylon

Features and Benefits

- IP44 rated
- Deadfront construction
- Self-adjusting split contact sleeves. Nickel-plated Steel spring compensates for wear, maintains constant pressure along contact surface to ensure electrical continuity and grounding
- Latching mechanism prevents accidental disengagement
- Keyway for fast, accurate alignment
- Internal strain relief with “swing away” feature
- External strain relief reduces bending arc of cable
- Large, identified terminals accept conductors one or two sizes larger or smaller than normal
- “Onion ring” neoprene bushing in cable grip accommodates wide range of cable sizes

Physical

Pins: Brass
Housing: Type G nylon
Contact Carrier: Type G nylon

Environmental

IEC Rating: IP44
IEC Standards*: 309-1 and 309-2

Applications

- Temporary power systems
- Power disconnect for portable processing equipment
- Machinery intended for export and users of foreign-built equipment

* IEC 309-1 and 309-2 are a worldwide pin and sleeve standard established by the International Electrotechnical Commission. It meets requirements of Section 410-56(g) of the National Electrical Code



20A Safeway Devices

Pole/Wire	Color	Voltage	Receptacle		Plug		Connector	
			Woodhead No.	Order No.	Woodhead No.	Order No.	Woodhead No.	Order No.
2-Pole/3-Wire	Yellow	125	320R4	130150-0056	320P4	130150-0049	320C4	130150-0036
2-Pole/3-Wire	Blue	250	320R6	130150-0058	320P6	130150-0052	320C6	130150-0039
2-Pole/3-Wire	Gray	277	320R5	130150-0289	320P5	130150-0051	320C5	130150-0038
3-Pole/4-Wire	Orange	125/250	420R12	130150-0143	420P12	130150-0135	420C12	130198-0124
3-Pole/4-Wire	Blue	3ø250	420R9	130150-0149	420P9	130150-0141	420C9	130150-0288
3-Pole/4-Wire	Red	3ø480	420R7	130150-0147	420P7	130150-0139	420C7	130150-0127
3-Pole/4-Wire	Black	3ø600	420R5	130150-0145	420P5	130150-0137	420C5	130150-0125
4-Pole/5-Wire	Blue	3øY 120/208	520R9	130150-0244	520P9	130150-0240	520C9	130150-0229
5-Pole/5-Wire	Red	3øY 277/480	520R7	130150-0242	520P7	130150-0238	520C7	130150-0227

30A Safeway Devices

Pole/Wire	Color	Voltage	Receptacle		Plug		Connector	
			Woodhead No.	Order No.	Woodhead No.	Order No.	Woodhead No.	Order No.
3-Pole/4-Wire	Red	3ø480	420R7	130150-0147	430P7	130150-0170	430C7	130150-0157

60A Safeway Devices

Pole/Wire	Color	Voltage	Receptacle		Plug		Connector	
			Woodhead No.	Order No.	Woodhead No.	Order No.	Woodhead No.	Order No.
3-Pole/4-Wire	Orange	125/250	460R12	130150-0206	460P12	130150-0198	460C12	130150-0185
3-Pole/4-Wire	Blue	3ø250	460R9	130150-0212	460P9	130150-0204	460C9	130150-0191
3-Pole/4-Wire	Red	3ø480	460R7	130150-0210	460P7	130150-0202	460C7	130150-0189
3-Pole/4-Wire	Black	3ø600	460R5	130150-0208	460P5	130150-0200	460C5	130150-0187

Note: Angled inlet and mechanical interlock also available for 2-Pole/3-Wire, 4-Pole/5-Wire

Technical Information

Safeway®

Pin and Sleeve Devices

Industrial Duty

IEC 309 PIN AND SLEEVE CONFIGURATION AND COLOR-CODING STANDARD

Contact Positions

The grounding contact position is based on a clock face. With the keyway at bottom, the female grounding contact will appear at one of the 12 clock positions. Example: all 480V AC receptacles and connectors, regardless of amperage, have their grounding sleeve at 7 o'clock (which puts the grounding pin on all mating plugs and inlets at 5 o'clock).

Voltage Rating Color-Code

The housings of every device in a particular voltage group are identical in color for instant identification. Example: All 480V AC devices are red, all 250V AC devices are blue.

Amperage Rating Identification

Amperage differences can be identified by the relative sizes of the devices. Smallest is 20A, largest is 60A.

Woodhead Catalog Numbering System

First Digit of Woodhead Number	Second Series of Digits	Letter	Third Digit
3 = 3-Wire	20 = 20A	P = Plug	Clock position of female grounding contact
4 = 4-Wire	30 = 30A	R = Receptacle	
5 = 5-Wire	60 = 60A	C = Connector	
	100 = 100A	B = Inlet	
		BA = Angled Inlet	

Examples: 430R7 = Woodhead 4-Wire, 30A receptacle with a grounding sleeve at seven o'clock.

430P7 = Woodhead 4-Wire, 30A plug which mates with a grounding sleeve at seven o'clock.

Cord Grip Ranges

Plug and Connector Type	Cable Diameter Min. (in.)	Cable Diameter Max. (in.)
320	.395	.825
420	.395	.825
520	.395	.825
330	.395	.825
430	.710	1.20
530	.710	1.20
60A	.710	1.20

Note: For Watertite® products, see page D-61

Technical Information

Woodhead® Wiring Devices

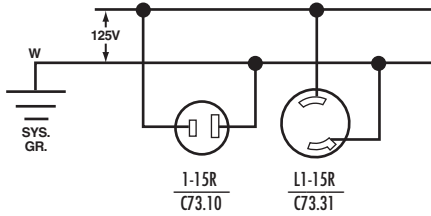
Technical Reference

Super-Safeway™ Adapters

Wiring Diagrams for NEMA Configurations
Configurations shown are for female devices.

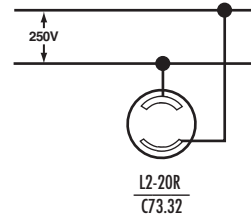
D
Wiring Devices

125V
2P, 2W



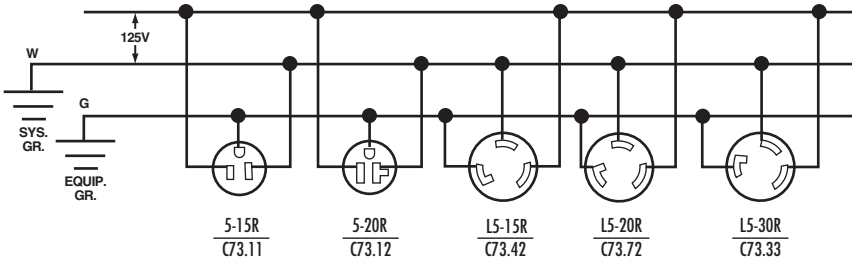
NEMA
ANSI

250V
2P, 2W



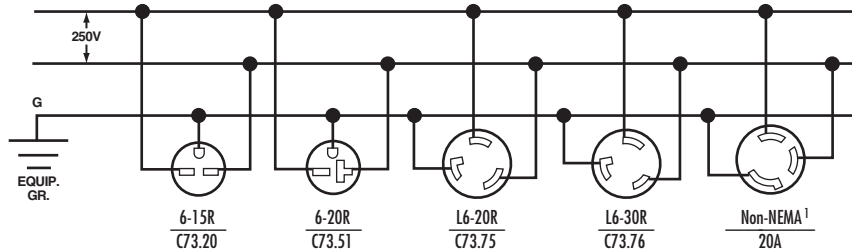
NEMA
ANSI

125
2P, 3W
GROUNDING



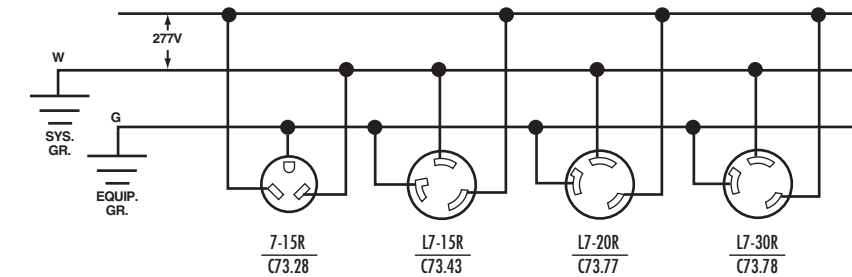
NEMA
ANSI

250V
2P, 3W
GROUNDING



NEMA
ANSI

277VAC
2P, 3W
GROUNDING



NEMA
ANSI

¹ Previously rated 20A/250V or 10A/600V.

² Previously rated 30A/250V.

Note: The above diagrams are intended to show wiring device terminal identification only.

Technical Information

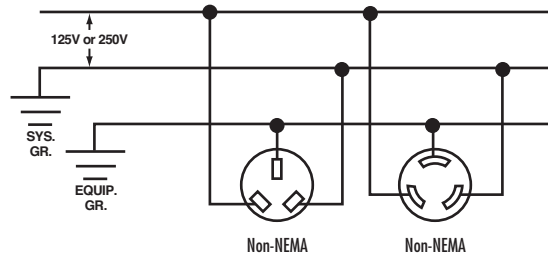
Woodhead® Wiring Devices

Technical Reference

Wiring Diagrams for NEMA Configurations

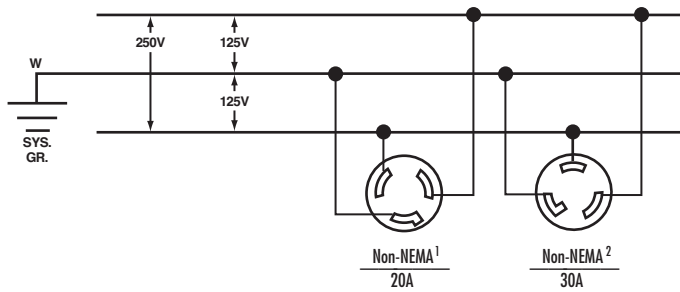
Configurations shown are for female devices.

15A 125V/10A 250V
2P, 3W
GROUNDING



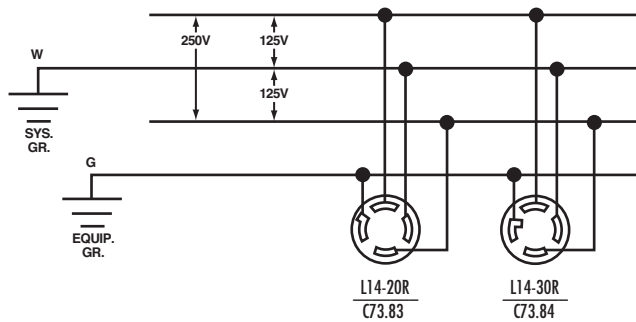
NEMA
ANSI

125/250V
3P, 3W



NEMA
ANSI

125/250V
3P, 4W
GROUNDING



NEMA
ANSI

¹ Previously rated 20A/250V or 10A/600V.

² Previously rated 30A/250V.

Note: The above diagrams are intended to show wiring device terminal identification only.

Technical Information

Woodhead® Wiring Devices

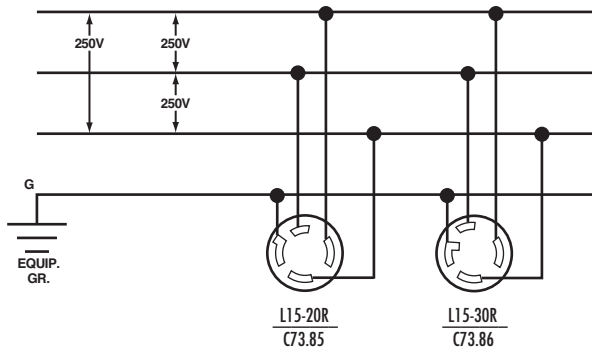
Technical Reference

Wiring Diagrams for NEMA Configurations

Configurations shown are for female devices.

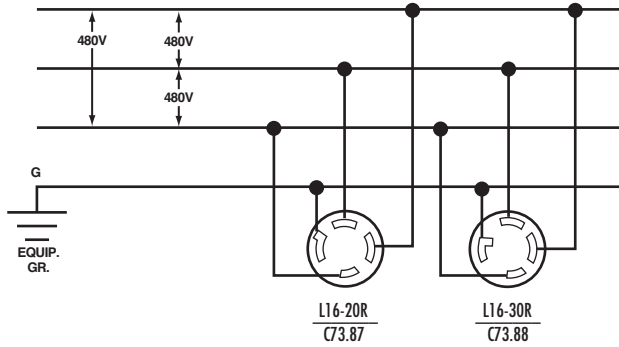
Wiring Devices

D
3ø
250V
3P, 4W
GROUNDING



NEMA
ANSI

3ø
480V
3P, 4W
GROUNDING



NEMA
ANSI

Note: The above diagrams are intended to show wiring device terminal identification only.

Technical Information

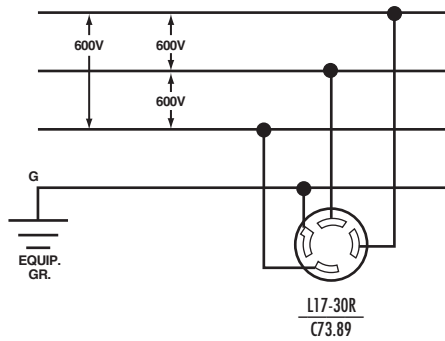
Woodhead® Wiring Devices

Technical Reference

Wiring Diagrams for NEMA Configurations

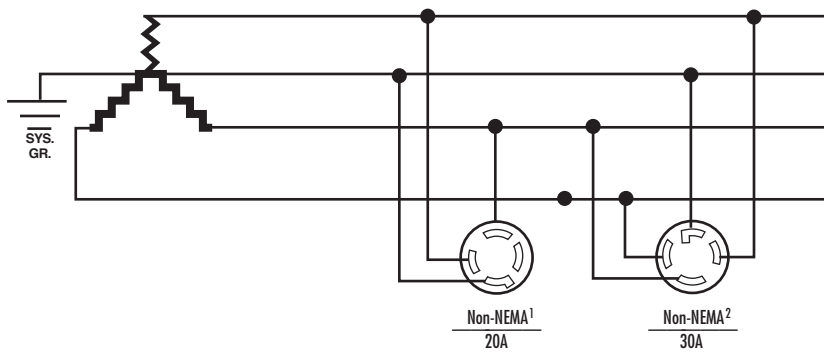
Configurations shown are for female devices.

3Ø
600V
3P, 4W
GROUNDING



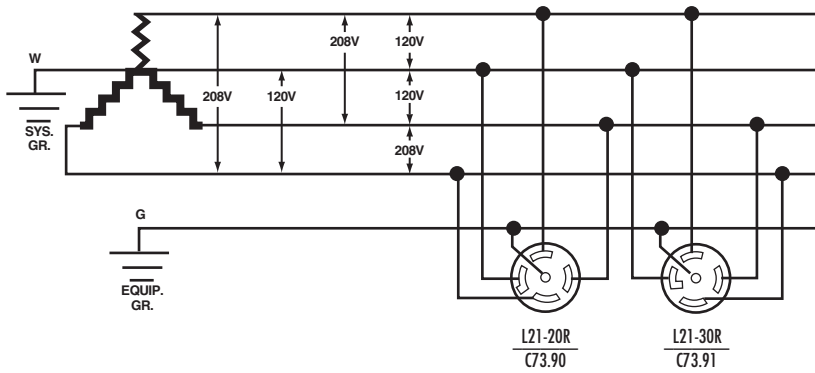
NEMA
ANSI

3Ø
120/208V
4P, 4W



NEMA
ANSI

3ØY
120/208V
4P, 5W
GROUNDING



NEMA
ANSI

¹ Previously rated 20A/250V or 10A/600V.

² Previously rated 30A/250V.

Note: The above diagrams are intended to show wiring device terminal identification only.

Technical Information

Woodhead® Wiring Devices

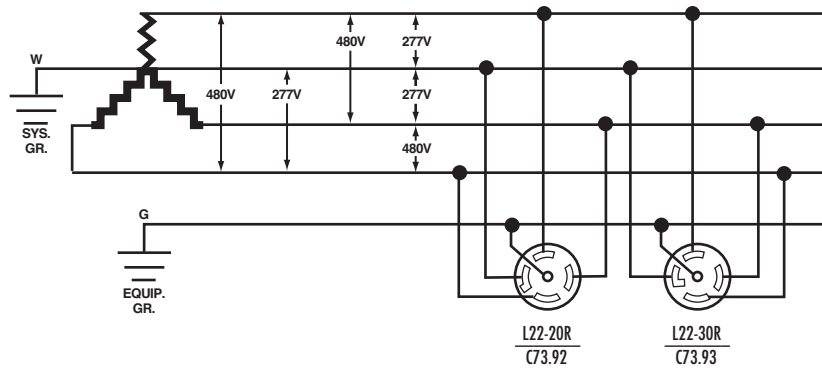
Technical Reference

Wiring Diagrams for NEMA Configurations

Configurations shown are for female devices.

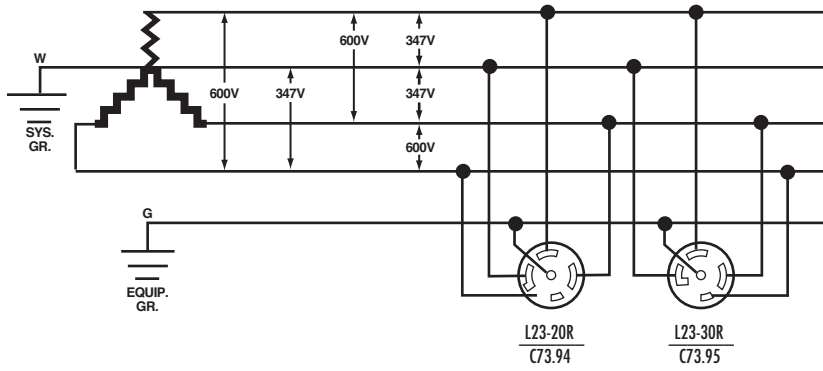
D
Wiring Devices

3 ϕ Y
277/480V
4P, 5W
GROUNDING



NEMA
ANSI

3 ϕ Y
347/600V
4P, 5W
GROUNDING



Note: The above diagrams are intended to show wiring device terminal identification only.

Technical Information

Woodhead® Wiring Devices

Technical Reference

Terminal Identification

Most Woodhead plugs, connectors, and receptacles are standard NEMA configurations. As such, standard terminal identification is used to incorporate these devices in the wiring system.

Terminal	Letter Designation	Description	Conductor
Green	G	Grounding terminal	Green, Green w/Yellow Stripe
White	W	Grounded terminal	White or Gray
X, Y, Z	X, Y, Z	Hot terminals	Black, Red, Blue, Etc. ¹

¹ There is no standard that matches color to letters. Once a correlation is chosen, it should be used consistently.

Watertite® Devices Cord Range

Dimensional Reference Information	Cord Range
F2	0.2–1.6cm (.062–.625")
F3	0.5–2.1cm (.187–.812")
F4	1.1–2.8cm (.437–1.10")
F5	2.2–3.5cm (.875–1.375")

Super-Safeway™, Safeway® Devices Cord Range

Dimensional Reference Information	Cord Range
2	0.8–1.7cm (.300–.675")
3	0.8–2.1cm (.325–.840")
4	1.1–2.9cm (.425–1.150")

Technical Information

Woodhead® Wiring Devices

Technical Reference

Horsepower Ratings for NEMA Configuration Attachment Plugs and Receptacles

15A

AC Voltage Rating	Phases	Poles	Horsepower Rating	NEMA Designation
125	1	2	½	1-15, L1-15, 5-15, L5-15
250	1	2	2	6-15, L6-15, 7-15, L7-15

20A

AC Voltage Rating	Phases	Poles	Horsepower Rating	NEMA Designation
125	1	2	1	5-20, L5-20
250	1	2	2	L2-20, 6-20, L6-20
277	1	2	2	L7-20
125/250	1	3	2 L-L, 1 L-N	10-20, L10-20, L14-20
250	3	3	5	L11-20, L15-20
480	3	3	10	L16-20
120/208	3	4	3	L21-20
277/480	3	4	10	L22-20

30A

AC Voltage Rating	Phases	Poles	Horsepower Rating	NEMA Designation
125	1	2	2	L5-30
250	1	2	3	L6-30
277	1	2	3	L7-30
125/250	1	3	2 L-N	L14-30
250	3	3	7½	L15-30
480	3	3	15	L16-30
120/208	3	4	5	L21-30
277/480	3	4	15	L22-30

L-L: Motor connected line-to-line

L-N: Motor connected line-to-neutral

Note: Horsepower ratings are not applicable to devices incorporating overcurrent protection or a switch.
Refer to ANSI/NEMA WD6-1988 for configurations of the NEMA designations.

Technical Information

Woodhead® Wiring Devices

Technical Reference

Selecting the Proper Cable Size

1. Determine the load ampacity requirements.
2. Read across for the number of current-carrying conductors.
3. Read down until the value meets or exceeds the requirements established in Step 1.
4. Read back across to left to determine the appropriate size cord.

AWG	2 Current-Carrying Conductors*	3 Current-Carrying Conductors*	4-6 Current-Carrying Conductors*
22	3A	3A	3A
18	10A	7A	5A
16	13A	10A	8A
14	18A	15A	12A
12	25A	20A	16A
10	30A	25A	20A
8	40A	35A	28A
6	55A	45A	36A
4	70A	60A	48A
2	95A	80A	64A

* In determining cord capacity, count only those conductors that are current-carrying. The grounding conductor is not counted.
 Note: For further information consult Table 400-5 of the National Electrical Code.

Nominal Cord Diameter*

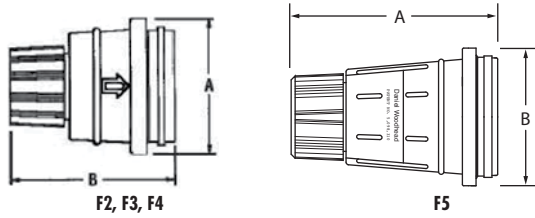
AWG	2 Conductors	3 Conductors	4 Conductors	5 Conductors
22	0.215–0.235	0.215–0.235	0.240–0.260	0.250–0.270
18	0.340–0.385	0.360–0.400	0.385–0.430	0.460–0.510
16	0.365–0.410	0.385–0.430	0.410–0.460	0.490–0.550
14	0.495–0.550	0.520–0.575	0.560–0.620	0.630–0.705
12	0.565–0.625	0.590–0.655	0.640–0.710	0.700–0.770
10	0.615–0.685	0.650–0.720	0.700–0.775	0.760–0.840
8	0.780–0.880	0.830–0.930	0.925–1.050	1.000–1.150
6	0.920–1.050	0.970–1.100	1.050–1.200	1.180–1.330
4	1.060–1.210	1.130–1.280	1.250–1.450	
2	1.210–1.400	1.300–1.500	1.450–1.650	

* Cord types S, SE, SOO, SO, SEO, ST, ST00, and ST0. Information for 2- through 18-AWG cable taken from U.L. Standard 62 "Flexible Cord and Fixture Wire."
 Information for 22 AWG cable based on Woodhead cord.

Technical Information

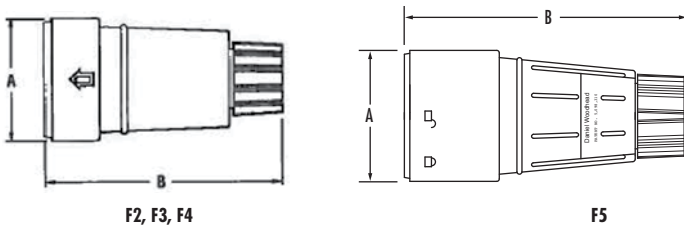
Watertite® Rubber Devices

Dimensions



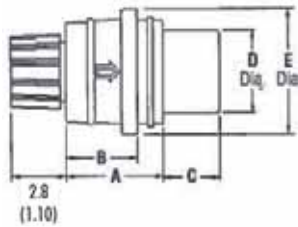
Male Plug

Cord Grip/Body Size	A Diameter	B Length
F2	4.7cm (1.85")	6.7cm (2.62")
F3	6.4cm (2.50")	7.6cm (3.00")
F4	6.9cm (2.75")	7.6cm (3.00")
F5	10.8cm (4.25")	8.3cm (3.25")



Female Connectors

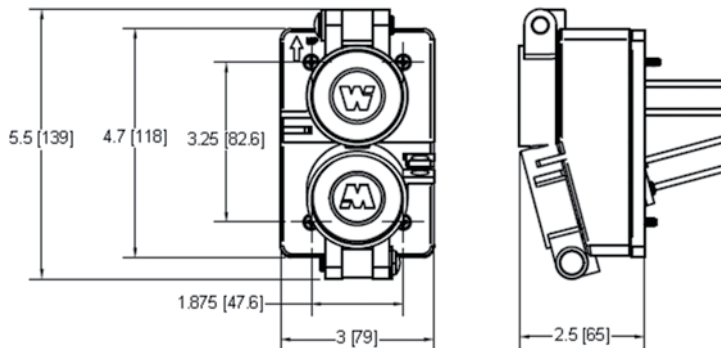
Cord Grip/Body Size	A Diameter	B Length
F2	4.7cm (1.85")	10.2cm (4.03")
F3	6.4cm (2.50")	12.0cm (4.75")
F4	6.9cm (2.75")	12.0cm (4.75")
F5	8.3cm (3.25")	16.2cm (6.38")



F2, F3, F4

Female Connector for Flip Lid with Male Receptacle

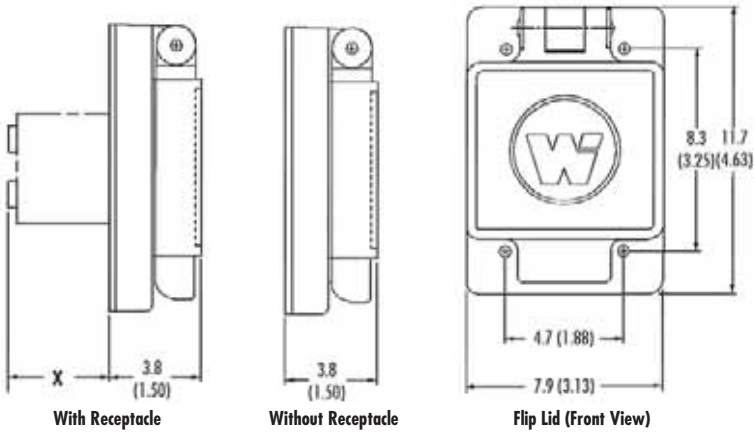
Cord Grip/Body Size	A Length	B Length	C Length	D Diameter	E Diameter
F2	4.1cm (1.63")	2.8cm (1.09")	1.8cm (.72")	3.3cm (1.30")	4.7cm (1.85")
F3	5.0cm (1.95")	3.6cm (1.43")	2.9cm (1.13")	4.2cm (1.66")	6.4cm (2.50")
F4	5.1cm (2.00")	3.8cm (1.49")	2.9cm (1.13")	4.7cm (1.86")	7.0cm (2.75")



Technical Information

Watertite® Rubber Devices

Dimensions

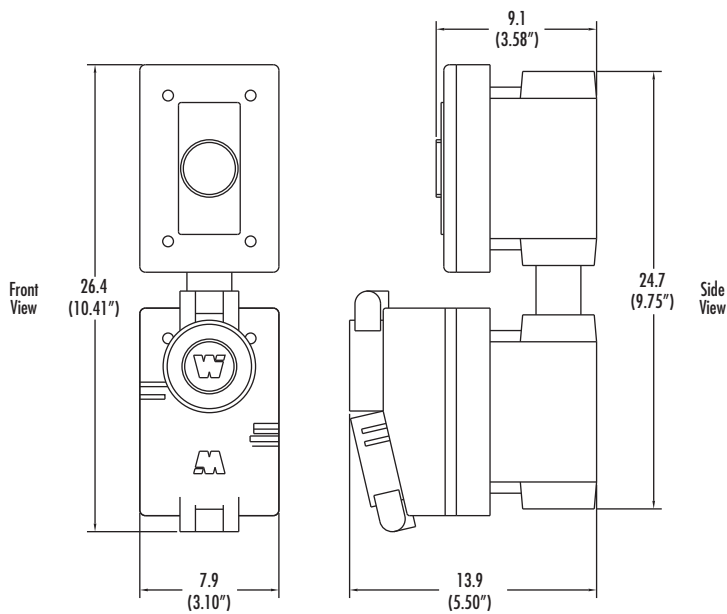


Flip Lid

Description	X Depth with Female Receptacle
Female locking 15A receptacles	2.3cm (0.91")
Female locking straight-blade 15A and 20A receptacles	2.3cm (0.91")
Female locking 20A and 30A receptacles	3.8cm (1.50")

Description	X Depth with Male Receptacle
Male locking 15A receptacles	4.8cm (1.88")
Male locking straight-blade 15A and 20A receptacles	4.8cm (1.88")
Male locking 20A and 30A receptacles	4.8cm (1.88")

GFCI Receptacle


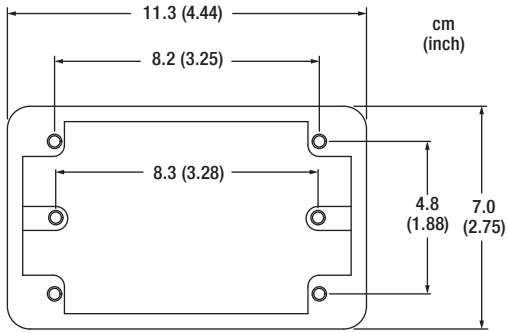


Technical Information

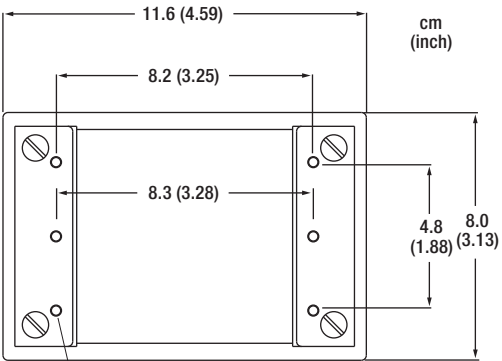
Watertite® Rubber Devices

Dimensions

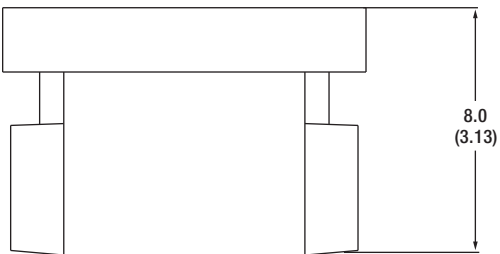
F.S. Box



F.D. Box



#6-32 threads (6)



Technical Information

Super-Safeway™

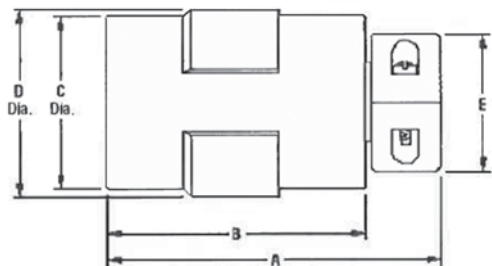
Rubber Devices

Dimensions



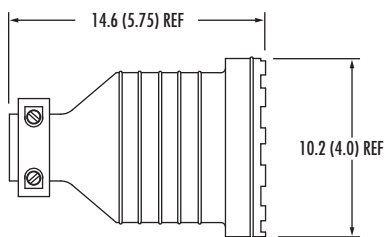
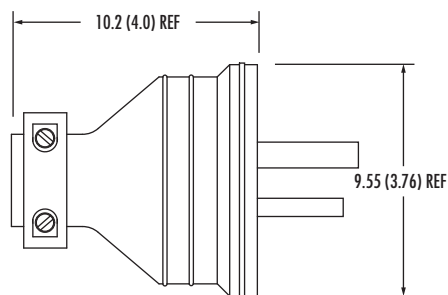
Male Plug

Current	A Length	B Length	C Diameter	D Diameter
All 15A devices and 20A straight-blade devices	5.8cm (2.27")	3.7cm (1.44")	3.9cm (1.53")	3.9cm (1.53")
20A locking	6.6cm (2.59")	4.5cm (1.76")	4.9cm (1.93")	4.2cm (1.60")
30A locking	6.7cm (2.64")	4.6cm (1.81")	5.4cm (2.11")	4.4cm (1.72")



Female Connector

Current	A Length	B Length	C Diameter	D Diameter	E Diameter
All 15A devices and 20A straight-blade devices	7.6cm (2.99")	5.5cm (2.16")	3.9cm (1.53")	4.2cm (1.66")	3.9cm (1.53")
20A Locking	9.5cm (3.74")	5.6cm (2.19")	4.9cm (1.93")	5.3cm (2.07")	4.1cm (1.60")
30A Locking	9.6cm (3.77")	7.5cm (2.94")	5.4cm (2.13")	5.9cm (2.31")	4.4cm (1.72")

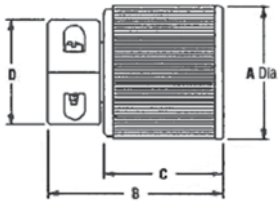


Woodhead No.	Order No.
8664	130142-0051
8665	130142-0052

Technical Information

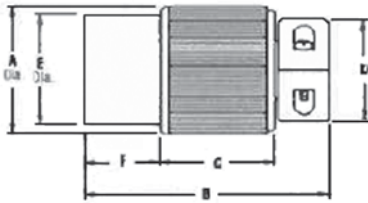
Safeway® Nylon Devices

Dimensions



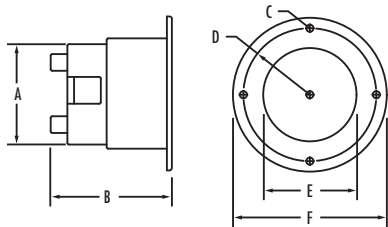
Safeway Plug

Dimensional Reference Information	A Diameter	B Length	C Length	D Diameter
All 15A devices and 20A straight-blade	3.9cm (1.53")	5.5cm (2.17")	3.4cm (1.34")	3.9cm (1.53")
20A Locking	4.9cm (1.94")	6.6cm (2.58")	4.5cm (1.75")	4.1cm (1.60")
30A Locking	5.4cm (2.14")	6.7cm (2.64")	4.6cm (1.81")	4.4cm (1.72")



Safeway Connector

Dimensional Reference Information	A Diameter	B Length	C Length	D Diameter	E Diameter	F Length
All 15A devices and 20A straight-blade	3.9cm (1.53")	7.3cm (2.88")	3.4cm (1.34")	3.9cm (1.53")	3.3cm (1.30")	1.8cm (.71")
20A Locking	4.9cm (1.94")	9.5cm (3.75")	4.5cm (1.75")	4.1cm (1.60")	4.2cm (1.67")	3.0cm (1.17")
30A Locking	5.4cm (2.14")	9.7cm (3.80")	4.6cm (1.81")	4.4cm (1.72")	4.8cm (1.87")	2.9cm (1.16")



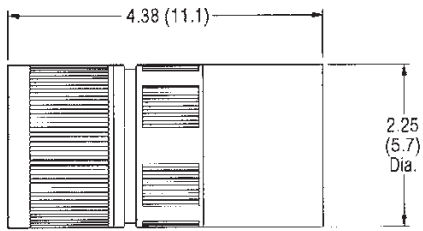
Flanged Inlet Receptacle

Dimensional Reference Information	A Diameter	B Length	C Length	D Diameter	E Diameter	F Length
All 15A devices and 20A straight-blade	5.8cm (2.25")	6.7cm (2.62")	.5cm (0.19")	3.8cm (1.5")	5.1cm (2.02")	8.9cm (3.5")
20A Locking	4.7cm (1.84")	5.0cm (1.95")	.5cm (0.19")	6.4cm (2.5")	4.8cm (1.88")	7.3cm (2.88")
30A Locking	5.2cm (2.04")	5.1cm (2.0")	.5cm (0.19")	6.9cm (2.7")	5.2cm (2.03")	7.7cm (3.03")

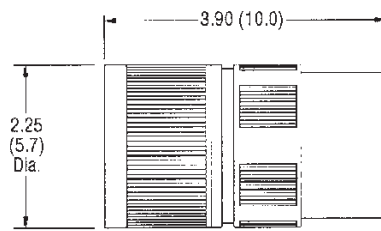
Technical Information

Safeway® Nylon Devices

Dimensions

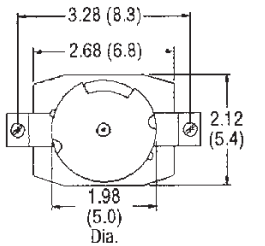


50A Plug

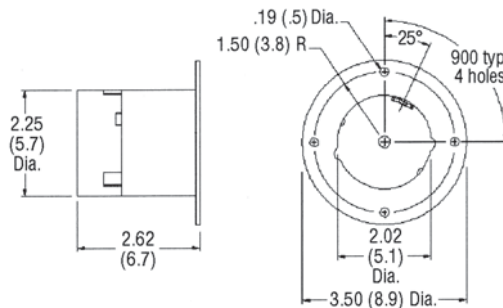
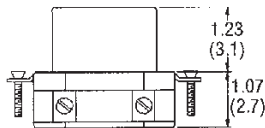


50A Connector*

* Cord range: 1.7–2.9cm (.680–1.125")

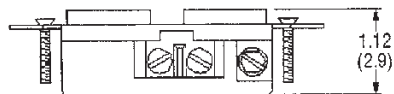
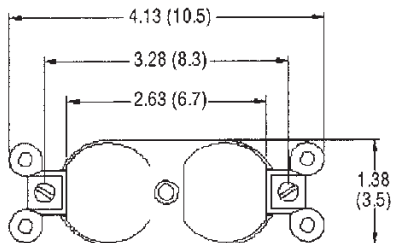


50A Receptacle



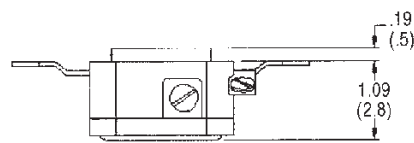
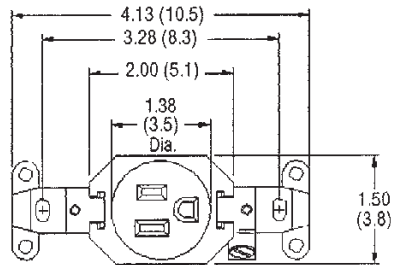
50A Flanged Inlet

Dimensions for all duplex receptacles



Duplex Receptacles

Dimensions for all straight-blade single receptacles

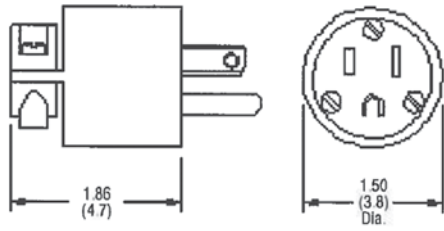


Straight-Blade Single Receptacles

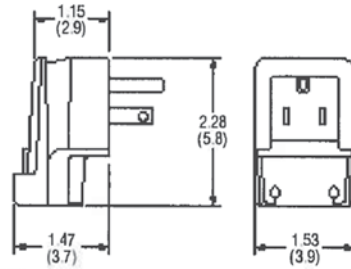
Technical Information

Safeway® Nylon Devices

Dimensions

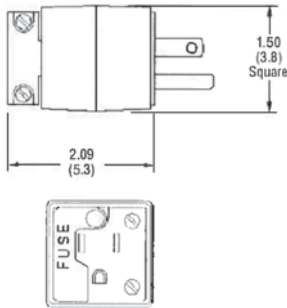


Hospital-Grade Devices

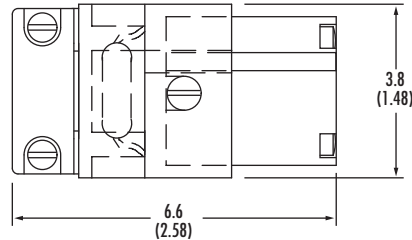


Right Angle Plug

Description	Woodhead No.	Order No.
Hospital-Grade Devices	85447	130144-0087
	85447L	130144-0088
Right Angle Plug	14R47	130144-0016
	85050	130144-0075

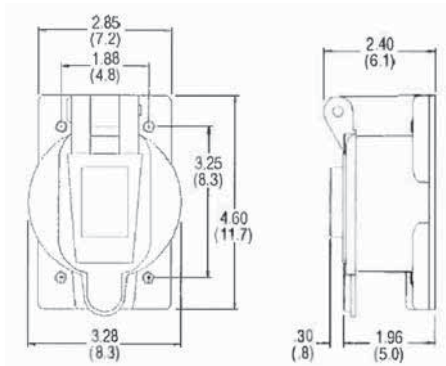


Individually Fused Grounding Plug



Lighted Connector

Description	Woodhead No.	Order No.
Individually Fused Grounding Plug	14F47	130144-0014
	85125	130144-0077
Lighted Connector	5269L	130144-0048



Flip Lid Cover

20A/30A Locking Single Receptacle

Current	Face Diameter
20A	4.0cm (1.56")
30A	4.1cm (1.63")

POWER DISTRIBUTION

GFCI	E-4
Industrial	E-5
GFCI Super-Safeway™ Technical Information	E-20
Commercial	E-22
GFCI Safeway® Technical Information	E-26
Outlet Boxes	E-27
Watertite®	
Dual-Sided GFCI Duplex FD Outlet Box	E-28
Quad Outlet Box	E-29
Illuminated Quad Outlet Box	E-29
GFCI Four-sided Outlet Box	E-30
Pendant Drop	E-31
FD Boxes and Cover plates	E-32
Industrial	
Dual-Sided Duplex Outlet Box, 3000 Series	
With Receptacles, NEMA 5-15	E-34
With Receptacles, NEMA 5-20	E-37
Boxes and Coverplates, Yellow	E-39
With Receptacles, Boxes and Coverplates, Black	E-41
3-Phase Stringer	E-43
Angled Outlet and Angled GFCI Outlet Box	E-44
Quad GFCI Outlet Box	E-47
Illuminated Quad Outlet Box	E-48
FS/FD Boxes and Coverplates	E-49
Angled and Quad Boxes and Coverplates	E-50
Low Profile Outlet Box	E-52
Super-Safeway Multi-Tap Strip	E-53
Safeway Multi-Tap Strip	E-54
3400 Boxes	E-55
3100 Boxes	E-56
Pendant Quad-Tap	E-57
Technical Information	E-58

POWER DISTRIBUTION





GFCI GFCI products are required in commercial and industrial applications even when water is not present; designed for protection, reliability and safety wherever portable power or power cords are used.

OUTLET BOXES Made of durable NEÖTEX® rubber to withstand harsh industrial elements and deliver years of service anywhere portable or temporary power is required.

GFCI



GFCI PRODUCTS ARE REQUIRED IN COMMERCIAL AND INDUSTRIAL APPLICATIONS EVEN WHEN WATER IS NOT PRESENT; WOODHEAD® GFCI PRODUCTS ARE DESIGNED FOR PROTECTION, RELIABILITY AND SAFETY WHEREVER PORTABLE POWER OR POWER CORDS ARE USED

Woodhead GFCI products are designed to prevent the occurrences of serious injury or death associated with electrical accidents in construction sites and other rugged industrial settings. Portable GFCI products are equipped with an open-neutral relay that meets OSHA requirements, safeguarding workers and employees against ground faults.

FEATURES AND BENEFITS

Plug-connector type, flying lead, box-style products available

Provides customer a cost benefit

Available in 15.0, 20.0 or 30.0A, 120 or 240V

Provides customer convenience with several electrical options

Weatherproof, NEMA 3R, 4X and 6P ratings available

Provides a GFCI product for any application

APPLICATIONS

- Construction site
- Electrical service companies
- Maintenance departments
- Vending machines
- Water/drinking fountains

GFCI Super-Safeway™ GFCI Industrial Duty 15A NEMA 5-15 Single Phase



Features and Benefits

- Wide range of plug and connector products assures the proper fit for any application
- Electromagnetic latching mechanism prevents nuisance tripping during rough service applications
- Rugged, rain-proof, UV-stabilized enclosure resists abuse, sunlight, oils and chemicals
- Open neutral sensing relay detects and prevents operation under threatening conditions
- Choose manual reset functionality to protect personnel upon power return or automatic reset functionality to reset lighting and HVAC equipment upon power return
- Highly visible LED indicator confirms even at a distance
- Internal strain relief provides superior hold to keep cord in place at this critical juncture
- Optional Super-Safeway NEōTEX® Paracril OZO rubber multiple outlet box available for application flexibility

Reference Information

UL/cUL File No.: E66308



Physical

GFCI Housing: Impact resistant polycarbonate
Cover Face Screws and Washer: Stainless Steel
Internal Strain Relief: Sealed and strongly resistant to pull-out
Cord Type: Yellow SJTW

Environmental

Duty Type: General industrial duty
GFCI NEMA Rating: 15A Products—NEMA enclosure rating of 3R

Flying Lead

Current/Voltage	Cord Length	Cord Type	GFCI Reset	Receptacle	Woodhead No.	Order No
15A 120V	0.61m (2.0')	12/3 SJTW	Manual	Single	15051-0M	130153-0267



Molded Plug and Connector

Configuration	Current/Voltage	Cord Length	Cord Type	GFCI Reset	Woodhead No.	Order No
 NEMA 5-15	15A 120V	0.61m (2.0')	12/3 SJTW	Manual	15050-1M	130153-0021
		1.83m (6.0')			15050-6M	130153-0038
		7.62m (25.0')			15050-25M	130153-0024
		15.24m (50.0')			15050-50M	130153-0032
		0.61m (2.0')			15050-1A	130153-0020
		1.83m (6.0')		15050-6A	130153-0037	
		7.62m (25.0')		15050-25A	130153-0023	
		15.24m (50.0')		15050-50A	130153-0031	



Molded Plug and Tri-Tap Connector

Configuration	Current/Voltage	Cord Length	Cord Type	GFCI Reset	Woodhead No.	Order No
 NEMA 5-15	15A 120V	0.61m (2.0')	12/3 SJTW	Manual	15050-3TTM	130153-0030
		1.83m (6.0')			15050-6TTM	130153-0041
		15.24m (50.0')			15050-50TTM	130153-0035
		7.62m (25.0')			15050-25TTM	130153-0027
		0.61m (2.0')			15050-3TTA	130153-0029
		1.83m (6.0')		15050-6TTA	130153-0040	
		7.62m (25.0')		15050-25TTA	130153-0026	
		15.24m (50.0')		15050-50TTA	130153-0034	

GFCI Super-Safeway™ GFCI Industrial Duty 15A NEMA 5-15 Single Phase



Features and Benefits

- Wide range of plug and connector products assures the proper fit for any application
- Electromagnetic latching mechanism prevents nuisance tripping during rough service applications
- Rugged, rain-proof, UV-stabilized enclosure resists abuse, sunlight, oils and chemicals
- Open neutral sensing relay detects and prevents operation under threatening conditions
- Choose manual reset functionality to protect personnel upon power return or automatic reset functionality to reset lighting and HVAC equipment upon power return
- Highly visible LED indicator confirms even at a distance
- Internal strain relief provides superior hold to keep cord in place at this critical juncture
- Optional Super-Safeway NEOTEX® Paracril OZO rubber multiple outlet box available for application flexibility

Reference Information

UL/cUL File No.: E66308




Physical

GFCI Housing: Impact resistant polycarbonate
Cover Face Screws and Washer: Stainless Steel
Internal Strain Relief: Sealed and strongly resistant to pull-out
Cord Type: Yellow SJTW

Environmental


Duty Type: General industrial duty
GFCI NEMA Rating: NEMA enclosure rating of 3R

Super-Safeway Plug and Connector

Configuration	Current/Voltage	Cord Length	Cord Type	GFCI Reset	Woodhead No.	Order No			
 NEMA 5-15	15A 120V	0.61m (2.0')	12/3 SJTW	Manual	15051-1M	130153-0044			
		1.83m (6.0')			15051-6M	130153-0053			
		7.62m (25.0')			15051-25M	130153-0047			
		15.24m (50.0')			15051-50M	130153-0050			
		0.61m (2.0')			15051-1A	130153-0043			
		1.83m (6.0')		15051-6A	130153-0052				
		7.62m (25.0')		15051-25A	130153-0046				
		15.24m (50.0')		15051-50A	130153-0049				
						Automatic			



Watertite® Plug and Connector

Configuration	Current/Voltage	Cord Length	Cord Type	GFCI Reset	Woodhead No.	Order No			
 NEMA 5-15	15A 120V	0.61m (2.0')	12/3 SJTW	Manual	15052-1M	130153-0059			
		1.83m (6.0')			15052-6M	130153-0070			
		7.62m (25.0')			15052-25M	130153-0063			
		15.24m (50.0')			15052-50M	130153-0066			
		0.61m (2.0')			15052-1A	130153-0056			
		1.83m (6.0')		15052-6A	130153-0068				
		7.62m (25.0')		15052-25A	130153-0061				
		15.24m (50.0')		15052-50A	130153-0065				
						Automatic			



Flying Lead Primary, NEMA 5-15 Receptacle Secondary*

Current/Voltage	Cord Length	Cord Type	GFCI Reset	Receptacle	Woodhead No.	Order No
15A 120V	0.61m (2.0')	12/3 SJE00W	Manual	Single	—	130153-0227
				Triple	09484	130153-0017

* UL recognized for US and Canada (GFCI body NEMA 4X suitable)

GFCI
Super-Safeway™
GFCI Industrial Duty
15A
NEMA 5-15
Single Phase



Features and Benefits

- Wide range of plug and connector products assures the proper fit for any application
- Electromagnetic latching mechanism prevents nuisance tripping during rough service applications
- Rugged, rain-proof, UV-stabilized enclosure resists abuse, sunlight, oils and chemicals
- Open neutral sensing relay detects and prevents operation under threatening conditions
- Choose manual reset functionality to protect personnel upon power return or automatic reset functionality to reset lighting and HVAC equipment upon power return
- Highly visible LED indicator confirms even at a distance
- Internal strain relief provides superior hold to keep cord in place at this critical juncture
- Optional Super-Safeway NEōTEX® Paracril OZO rubber multiple outlet box available for application flexibility

Reference Information

UL/cUL File No.: E66308




Physical

GFCI Housing: Impact resistant polycarbonate
 Cover Face Screws and Washer: Stainless Steel
 Internal Strain Relief: Sealed and strongly resistant to pull-out
 Cord Type: Yellow SJTW

Environmental

Duty Type: General industrial duty
 GFCI NEMA Rating: 15A Products—NEMA enclosure rating of 3R


Field Attachable*

Configuration	Current/Voltage	Cord Length	GFCI Reset	Woodhead No.	Order No
 NEMA 5-15	15A 120V	Field Attachable	Manual	15054M	130153-0100
			Automatic	15054A	130153-0099

* UL recognized for US and Canada




Right Angle Plug and Connector

Configuration	Current/Voltage	Cord Length	Cord Type	GFCI Reset	Number of Receptacles	Woodhead No.	Order No
 NEMA 5-15	15A 120V	0.61m (2.0')	12/3 SJTW	Manual	1	15054-1M	130153-0092
		7.62m (25.0')	12/3 SJTW		1	15054-25M	130153-0096
		0.61m (2.0')	12/3 SJTW	Automatic	1	15054-1A	130153-0091
		7.62m (25.0')	12/3 SJTW		1	15054-25A	130153-0095



Right Angle Plug and Tri-Tap Connector

Configuration	Current/Voltage	Cord Length	Cord Type	GFCI Reset	Number of Receptacles	Woodhead No.	Order No
 NEMA 5-15	15A 120V	0.61m (2.0')	12/3 SJTW	Manual	3	15054-1TTM	130153-0094
		7.62m (25.0')			3	15054-25TTM	130153-0098
		0.61m (2.0')		Automatic	3	15054-1TTA	130153-0093
		7.62m (25.0')			3	15054-25TTA	130153-0097

GFCI Super-Safeway™ GFCI Industrial Duty 15A NEMA 5-15 Single Phase

Features and Benefits

- Wide range of plug and connector products assures the proper fit for any application
- Electromagnetic latching mechanism prevents nuisance tripping during rough service applications
- Rugged, rain-proof, UV-stabilized enclosure resists abuse, sunlight, oils and chemicals
- Open neutral sensing relay detects and prevents operation under threatening conditions
- Choose manual reset functionality to protect personnel upon power return or automatic reset functionality to reset lighting and HVAC equipment upon power return
- Highly visible LED indicator confirms even at a distance
- Internal strain relief provides superior hold to keep cord in place at this critical juncture
- Optional Super-Safeway NEOTEX® Paracril OZO rubber multiple outlet box available for application flexibility

Reference Information

UL/cUL File No.: E66308



Physical

GFCI Housing: Impact resistant polycarbonate
Cover Face Screws and Washer: Stainless Steel
Internal Strain Relief: Sealed and strongly resistant to pull-out
Cord Type: Yellow SJTW

Environmental

Duty Type: General industrial duty



Outlet Box*

Configuration	Current/Voltage	Cord Length	Cord Type	GFCI Reset	Number of Receptacles	Woodhead No.	Order No
 NEMA 5-15	15A 120V	0.61m (2.0')	12/3 SJTW	Manual	4	15053-2M	130153-0076
		7.62m (25.0')			4	15053-25M	130153-0074
		15.24m (50.0')			4	15053-50M	130153-0079
		0.61m (2.0')		Automatic	4	15053-2A	130153-0075
		7.62m (25.0')			4	15053-25A	130153-0073
		15.24m (50.0')			4	15053-50A	130153-0078

* NEMA 1 enclosure rating

Outlet Box with Flip Lids†

Configuration	Current/Voltage	Cord Length	Cord Type	Flip-Lid	GFCI Reset	Number of Receptacles	Woodhead No.	Order No
 NEMA 5-15	15A 120V	0.61m (2.0')	12/3 SJTW	Yes	Manual	4	15053W-2M	130153-0085
		7.62m (25.0')				4	15053W-25M	130153-0083
		15.24m (50.0')				4	15053W-50M	130153-0088
		0.61m (2.0')			Automatic	4	15053W-2A	130153-0084
		7.62m (25.0')				4	15053W-25A	130153-0082
		15.24m (50.0')				4	15053W-50A	130153-0087

† NEMA 3R enclosure rating

GFCI Super-Safeway™ GFCI Industrial Duty 20A NEMA 5-20 Single Phase



Features and Benefits

- Wide range of plug and connector products assures the proper fit for any application
- Electromagnetic latching mechanism prevents nuisance tripping during rough service applications
- Rugged, rain-proof, UV-stabilized enclosure resists abuse, sunlight, oils and chemicals
- Open neutral sensing relay detects and prevents operation under threatening conditions
- Choose manual reset functionality to protect personnel upon power return or automatic reset functionality to reset lighting and HVAC equipment upon power return
- Highly visible LED indicator confirms power and fault – even at a distance
- Internal strain relief provides superior hold to keep cord in place at this critical juncture
- Optional Super-Safeway NEōTEX® Paracril OZO rubber multiple outlet box available for application flexibility

Reference Information

UL/cUL File No.: E66308



Physical

GFCI Housing: Impact resistant nylon
Cover Face Screws and Washer: Stainless Steel
Internal Strain Relief: Sealed and strongly resistant to pull-out
Cord Type: Yellow SJE00W

Environmental

Duty Type: General industrial duty

Flying Leads*

Current/Voltage	Cord Length	Cord Type	GFCI Reset	Woodhead No.	Order No
20A 120V AC	0.61m (2.0')	12/3 SJE00W	Manual	20051-0M	130153-0110
20A 240V AC	0.61m (2.0')			24052-0M	130153-0154
20A 120V AC	0.61m (2.0')		Automatic	20051-0A	130153-0109
20A 240V AC	0.61m (2.0')			24052-0A	130153-0153

* UL recognized for US and Canada (GFCI body NEMA 4X suitable)



Super-Safeway™ Plug and Connector†

Configuration	Current/Voltage	Cord Length	Cord Type	GFCI Reset	Woodhead No.	Order No
 NEMA 5-20	20A 120V	0.61m (2.0')	12/3 SJE00W	Manual	20051-1M	130153-0113
		1.83m (6.0')			20051-6M	130153-0121
		7.62m (25.0')			20051-25M	130153-0118
		0.61m (2.0')		Automatic	20051-1A	130153-0112
		1.83m (6.0')			20051-6A	130153-0120
		7.62m (25.0')			20051-25A	130153-0117

† UL and cUL listed assembly is NEMA 3R rated (GFCI body NEMA 4X suitable)

E

Power Distribution

GFCI
Super-Safeway™
GFCI Industrial Duty
20A
NEMA 5-20
Single Phase



Features and Benefits

- Wide range of plug and connector products assures the proper fit for any application
- Electromagnetic latching mechanism prevents nuisance tripping during rough service applications
- Rugged, rain-proof, UV-stabilized enclosure resists abuse, sunlight, oils and chemicals
- Open neutral sensing relay detects and prevents operation under threatening conditions
- Choose manual reset functionality to protect personnel upon power return or automatic reset functionality to reset lighting and HVAC equipment upon power return
- Highly visible LED indicator confirms power and fault – even at a distance
- Internal strain relief provides superior hold to keep cord in place at this critical juncture
- Optional Super-Safeway NEōTEX® Paracril OZO rubber multiple outlet box available for application flexibility

Reference Information

cULus File No.: E66308




Physical

GFCI Housing: Impact resistant nylon
 Cover Face Screws and Washer: Stainless Steel
 Internal Strain Relief: Sealed and strongly resistant to pull-out
 Cord Type: Yellow SJE00W

Environmental

Duty Type: General industrial duty
 NEMA Rating: NEMA enclosure rating of 4X

Watertite Plug and Connector

Configuration	Current/Voltage	Cord Length	Cord Type	GFCI Reset	Woodhead No.	Order No
 NEMA 5-20	20A 120V	0.61m (2.0')	12/3 SJE00W	Manual	20052-1M	130153-0126
		1.83m (6.0')			20052-6M	130153-0134
		7.62m (25.0')			20052-25M	130153-0130
		0.61m (2.0')		Automatic	20052-1A	130153-0123
		1.83m (6.0')			20052-6A	130153-0132
		7.62m (25.0')			20052-25A	130153-0128

GFCI
Super-Safeway™
GFCI Industrial Duty
20A
NEMA 5-20
Single Phase



Features and Benefits

- Wide range of plug and connector products assures the proper fit for any application
- Electromagnetic latching mechanism prevents nuisance tripping during rough service applications
- Rugged, rain-proof, UV-stabilized enclosure resists abuse, sunlight, oils and chemicals
- Open neutral sensing relay detects and prevents operation under threatening conditions
- Choose manual reset functionality to protect personnel upon power return or automatic reset functionality to reset lighting and HVAC equipment upon power return
- Highly visible LED indicator confirms power and fault – even at a distance
- Internal strain relief provides superior hold to keep cord in place at this critical juncture
- Optional Super-Safeway NEōTEX® Paracril OZO rubber multiple outlet box available for application flexibility

Reference Information

UL/cUL File No.: E66308




Physical

GFCI Housing: Impact resistant nylon
 Cover Face Screws and Washer: Stainless Steel
 Internal Strain Relief: Sealed and strongly resistant to pull-out
 Cord Type: Yellow SJE00W

Environmental

Duty Type: General industrial duty


Outlet Box*

Configuration	Current/Voltage	Cord Length	Cord Type	GFCI Reset	Number of Receptacles	Woodhead No.	Order No
 NEMA 5-20	20A 120V	0.61m (2.0')	12/3 SJE00W	Manual	4	20053-2M	130153-0139
		0.61m (2.0')		Automatic	4	20053-2A	130153-0138

* NEMA 1 enclosure rating (GFCI body NEMA 4X suitable)



Outlet Box with Flip Lid†

Configuration	Current/Voltage	Cord Length	Cord Type	Flip-Lid	GFCI Reset	Number of Receptacles	Woodhead No.	Order No
 NEMA 5-20	20A 120V	0.61m (2.0')	12/3 SJE00W	Yes	Manual	4	20053W-2M	130153-0142
		0.61m (2.0')			Automatic	4	20053W-2A	130153-0141

† NEMA 3R enclosure rating (GFCI body NEMA 4X suitable)

GFCI
Super-Safeway™
GFCI Industrial Duty
20A
NEMA L5-20
Single Phase

Features and Benefits

- Wide range of plug and connector products assures the proper fit for any application
- Electromagnetic latching mechanism prevents nuisance tripping during rough service applications
- Rugged, rain-proof, UV-stabilized enclosure resists abuse, sunlight, oils and chemicals
- Open neutral sensing relay detects and prevents operation under threatening conditions
- Choose manual reset functionality to protect personnel upon power return or automatic reset functionality to reset lighting and HVAC equipment upon power return
- Highly visible LED indicator confirms power and fault – even at a distance
- Internal strain relief provides superior hold to keep cord in place at this critical juncture
- Optional Super-Safeway NEōTEX® Paracril OZO rubber multiple outlet box available for application flexibility

Reference Information

UL/cUL File No.: E66308



Physical

GFCI Housing: Impact resistant nylon
 Cover Face Screws and Washer: Stainless Steel
 Internal Strain Relief: Sealed and strongly resistant to pull-out
 Cord Type: Yellow SJE00W

Environmental


Duty Type: General industrial duty



E

Power Distribution

Molded Plug and Connector*

Configuration	Current/Voltage	Cord Length	Cord Type	GFCI Reset	Woodhead No.	Order No
 NEMA L5-20	20A 120V	0.61m (2.0')	12/3 SJE00W	Manual	20051-1MLDM	130153-0115
		0.61m (2.0')	12/3 SJE00W	Automatic	20051-1MLDA	130153-0114

* UL and cUL listed assembly is NEMA 1 rated (GFCI body NEMA 4X suitable)

GFCI
Super-Safeway™
GFCI Industrial Duty
20A
NEMA L6-20
Single Phase



Features and Benefits

- Wide range of plug and connector products assures the proper fit for any application
- Electromagnetic latching mechanism prevents nuisance tripping during rough service applications
- Rugged, rain-proof, UV-stabilized enclosure resists abuse, sunlight, oils and chemicals
- Open neutral sensing relay detects and prevents operation under threatening conditions
- Choose manual reset functionality to protect personnel upon power return or automatic reset functionality to reset lighting and HVAC equipment upon power return
- Highly visible LED indicator confirms power and fault – even at a distance
- Internal strain relief provides superior hold to keep cord in place at this critical juncture
- Optional Super-Safeway NEōTEX® Paracril OZO rubber multiple outlet box available for application flexibility

Reference Information

UL/cUL File No.: E66308




Physical

GFCI Housing: Impact resistant nylon
 Cover Face Screws and Washer: Stainless Steel
 Internal Strain Relief: Sealed and strongly resistant to pull-out
 Cord Type: Yellow SJE00W

Environmental


Duty Type: General industrial duty
 NEMA Rating: NEMA enclosure rating of 4X

Molded Plug and Connector 240V

Configuration	Current/Voltage	Cord Length	Cord Type	GFCI Reset	Woodhead No.	Order No
 NEMA L6-20	20A 240V	0.61m (2.0')	12/3 SJE00W	Manual	24052-1MLDM	130153-0158
		0.61m (2.0')		Automatic	24052-1MLDA	130153-0157



Watertite® Plug and Connector 240V

Configuration	Current/Voltage	Cord Length	Cord Type	GFCI Reset	Woodhead No.	Order No
 NEMA L6-20	20A 240V	0.61m (2.0')	12/3 SJE00W	Manual	24052-1M	130153-0156
		1.83m (6.0')			24052-6M	130153-0162
		7.62m (25.0')			24052-25M	130153-0160
		Automatic		0.61m (2.0')	24052-1A	130153-0155
				1.83m (6.0')	24052-6A	130153-0161
				7.62m (25.0')	24052-25A	130153-0159

GFCI Super-Safeway™ GFCI Industrial Duty 30A 120V NEMA L5-30 Single Phase



Features and Benefits

- Specifically filtered to minimize nuisance trips in welding, variable frequency drive and other “electrically noisy” applications
- Fixed mount and portable with a wide range of plug and connector products assures the proper fit for any application
- Electromagnetic latching mechanism prevents nuisance tripping during rough-service applications
- Rugged, rain-proof, UV-stabilized enclosure resists abuse, sunlight, oils and chemicals
- Open neutral sensing relay detects and prevents operation under threatening conditions
- Choose manual reset functionality to protect personnel upon power return or automatic reset functionality to reset lighting and HVAC equipment upon power return
- Highly visible LED indicator confirms power and fault—even at a distance
- Internal strain relief provides superior hold to keep cord in place at this critical juncture

Reference Information

UL/cUL File No.: E66308



Physical

GFCI Housing: Impact resistant nylon
Cover Face Screws and Washer: Stainless Steel
Internal Strain Relief: Sealed and strongly resistant to pull-out
Cord Type: Yellow SJE00W

Environmental

Duty Type: General industrial duty

E


Power Distribution

Portable Flying Leads

Current/Voltage	Cord Length	Cord Type	GFCI Reset	Woodhead No.	Order No.
30A/120V	0.61m (2.0')	10/3 SJE00W	Automatic	30051-0A	130153-0261
	0.61m (2.0')	10/3 SJE00W	Manual	30051-0M	130153-0262




Molded Plug and Connector†

Configuration	Current/Voltage	Cord Length	Cord Type	GFCI Reset	Woodhead No.	Order No
 NEMA L5-30	30A 120V	0.61m (2.0')	10/3 SJE00W	Manual	30051-1MLDM	130153-0167
				Automatic	30051-1MLDA	130153-0166

† UL and cUL listed assembly is NEMA 4X rated (GFCI body is NEMA 6P suitable)



Super-Safeway™ Plug and Connector†

Configuration	Current/Voltage	Cord Length	Cord Type	GFCI Reset	Woodhead No.	Order No
 NEMA L5-30	30A 120V	0.61m (2.0')	10/3 SJE00W	Manual	30051-1M	130153-0165
		1.83m (6.0')			30051-6M	130153-0172
		7.62m (25.0')			30051-25M	130153-0169
		0.61m (2.0')		Automatic	30051-1A	130153-0164
		1.83m (6.0')			30051-6A	130153-0171
		7.62m (25.0')			30051-25A	130153-0168

† UL and cUL listed assembly is NEMA 1 rated (GFCI body is NEMA 6P suitable)

GFCI
Super-Safeway™
GFCI Industrial Duty
30A 120V
NEMA L5-30
Single Phase



Features and Benefits

- Specifically filtered to minimize nuisance trips in welding, variable frequency drive and other “electrically noisy” applications
- Fixed mount and portable with a wide range of plug and connector products assures the proper fit for any application
- Electromagnetic latching mechanism prevents nuisance tripping during rough service applications
- Rugged, rain-proof, UV-stabilized enclosure resists abuse, sunlight, oils and chemicals
- Open neutral sensing relay detects and prevents operation under threatening conditions
- Choose manual reset functionality to protect personnel upon power return or automatic reset functionality to reset lighting and HVAC equipment upon power return
- Highly visible LED indicator confirms power and fault—even at a distance
- Internal strain relief provides superior hold to keep cord in place at this critical juncture

Reference Information

UL/cUL File No.: E10176



Physical

GFCI Housing: Impact resistant nylon
 Cover Face Screws and Washer: Stainless Steel
 Internal Strain Relief: Sealed and strongly resistant to pull-out
 Cord Type: Yellow SJEOOW

Environmental

Duty Type: General industrial duty
 NEMA Rating: NEMA enclosure rating of 6P

Watertite® Plug and Connector

Configuration	Current/Voltage	Cord Length	Cord Type	GFCI Reset	Woodhead No.	Order No
 NEMA L5-30	30A 120V	0.61m (2.0')	10/3 SJEOOW	Manual	30052-1M	130153-0175
		1.83m (6.0')			30052-6M	130153-0180
		7.62m (25.0')			30052-25M	130153-0177
		Automatic		0.61m (2.0')	30052-1A	130153-0174
				1.83m (6.0')	30052-6A	130153-0179
				7.62m (25.0')	30052-25A	130153-0176

GFCI Super-Safeway™ GFCI Industrial Duty 30A 240V Flying Lead and NEMA L6-30 Single Phase

Features and Benefits

- Specifically filtered to minimize nuisance trips in welding, variable frequency drive and other “electrically noisy” applications
- Fixed mount and portable with a wide range of plug and connector products assures the proper fit for any application
- Electromagnetic latching mechanism prevents nuisance tripping during rough service applications
- Rugged, rain-proof, UV-stabilized enclosure resists abuse, sunlight, oils and chemicals
- Open neutral sensing relay detects and prevents operation under threatening conditions
- Choose manual reset functionality to protect personnel upon power return or automatic reset functionality to reset lighting and HVAC equipment upon power return
- Highly visible LED indicator confirms power and fault—even at a distance
- Internal strain relief provides superior hold to keep cord in place at this critical juncture

Reference Information

UL/cUL File No.: E66308



Physical

GFCI Housing: Impact resistant nylon
Cover Face Screws and Washer: Stainless Steel
Internal Strain Relief: Sealed and strongly resistant to pull-out
Cord Type: Yellow SJE00W

Environmental

Duty Type: General industrial duty



Flying Leads

Current/Voltage	Cord Length	Cord Type	GFCI Reset	Woodhead No.	Order No.
30A/240V	0.61m (2.0')	10/3 SJE00W	Automatic	30053-0A	130153-0181
	0.61m (2.0')	10/3 SJE00W	Manual	30053-0M	130153-0182



Super-Safeway™ Plug and Connector*

Configuration	Current/Voltage	Cord Length	Cord Type	GFCI Reset	Woodhead No.	Order No
 NEMA L6-30	30A 240V	0.61m (2.0')	10/3 SJE00W	Manual	30053-1M	130153-0185
		1.83m (6.0')			30053-6M	130153-0191
		7.62m (25.0')			30053-25M	130153-0188
		0.61m (2.0')		Automatic	30053-1A	130153-0184
		1.83m (6.0')			30053-6A	130153-0190
		7.62m (25.0')			30053-25A	130153-0187

* UL and cUL listed assembly is NEMA 1 rated (GFCI body is NEMA 6P suitable)

GFCI Super-Safeway™ GFCI Industrial Duty 30A 240V NEMA L6-30 Single Phase



Features and Benefits

- Specifically filtered to minimize nuisance trips in welding, variable frequency drive and other “electrically noisy” applications
- Fixed mount and portable with a wide range of plug and connector products assures the proper fit for any application
- Electromagnetic latching mechanism prevents nuisance tripping during rough service applications
- Rugged, rain-proof, UV-stabilized enclosure resists abuse, sunlight, oils and chemicals
- Open neutral sensing relay detects and prevents operation under threatening conditions
- Choose manual reset functionality to protect personnel upon power return or automatic reset functionality to reset lighting and HVAC equipment upon power return
- Highly visible LED indicator confirms power and fault—even at a distance
- Internal strain relief provides superior hold to keep cord in place at this critical juncture

Reference Information

UL/cUL File No.: E66308




Physical

GFCI Housing: Impact resistant nylon
Cover Face Screws and Washer: Stainless Steel
Internal Strain Relief: Sealed and strongly resistant to pull-out
Cord Type: Yellow SJE00W

Environmental

Duty Type: General industrial duty

Watertite® Plug and Connector†

Configuration	Current/Voltage	Cord Length	Cord Type	GFCI Reset	Woodhead No.	Order No.
 NEMA L6-30	30A 240V	0.61m (2.0')	10/3 SJE00W	Manual	30054-1M	130153-0194
		1.83m (6.0')			30054-6M	130153-0200
		7.62m (25.0')			30054-25M	130153-0197
		0.61m (2.0')		Automatic	30054-1A	130153-0193
		1.83m (6.0')			30054-6A	130153-0199
		7.62m (25.0')			30054-25A	130153-0196

† UL and cUL listed assembly is NEMA 6P rated



Fixed Mount

Current/Voltage	Lead Length	Lead Type	GFCI Reset	Woodhead No.	Order No.
30A/240V	0.61m (24")	10/3 AWG	Automatic	30053-2AF	130153-0265
			Manual	30053-2MF	130153-0266

E

Power Distribution

GFCI Super-Safeway™ GFCI Industrial Duty 30A Multiphase, Portable



Features and Benefits

- Specifically filtered to minimize nuisance trips in welding, variable frequency drive and other “electrically noisy” applications
- Fixed mount and portable with a wide range of plug and connector products assures the proper fit for any application
- Electromagnetic latching mechanism prevents nuisance tripping during rough service applications
- Rugged, rainproof, UV-stabilized enclosure resists abuse, sunlight, oils and chemicals
- Open-neutral sensing relay detects and prevents operation under threatening conditions
- Choose manual reset functionality to protect personnel upon power return, or automatic reset functionality to reset lighting and HVAC equipment upon power return
- Highly-visible LED indicator confirms power and fault—even at a distance
- Portable units have internal strain relief to provide superior hold to keep cord in place at this critical juncture
- User installed plug and receptacle

Reference Information

cULus File No.: E66308



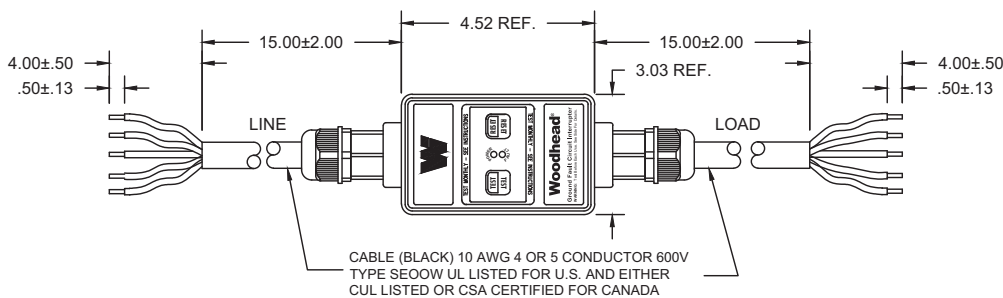
Physical

GCI Housing: Impact-resistant polyester/PVC
Cover Face Screws and Washer: Stainless Steel
Internal Strain Relief: Sealed and strongly resistant to pull-out
Line Side Cord: 1', 10 AWG
Load Side Cord: 1', 10 AWG
Cable: SE00W
Outside Diameter:
4-conductor—0.55"
5-conductor—0.76"

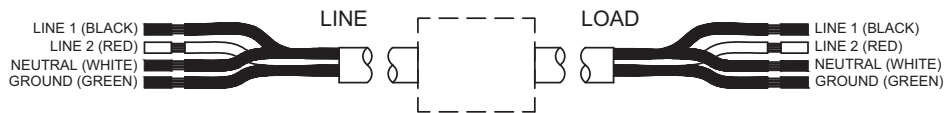
Environmental

Duty Type: General Industrial Duty
NEMA Rating: Enclosure rating of 4X/6P

GFCI Reset	Voltage	Phase	Cord	Woodhead No.	Order No.	Recommended Woodhead Plug/Receptacle			
						Industrial Grade		Watertite	
						Plug	Receptacle	Plug	Receptacle
Automatic	208V	3P	10/4	30053-0A2P	130153-0253	2875	2975	28W75	29W75
	240V	3P	10/4	30053-0A3P	130153-0252	2875	2975	28W75	29W75
	120 / 208V	3P	10/5	30053-0A5P	130153-0254	2881	2981	28W81	29W81
	120/240V	Split Phase	10/4	30053-0A6P	130153-0251	2874	2974	28W74	29W74
Manual	208V	3P	10/4	30053-0M2P	130153-0249	2875	2975	28W75	29W75
	240V	3P	10/4	30053-0M3P	130153-0248	2875	2975	28W75	29W75
	120/208V	3P	10/5	30053-0M5P	130153-0250	2881	2981	28W81	29W81
	120/240V	Split Phase	10/4	30053-0M6P	130153-0247	2874	2974	28W74	29W74



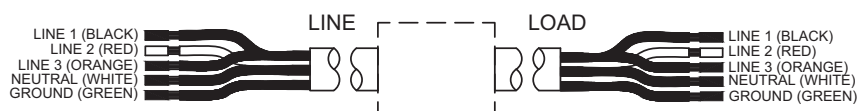
SPLIT PHASE (120 / 208 VOLTS, 120 / 240 VOLTS) (4-WIRE)



THREE PHASE (NO NEUTRAL) (208 / 240 VOLTS) (4-WIRE)



THREE PHASE (WITH NEUTRAL) (120 / 208 VOLTS) (5-WIRE)



GFCI Super-Safeway™ GFCI Industrial Duty 30A Multiphase, Fixed Mount



Features and Benefits

- Specifically filtered to minimize nuisance trips in welding, variable frequency drive and other “electrically noisy” applications
- Fixed mount and portable with a wide range of plug and connector products assures the proper fit for any application
- Electromagnetic latching mechanism prevents nuisance tripping during rough service applications
- Rugged, rainproof, UV-stabilized enclosure resists abuse, sunlight, oils and chemicals
- Open-neutral sensing relay detects and prevents operation under threatening conditions
- Choose manual reset functionality to protect personnel upon power return, or automatic reset functionality to reset lighting and HVAC equipment upon power return
- Highly-visible LED indicator confirms power and fault—even at a distance
- Surface or panel mountable

Reference Information

cULus File No.: E66308



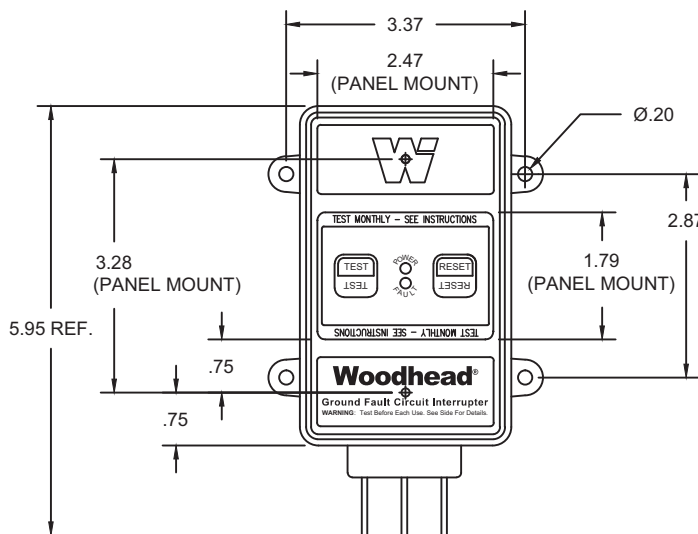
Physical

GCI Housing: Impact-resistant polyester/PVC
Cover Face Screws and Washer: Stainless Steel
Leads: 24", 10 AWG
Fitting: 3/4" NPT

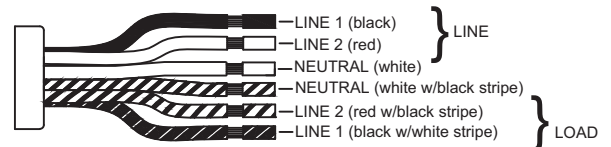
Environmental

Duty Type: General Industrial Duty
NEMA Rating: Enclosure rating of 4X/6P

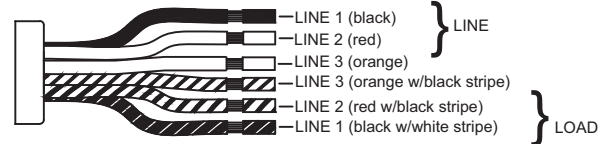
GFCI Reset	Voltage	Phase	Leads	Woodhead No.	Order No.
Automatic	208V	3P	10/4	30053-2A2F	130153-0245
	240V	3P	10/4	30053-2A3F	130153-0244
	120/208V	3P	10/5	30053-2A5F	130153-0246
	120/240V	Split Phase	10/4	30053-2A6F	130153-0243
Manual	208V	3P	10/4	30053-2M2F	130153-0241
	240V	3P	10/4	30053-2M3F	130153-0240
	120/208V	3P	10/5	30053-2M5F	130153-0242
	120/240V	Split Phase	10/4	30053-2M6F	130153-0239



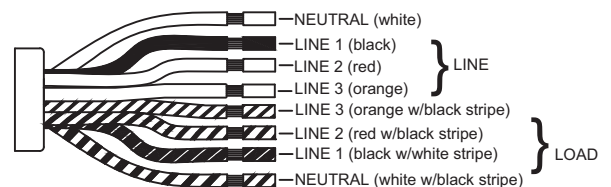
SPLIT PHASE (120 / 208 VOLTS, 120 / 240 VOLTS)



THREE PHASE (NO NEUTRAL) (208 / 240 VOLTS)



THREE PHASE "Y" (WITH NEUTRAL) (120 / 208 VOLTS)



Technical Information

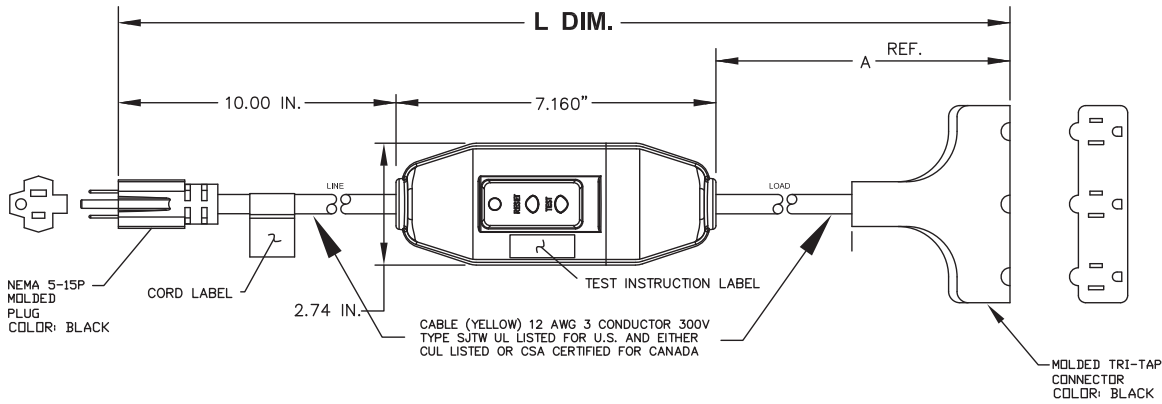
Super-Safeway™

GFCI

Industrial Duty

In-Line

Power Distribution



Super-Safeway GFCI 15A

L Dimension	A Dimension	Power-Up	Woodhead Number	Order Number
.70m (2.3')	.31m (1.0')	Auto	15050-3TTA	130153-0029
2.2m (7.3')	1.8m (6.0')		15050-6TTA	130153-0040
8.02m (26.3')	7.62m (25.0')		15050-25TTA	130153-0026
15.6m (51.3')	15.2m (50.0')		15050-50TTA	130153-0034
.70m (2.3')	.31m (1.0')	Manual	15050-3TTM	130153-0030
2.2m (7.3')	1.8m (6.0')		15050-6TTM	130153-0041
8.02m (26.3')	7.62m (25.0')		15050-25TTM	130153-0027
15.6m (51.3')	15.2m (50.0')		15050-50TTM	130153-0035

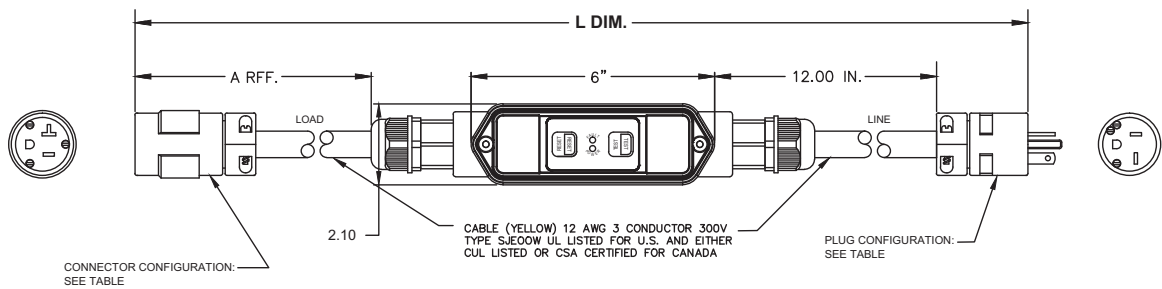
Technical Information

Super-Safeway™

GFCI

Industrial Duty

In-Line



Super-Safeway GFCI 20A

L Dimension	A Dimension	Power-Up	Line Plug	Load Connector	Woodhead Number	Order Number
.75m (2.4')	.31m (1.0')	Auto	None	None	20051-0A	130153-0109
.85m (2.8')	.31m (1.0')		1433	1533	20051-1A	130153-0112
2.4m (7.8')	1.83m (6.0')		1433	1533	20051-6A	130153-0120
8.17m (26.8')	7.62m (25.0')		1433	1533	20051-25A	130153-0117
.75m (2.4')	.305m (1.0')	Manual	None	None	20051-0M	130153-0110
.85m (2.8')	.305m (1.0')		1433	1533	20051-1M	130153-0113
2.4m (7.8')	1.83m (6.0')		1433	1533	20051-6M	130153-0121
8.17m (26.8')	7.62m (25.0')		1433	1533	20051-25M	130153-0118

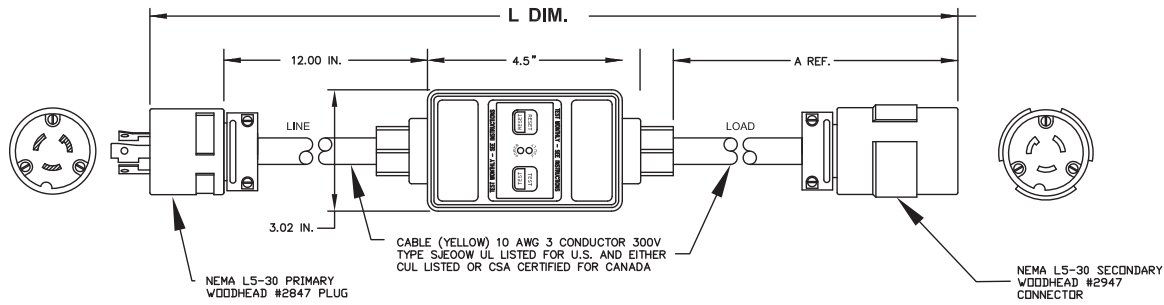
Technical Information

Super-Safeway™

GFCI

Industrial Duty

In-Line



Super-Safeway GFCI 30A

L Dimension	A Dimension	Power-Up	Line Plug	Load Connector	Woodhead Number	Order Number
.701m (2.3')	.31m (1.0')	Auto	None	None	30051-0A	130153-0261
.823m (2.7')	.31m (1.0')		2847	2947	30051-1A	130153-0164
2.35m (7.7')	1.8m (6.0')		2847	2947	30051-6A	130153-0171
8.14m (26.7')	7.62m (25.0')		2847	2947	30051-25A	130153-0168
.701m (2.3')	.31m (1.0')	Manual	None	None	30051-0M	130153-0262
.823m (2.7')	.31m (1.0')		2847	2947	30051-1M	130153-0165
2.35m (7.7')	1.8m (6.0')		2847	2947	30051-6M	130153-0172
8.14m (26.7')	7.62m (25.0')		2847	2947	30051-25M	130153-0169

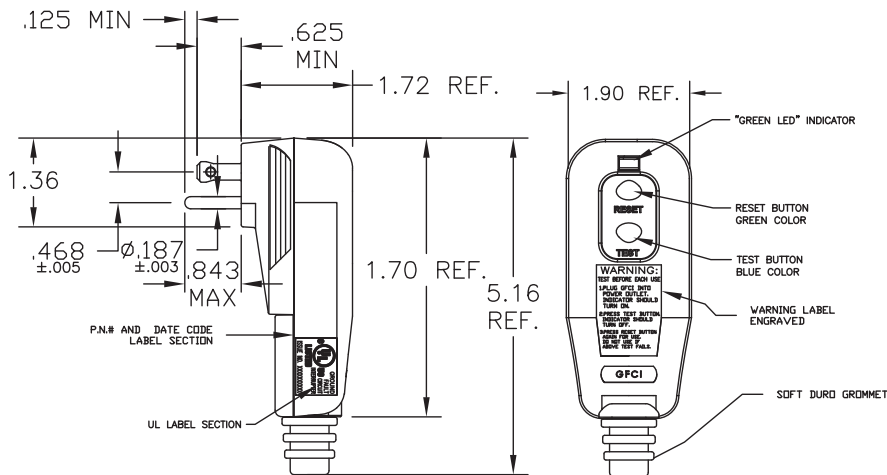
Technical Information

Super-Safeway™

GFCI

Industrial

In-Line



Super-Safeway Right Angle

L Dimension	Power-Up	Woodhead No.	Order No.
.686m (2.25')	Auto	15054-1A	130153-0091
7.70m (25.25')		15054-25A	130153-0095
.686m (2.25')	Manual	15054-1M	130153-0092
7.70m (25.25')		15054-25M	130153-0096

GFCI Safeway® GFCI Commercial Duty 15A



Features and Benefits

- Wide range of plug and connector products assures the proper fit for any application
- Impact resistant nylon housing provides high performance at an affordable price
- Manual reset functionality protects personnel upon power return
- Open neutral sensing relay detects and prevents operation under threatening conditions
- Lighted pushbutton operation provides visual “Ready-to-Run” status
- Spring-loaded contacts assure consistent conductivity and extended life
- Internal strain relief provides excellent hold to keep cord in place at this critical juncture

Reference Information

UL File No.: E66308
CSA File No.: LR6837



Physical

GFCI Housing: Impact resistant polycarbonate
Cover Face Screws and Washer: Stainless Steel
Internal Strain Relief: Double C-clamp metal band
Cord Type: Yellow SJTW

Environmental

Duty Type: General commercial duty
Rating: Rainproof

Power Distribution

Field Attachable

Configuration	Current/Voltage	Woodhead No.	Order No
Field Attachable	15A/20A 120V	20054	130153-0144



Molded Plug and Connector

Configuration	Current/Voltage	Cord Length	Cord Type	Number of Receptacles	Woodhead No.	Order No
 NEMA 5-15	15A 120V	0.61m (2.0')	14/3 SJTW	1	15050-1	130153-0019
		1.83m (6.0')		1	15050-6	130153-0036
		7.62m (25.0')		1	15050-25	130153-0022



Molded Plug and Tri-Tap Connector

Configuration	Current/Voltage	Cord Length	Cord Type	Number of Receptacles	Woodhead No.	Order No
 NEMA 5-15	15A 120V	0.61m (2.0')	12/3 SJTW	3	15050-3TT	130153-0028
		1.83m (6.0')		3	15050-6TT	130153-0039
		7.62m (25.0')		3	15050-25TT	130153-0025
		15.24m (50.0')		3	15050-50TT	130153-0033



Super-Safeway™ Plug and Connector

Configuration	Current/Voltage	Cord Length	Cord Type	Number of Receptacles	Woodhead No.	Order No
 NEMA 5-15	15A 120V	0.61m (2.0')	14/3 SJTW	1	15051-1	130153-0042
		1.83m (6.0')		1	15051-6	130153-0051
		7.62m (25.0')		1	15051-25	130153-0045
		15.24m (50.0')		1	15051-50	130153-0048

GFCI Safeway® GFCI Commercial Duty 15A



Features and Benefits

- Wide range of plug and connector products assures the proper fit for any application
- Impact resistant nylon housing provides high performance at an affordable price
- Manual reset functionality protects personnel upon power return
- Open neutral sensing relay detects and prevents operation under threatening conditions
- Lighted pushbutton operation provides visual "Ready-to-Run" status
- Spring-loaded contacts assure consistent conductivity and extended life
- Internal strain relief provides excellent hold to keep cord in place at this critical juncture
- Optional Super-Safeway™ NEōTEX® Paracril OZO rubber multiple outlet box available for application flexibility

Reference Information

UL File No.: E66308
CSA File No.: LR6837




Physical

GFCI Housing: Impact resistant polycarbonate
Cover Face Screws and Washer: Stainless Steel
Internal Strain Relief: Double C-clamp metal band
Cord Type: Yellow SJTW

Environmental


Duty Type: General commercial duty
Rating: Rainproof

Outlet Box

Configuration	Current/Voltage	Cord Length	Cord Type	Flip-Lid	Number of Receptacles	Woodhead No.	Order No
 NEMA 5-15	15A 120V	0.61m (2.0')	12/3 SJTW	No	4	15053-2	130153-0071
	15A 120V	7.62m (25.0')	14/3 SJTW	No	4	15053-25	130153-0072
	15A 120V	15.24m (50.0')	12/3 SJTW	No	4	15053-50	130153-0077




Weather Resistant Outlet Box

Configuration	Current/Voltage	Cord Length	Cord Type	Flip-Lid	Number of Receptacles	Woodhead No.	Order No
 NEMA 5-15	15A 120V	0.61m (2.0')	12/3 SJTW	Yes	4	15053W-2	130153-0080
		7.62m (25.0')			4	15053W-25	130153-0081



Right Angle Plug

Configuration	Current/Voltage	Cord Length	Cord Type	Number of Receptacles	Woodhead No.	Order No
Field Attachable	15A 120V				15054	130153-0089
 NEMA 5-15		0.61m (2.0')	14/3 SJTW	1	15054-1	130153-0090

GFCI Safeway® GFCI Commercial Duty 20A



Features and Benefits

- Wide range of plug and connector products assures the proper fit for any application
- Impact resistant nylon housing provides high performance at an affordable price
- Manual reset functionality protects personnel upon power return
- Open neutral sensing relay detects and prevents operation under threatening conditions
- Lighted pushbutton operation provides visual “Ready-to-Run” status
- Spring-loaded contacts assure consistent conductivity and extended life
- Internal strain relief provides excellent hold to keep cord in place at this critical juncture
- Optional Super-Safeway™ NEoTEX® Paracril OZO rubber multiple outlet box available for application flexibility

Reference Information

UL File No.: E66308
CSA File No.: LR6837



Physical

GFCI Housing: Impact resistant polycarbonate
Cover Face Screws and Washer: Stainless Steel
Internal Strain Relief: Double C-clamp metal band
Cord Type: Yellow SJTW

Environmental

Duty Type: General commercial duty
Rating: Rainproof

Power Distribution

Field Attachable

Configuration	Current/Voltage	Woodhead No.	Order No
Field Attachable	15A/20A 120V	20054	130153-0144



Super-Safeway™ Plug and Connector

Configuration	Current/Voltage	Cord Length	Cord Type	Number of Receptacles	Woodhead No.	Order No
 NEMA 5-20	20A 120V	0.61m (2.0')	12/3 SJTW	1	20051-1	130153-0111
		1.83m (6.0')		1	20051-6	130153-0119
		7.62m (25.0')		1	20051-25	130153-0116
 NEMA L6-20	20A 240V	0.61m (2.0')		1	20054-1	130153-0145
		1.83m (6.0')		1	20054-6	130153-0147
		7.62m (25.0')		1	20054-25	130153-0146



Outlet Box

Configuration	Current/Voltage	Cord Length	Cord Type	Number of Receptacles	Woodhead No.	Order No
 NEMA 5-20	20A 120V	0.61m (2.0')	12/3 SJTW	4	20053-2	130153-0137



Weather Resistant Outlet Box

Configuration	Current/Voltage	Cord Length	Cord Type	Flip-Lid	Number of Receptacles	Woodhead No.	Order No
 NEMA 5-20	20A 120V	0.61m (2.0')	12/3 SJTW	Yes	4	20053W-2	130153-0140
		1.83m (6.0')				20053W-6	130153-0143

**GFCI
Safeway®
GFCI Commercial Duty
30A**



Features and Benefits

- Wide range of plug and connector products assures the proper fit for any application
- Impact resistant nylon housing provides high performance at an affordable price
- Manual reset functionality protects personnel upon power return
- Open neutral sensing relay detects and prevents operation under threatening conditions
- Lighted pushbutton operation provides visual “Ready-to-Run” status
- Spring-loaded contacts assure consistent conductivity and extended life
- Internal strain relief provides excellent hold to keep cord in place at this critical juncture

Reference Information

UL File No.: E66308
CSA File No.: LR6837




Physical

GFCI Housing: Impact resistant polycarbonate
Cover Face Screws and Washer: Stainless Steel
Internal Strain Relief: Double C-clamp metal band
Cord Type: Yellow SJTW

Environmental

Duty Type: General commercial duty
Rating: Rainproof

Super-Safeway™ Plug and Connector

Configuration	Current/Voltage	Cord Length	Cord Type	Woodhead No.	Order No
 NEMA LS-30	30A 240V	0.61m (2.0')	10/3 SJTW	30051-1	130153-0163
		1.83m (6.0')		30051-6	130153-0170

E

Power Distribution

Technical Information

Safeway®

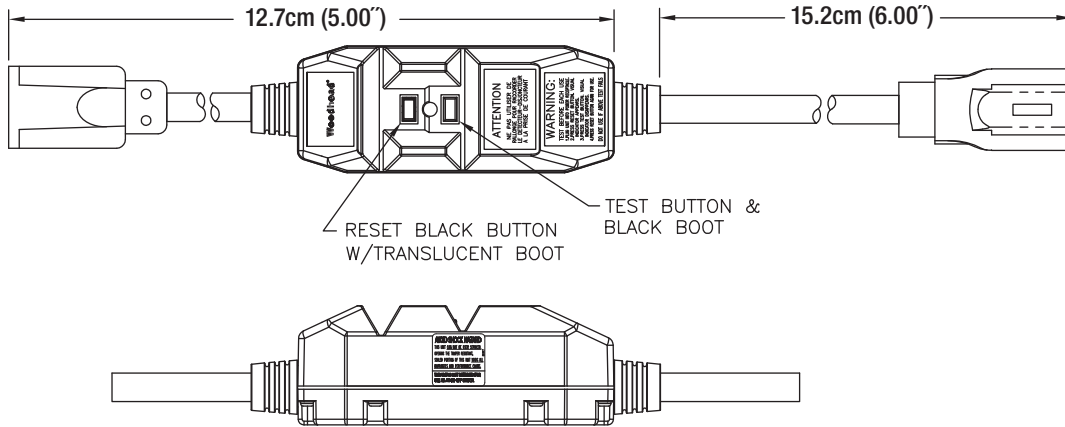
GFCI

Commercial Duty

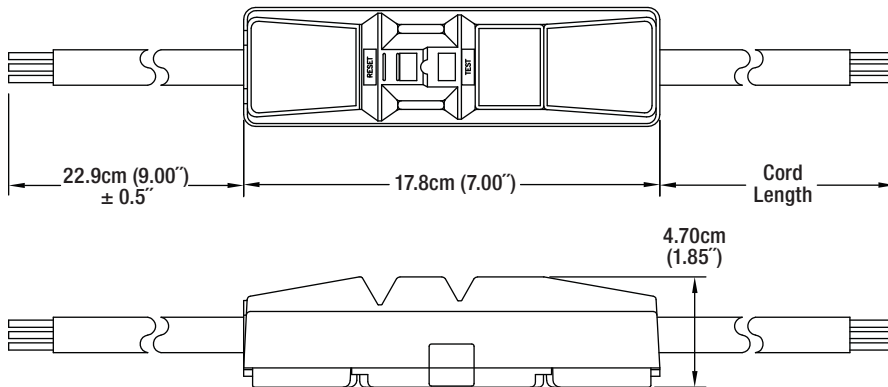
In-Line

Safeway GFCI 15A, 20A

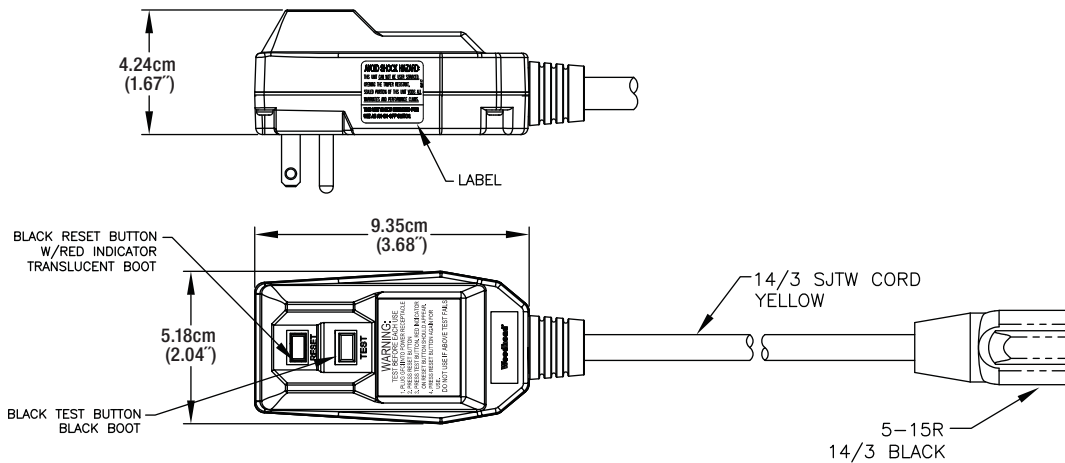
Power Distribution



Safeway GFCI 30A



Safeway GFCI Right Angle



OUTLET BOXES



WOODHEAD® OUTLET BOXES, MADE OF DURABLE NEÖTEX® RUBBER TO WITHSTAND HARSH INDUSTRIAL ELEMENTS, DELIVER YEARS OF SERVICE ANYWHERE PORTABLE OR TEMPORARY POWER IS REQUIRED

Woodhead outlet boxes provide options for pre-wired solutions or components of dead-end boxes, feed-through boxes, cover plates, flip-lid covers, Max-Loc® or cord-clamp connections, customizable to all applications. The multiple outlet-box products serve needs from single- or double-duplex receptacle solutions to multi-tap outlet boxes for numerous plug-in applications. Available in various configurations, Woodhead can provide an outlet box that meets your specific needs.

FEATURES AND BENEFITS

Pre-wired solutions	Factory certified, saves time and money
Standard components and replacement parts	Provide for exceptionally long-life products
Custom-built products	Allow unique application solutions

APPLICATIONS

- Assembly stations
- Construction site
- Facility maintenance
- Shipyards
- Work benches
- Workstations

Outlet Boxes Watertite® Dual-Sided GFCI Duplex FD Outlet Box



Features and Benefits

- NEoTEX® Paracril OZO rubber portable outlet boxes yield the best performance for abrasion, chemical exposure and temperature extremes
- Industrial duty receptacles yield long-term performance
- MAX-LOC® cord grip provides superior strain relief for long life
- Lids with spring-loaded closure caps for increased protection
- Manual reset GFCI protection complete with an open neutral sensing relay (contained within the back side)
- Select a ground continuity monitor light to ensure good ground from power source
- High-performance SOOW cords are standard for optimum performance
- Plug matches receptacle type for application consistency
- When properly mated with a Woodhead® Watertite plug, the connector or receptacle connection meets the requirements of NEMA Type 4X



Physical

Box Housing and Plug Body: NEoTEX Paracril OZO rubber
 Receptacles: Industrial-duty single receptacles
 Receptacle Coverplate and Closure Caps: Lexan
 GFCI Coverplate: Silicone
 Cover Screws and Lid Springs: Stainless Steel
 Cord: Rubber SOOW
 Cord Connection: MAX-LOC nylon strain relief with rubber grommet
 Plug Body: Watertite NEoTEX Paracril OZO rubber with nylon insert and Stainless Steel screws
 Open Neutral Relay: Yes

Environmental

Rating: Wet industrial duty

Dual-Sided, Duplex Receptacle, FD Outlet Box

NEMA Configuration and Rating	Amps/Hz/Volts	Cord Length	Cord Type	Ground Continuity Monitor	Number of Duplex Receptacles	Woodhead No.	Order No.
 NEMA 5-15	15A 50/60Hz 120V	1.83m (6.0')	14/3 SOOW		1	3301GFL143	130137-0224
		1.83m (6.0')	14/3 SOOW	Yes	1	3301GGFL143	130137-0227
		7.62m (25.0')	14/3 SOOW		1	3301GFA143	130137-0221
		7.62m (25.0')	14/3 SOOW	Yes	1	3301GGFA143	130137-0225
		15.24m (50.0')	14/3 SOOW		1	3301GFB143	130137-0222
		15.24m (50.0')	14/3 SOOW	Yes	1	3301GGFB143	130137-0226
 NEMA 5-20	20A 50/60Hz 120V	1.83m (6.0')	12/3 SOOW	Yes	1	3304GGFL123	130137-0240
		1.83m (6.0')	12/3 SOOW		1	3304GFL123	130137-0237
		7.62m (25.0')	12/3 SOOW	Yes	1	3304GGFA123	130137-0238
		7.62m (25.0')	12/3 SOOW		1	3304GFA123	130137-0234
		15.24m (50.0')	12/3 SOOW		1	3304GFB123	130137-0235
		30.48m (100.0')	12/3 SOOW		1	3304GFD123	130137-0236

Outlet Boxes

Watertite®

Quad Outlet Box



Features and Benefits

- NEōTEX® Paracril OZO rubber portable outlet boxes yield the best performance for abrasion, chemical exposure and temperature extremes
- Industrial duty receptacles yield long-term performance
- Watertite closure caps for increased protection
- High-performance SOOW cords are standard for optimum performance
- Plug matches receptacle type for application consistency
- When properly mated with a Woodhead® Watertite plug, the connector or receptacle connection meets the requirements of NEMA Type 4X
- Universal ground ring and wires provided for ease of wiring

Reference Information

CSA File No.: LR6837



Physical

Box Housing, Coverplate and Plug Body: NEōTEX Paracril OZO rubber
 Receptacles: Industrial-duty nylon single receptacles
 Cover Face Screws: Stainless Steel
 Cord: Rubber 12/3 SOOW
 Cord Connection: MAX-LOC nylon strain relief with rubber grommet
 Plug Body: Watertite NEōTEX Paracril OZO rubber with nylon insert and Stainless Steel screws

Environmental

Rating: Wet industrial duty

Heavy Duty Outlet Box

NEMA Configuration and Rating	Amps/Hz/Volts	Cord Length	Cord Type	Closure Caps	Number of Single Receptacles	Cord Diameter	Woodhead No.	Order No.
 NEMA 5-15	15A 50/60Hz 120V			Yes	4	11.1–17.5mm (.437–.687")	32W47	130135-0230
		7.62m (25.0')	12/3 SOOW	Yes	4		32W47A123	130135-0231
 NEMA 5-20	20A 50/60Hz 120V			Yes	4	11.1–17.5mm (.437–.687")	32W33	130135-0228
 NEMA L5-15	15A 50/60Hz 120V			Yes	4	11.1–17.5mm (.437–.687")	35W47	130135-0317
 NEMA L7-15	15A 50/60Hz 277V			Yes	4	11.1–17.5mm (.437–.687")	35W34	130135-0316

Outlet Boxes

Watertite®

Illuminated Quad (Locator) Outlet Box



Features and Benefits

- NEōTEX® Paracril OZO rubber portable outlet boxes yield the best performance for abrasion, chemical exposure and temperature extremes
- Industrial duty receptacles yield long-term performance
- Watertite closure caps for increased protection
- MAX-LOC® Stainless Steel strain relief included as standard to provide maximum cord pull-out resistance
- High-performance SOOW cords are standard for optimum performance
- Plug matches receptacle type for application consistency
- When properly mated with a Woodhead® Watertite plug, the connector or receptacle connection meets the requirements of NEMA Type 4X

Reference Information

CSA File No.: LR6837



Physical

Box Housing, Coverplate, Bulb Socket, Recessed Bumpers and Plug Body: NEōTEX Paracril OZO rubber
 Receptacles: Industrial-duty nylon single receptacles
 Cover Gasket: Neoprene
 Globe Assembly: Teflon®
 Hinged Hook: Polypropylene
 Cover Face Screws: Stainless Steel
 Cord: Rubber 12/3 SOOW
 Cord Connection: MAX-LOC strain relief with Stainless Steel mesh, nylon compression nut with rubber grommet
 Plug Body: Watertite NEōTEX Paracril OZO rubber with nylon insert and Stainless Steel screws

Environmental

Meets NFPA 1901 Requirements
 Rating: Wet industrial duty

Illuminated Quad (Locator) Outlet Box

NEMA Configuration and Rating	Amps/Hz/Volts	Cord Length	Cord Type	Number of Single Receptacles	Cord Diameter	Woodhead No.	Order No.
 NEMA 5-15	15A 50/60/Hz 120V			4	11.1–17.5mm (.437–.687")	32W90-1	130135-0233
		0.305m (1.0')	14/3 SOOW	4		32W90-1E143	130135-0234
		15.24m (50.0')	14/3 SOOW	4		32W90-1B143	130135-0329
 NEMA L5-15	15A 50/60/Hz 120V			4	11.1–17.5mm (.437–.687")	32W90-2	130135-0235
		0.305m (1.0')	14/3 SOOW	4		32W90-2E143	130135-0236

Outlet Boxes Watertite® GFCI Four-Sided Outlet Box



Features and Benefits

- Workstation is molded of high-strength, non-conductive, glass-reinforced polyester
- Four industrial duty receptacles yield long-term performance
- GFCI protection complete with an open-neutral sensing relay to prevent operation under life-threatening conditions
- MAX-LOC® Stainless Steel strain relief included as standard to provide maximum cord pull-out resistance
- Six feet of high performance SOOW cord are standard for optimum performance
- When properly mated with a Woodhead® Watertite plug, the connector or receptacle connection meets the requirements of NEMA Type 4X

Physical

Workstation Body: Glass-reinforced polyester
 Industrial Duty Receptacles: Nylon
 Cover and Receptacle Face Screws: Stainless Steel
 Cord: Rubber 12/3 SOOW
 Cord Connection: MAX-LOC strain relief with Stainless Steel mesh, nylon compression nut with rubber grommet

Environmental

Rating: Wet industrial/commercial duty




Reference Information

UL File No.: E10176 (Housing)

CSA File No.: LR6837



GFCI Portable Work Station

Side A GFCI Configuration	NEMA Configuration and Rating	Side B Configuration	Side C Configuration	Amps/Hz/Volts	Woodhead No.	Order No.
Duplex NEMA 5-15	 NEMA 5-15	Duplex NEMA 5-15	Duplex NEMA 5-15	15A 50/60Hz 120V	3493	130135-0314
Duplex NEMA 5-20	 NEMA 5-20	Duplex NEMA 5-20	Duplex NEMA 5-20	20A 50/60Hz 120v	3494	130135-0315
Duplex NEMA 5-20	 NEMA L5-20	Single NEMA L5-20	Single NEMA L5-20	20A 50/60Hz 120v	3492	130135-0313

Outlet Boxes Watertite® Pendant Drop 15A or 20A 125V



Features and Benefits

- NEōTEX® Paracril OZO rubber portable pendant drop yields the best performance for abrasion, chemical exposure and temperature extremes
- Pre-wired, one or two industrial duty, single receptacles recessed for indoor or outdoor use designed to save you time
- Watertite receptacles certified to provide protection for damp or wet locations and keep personnel safe
- MAX-LOC® non-metallic strain relief included as standard to provide maximum cord pull-out resistance atop the pendant
- Woodhead® hanging double eye support grip included for ease of installation
- High-performance SOOW cords are standard for optimum performance
- When properly mated with a Woodhead® Watertite plug, the connector or receptacle connection meets the requirements of NEMA Type 4X





Physical

Pendant Housing: Watertite NEōTEX Paracril OZO rubber
Receptacles: Nylon industrial duty
Cover Face Screws and Cover Springs: Stainless Steel
Strain Relief, Pendant: Heavy-duty MAX-LOC nylon mesh and F3 ¾" compression nut
Cord: Rubber 14/3 or 12/3 SOOW

Environmental

Rating: Wet industrial duty

Pendant Drop

NEMA Configuration and Rating	Amps/Hz/Volts	Cord Length	Cord Type	GFCI*	GFCI Reset	Number of Receptacles [†]	Woodhead No.	Order No.
 NEMA 5-15	15A 50/60Hz 120V	1.83m (6.0')	14/3 SOOW			2	70W47L143	130138-0085
		1.83m (6.0')	14/3 SOOW	Yes	Manual	1	70W47L143GF	130138-0086
		4.57m (15.0')	14/3 SOOW			2	70W47M143	130138-0087
		4.57m (15.0')	14/3 SOOW	Yes	Manual	1	70W47M143GF	130138-0088
		7.62m (25.0')	14/3 SOOW	Yes		1	70W47A143GF	130138-0083
 NEMA 5-20	20A 50/60Hz 120V	1.83m (6.0')	12/3 SOOW			2	70W33L123	130138-0079
		4.57m (15.0')	12/3 SOOW			2	70W33M123	130138-0081
		4.57m (15.0')	12/3 SOOW	Yes	Manual	1	70W33M123GF	130138-0082
		7.62m (25.0')	12/3 SOOW			2	70W33A123	130138-0076
		7.62m (25.0')	12/3 SOOW	Yes	Manual	1	70W33A123GF	130138-0077
 NEMA L5-15	15A 50/60Hz 120V	1.83m (6.0')	14/3 SOOW			2	75W47L143	130135-0322
 NEMA L5-20	20A 50/60Hz 120V	4.57m (15.0')	12/3 SOOW	Yes	Manual	1	77W47M123GF	130138-0095

* GFCI Pendant Drop does not feature open-neutral sensing relay

[†] 2 = Duplex

1 = Single

Outlet Boxes

Watertite®

FD Box



Features and Benefits

- Deep box design provides 30% more capacity volume over FS boxes.
- Three configurations available provides for installation flexibility.
- NEMA 4, 4X, 12P, IP66 rated for harsh environments.
- Dynamically vulcanized thermoplastic (TPV) gaskets provide maximum watertight and dust-tight seal between frame and box.
- 1" diameter unthreaded conduit openings, with 3/4" and 1/2" reducers (includes closure plugs for unused openings) provide design flexibility with multiple conduit types.
- Modular frame design allows for custom configuration for power distribution boxes specific to customers' applications.
- Stainless-steel mounting plates provide corrosion-resistance in harsh environments.

Reference Information

Packaging: Individual box
cULus File No.: E117594



Physical

Box Housing: Rigid polyvinyl chloride (PVC)
Box: Reducers/Plugs: Rigid polyvinyl chloride (PVC)
Frame: Polybutylene terephthalate (PBT)
Gasket: Santoprene TPV
Threaded Inserts: Brass
Mounting Plate: Stainless Steel
Color: Yellow or Black
Grounding Wire (Green): 12 AWG, stranded Copper, 0.203m (8') long

Environmental

Operating Temperature: -29 to +60° C
Enclosure Rating: NEMA 4, 4X, 12P, IEC IP66

FD Box

Color	Gang Configuration	Capacity	Woodhead No.	Order No.
Yellow	Single	426.06cm ³ (26.0 in ³)	455-FD1	130128-0150
	Two	1,102.85cm ³ (67.3 in ³)	455-FD2	130128-0151
	Three	1,787.83cm ³ (109.1 in ³)	455-FD3	130128-0152
Black	Single	426.06cm ³ (26.0 in ³)	455-FD1BLK	130128-0160
	Two	1,102.85cm ³ (67.3 in ³)	455-FD2BLK	130128-0161
	Three	1,787.83cm ³ (109.1 in ³)	455-FD3BLK	130128-0162



Schedule 40 Threaded Adapter

Thread Diameter	Material	Pkg Qty	Length	Woodhead No	Order No.
1/2"	PVC	10	37.3mm (1.47")	455-TA50	130128-0167
3/4"		10	40.9mm (1.61")	455-TA75	130128-0168

Outlet Boxes

Watertite®

FD Boxes and Coverplates

Corrosion Resistant FD Boxes



Features and Benefits

- Boxes molded of high-strength, non-conductive, glass-filled polyester
- All metal hardware on boxes made from Stainless Steel to provide stable anchor points and corrosion resistance
- Entry/exit points pre-threaded with knock-outs for quick, flexible installation
- Grounding wires included and pre-installed to save time on installation

Reference Information

UL File No.: E117594

CSA File No.: LR32159



Physical

Replacement Covers for Watertite Flip Lid Receptacles, Receptacle Coverplate and Closure Caps: Lexan® Cover seal provided through the Watertite NEoTEX® Paracril OZO rubber interface
Cover Screws and Lid Springs: Stainless Steel
Box Volume: 17.3 in.³

Environmental

Rating: Wet industrial duty

* Trademark of SABIC Innovative Plastics IP BV

FD Box—Wet Location

Thread Diameter	Knock-Out Openings	Color	Woodhead No.	Order No.
½"	2	Yellow	452CR	130128-0114
¾"	2	Yellow	453CR	130128-0116
1"	2	Yellow	454CR	130128-0119



Features and Benefits

- NEoTEX® Paracril OZO rubber portable pendant drop yields the best performance for abrasion, chemical exposure and temperature extremes

Reference Information

CSA File No.: LR6837 (except for 3066)



FD Boxes Dual-Sided, FD Multiple Outlet Box

Cord Diameter	Cord Grip Body Size	Feed-Thru	Housing	Woodhead No.	Order No.
12.70–19.05mm (.500–.750")	F3 ¾"	No	Rubber	3065	130137-0150
12.70–19.05mm (.500–.750")	F3 ¾"	Yes	Rubber	3066	130138-0034



Features and Benefits

- Corrosion resistant FD box coverplates
- Blank standard coverplate supplied with neoprene gasket
- Cover available with 15/20A 120V manual reset GFCI
- Clear/opaque cover plate with metallic support plate to provide strength
- Clear/opaque and GFCI cover plate is silicone to provide excellent corrosion resistance

Reference Information

UL File No.: E117594 (Coverplates)



Coverplates for FS/FD Boxes

Coverplate	Current/Voltage	GFCI	Woodhead No.	Order No.
Clear Silicone Watertite®	20A 120V	Yes	3362GF	130137-0241
Clear Silicone Watertite		No	3362	130138-0047
Black Phenolic Heavy Duty		No	459*	130138-0004

* UL File No.: E117594



6702/6902
2-Hole Insert

6503/6703/6903
3-Hole Insert

Features and Benefits

- UV stabilized polycarbonate with mounting plates
- All exposed metal is Stainless Steel

Reference Information

UL File No.: E46237



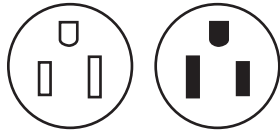
Replacement Covers for Watertite Flip Lid Receptacles

Description	Duplex/Single	Woodhead No.	Order No.
Fits duplex, all 15A, 20A straight blade	Duplex	40-9100	130186-0535
Fits All 15A and 20A straight blade	Single	6503	130155-0107
Fits all 20A locking 2-hole connector inserts	Single	6702	130185-0358
Fits all 20A locking 3-hole connector inserts	Single	6703	130155-0109
Fits all 30A locking 2-hole connector inserts	Single	6902	130155-0017
Fits all 30A locking 3-hole connector inserts	Single	6903	130155-0018

Outlet Boxes

Super-Safeway™

Dual-Sided Duplex Outlet Box, Series 3000, with Receptacles 15A 120V Standard Depth (3³/₈" NEMA 5-15



Features and Benefits

- NEoTEX® Paracril OZO rubber portable outlet boxes yield the best performance for abrasion, chemical exposure and temperature extremes
- Industrial duty, duplex receptacles yield long-term performance
- Two-piece cord-clamp strain relief to firmly secure the cord as standard, or select a MAX-LOC® cord grip together with weather resistant flip lids for increased protection
- Manual reset GFCI protection complete with an open neutral sensing relay (contained within the back side) is an available option to protect personnel
- Also select a ground continuity monitor light to ensure good ground from power source
- High-performance SOOW cords are standard for optimum performance
- Corded versions include a NEMA 5-15 plug

Reference Information

UL File No.: E46237
CSA File No.: LR6837



Physical

Box Housing and Plug Body: NEoTEX Paracril OZO rubber
Receptacles: Industrial duty
Receptacle Coverplate: Nylon/polycarbonate
For Box Only Version: This is still pre-wired
Cover and Receptacle Face Screws: Stainless Steel
Cord: Rubber 12/3 or 14/3 SOOW
Cord Connection: MAX-LOC nylon strain relief with rubber grommet

Environmental

Rating: General industrial duty

Power Distribution

Standard Depth (3³/₈" No Flip Lids or MAX-LOC Cord Grips

Cord Grip	Cord Length	Cord Type	GFCI	GFCI Reset	Number of Duplex Receptacles	Open Neutral Relay	Cord Diameter	Woodhead No.	Order No.
Double C-Clamp					2		8.26–16.64mm (.325–.655")	3000-1	130137-0088
Double C-Clamp	0.305m (1.0')	14/3 SOOW			2			3000-1E143	130137-0100
Double C-Clamp	1.83m (6.0')	14/3 SOOW			2			3000-1L143	130137-0101
Double C-Clamp	7.62m (25.0')	14/3 SOOW			2			3000-1A143	130137-0095
Double C-Clamp	15.24m (50.0')	14/3 SOOW			2			3000-1B143	130137-0097
Double C-Clamp	1.83m (6.0')	14/3 SOOW	Yes-In-Line	Manual	2	Yes		3000-1L143IN	130137-0102



Standard Depth (3³/₈" Flip Lids and MAX-LOC Cord Grips

Cord Grip	Cord Length	Cord Type	Number of Duplex Receptacles	Cord Diameter	Woodhead No.	Order No.
F2 1/2"			2	7.92–15.88mm (.312–.625")	3005-1	130137-0127
F2 1/2"	0.305m (1.0')	14/3 SOOW	2		3005-1E143	130137-0132
F2 1/2"	7.62m (25.0')	14/3 SOOW	2		3005-1A143	130137-0128
F2 1/2"	15.24m (50.0')	14/3 SOOW	2		3005-1B143	130137-0130



Standard Depth (3³/₈" Feed-Thru with MAX-LOC Cord Grips, No Flip Lids

Cord Grip	Feed-Thru	Number of Duplex Receptacles	Cord Diameter	Woodhead No.	Order No.
F2 1/2"	Yes	Coverplates only	7.92–15.88mm (.312–.625")	3000F	130137-0115

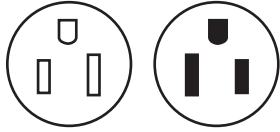
Outlet Boxes

Super-Safeway™

Dual-Sided Duplex Outlet Box, Series 3000, with Receptacles 15A 120V

Extended Depth (4³/₈"

NEMA 5-15



Features and Benefits

- NEōTEX® Paracril OZO rubber portable outlet boxes yield the best performance for abrasion, chemical exposure and temperature extremes
- Industrial duty, duplex receptacles yield long-term performance
- Two-piece cord-clamp strain relief to firmly secure the cord as standard, or select a MAX-LOC® cord grip together with weather resistant flip lids for increased protection
- Manual reset GFCI protection complete with an open neutral sensing relay (contained within the back side) is an available option to protect personnel
- Also select a ground continuity monitor light to ensure the ground connections are proper from your power source
- High-performance SOOW cords are standard for optimum performance
- Corded versions include a NEMA 5-15 plug

Reference Information

UL File No.: E46237
CSA File No.: LR6837



Physical

Box Housing and Plug Body: NEōTEX Paracril OZO rubber
Receptacles: Industrial duty single receptacles
Receptacle Coverplate: Nylon/polycarbonate
For Box Only Version: This is still pre-wired
Cover and Receptacle Face Screws: Stainless Steel
Cord: Rubber 12/3 or 14/3 SOOW
Cord Connection: MAX-LOC nylon strain relief with rubber grommet

Environmental

Rating: General industrial duty

Extended Depth (4³/₈" No Flip Lids or MAX-LOC Cord Grips

Cord Grip	Number of Duplex Receptacles	Cord Diameter	Woodhead No.	Order No.
Double C-Clamp	2	8.26–16.64mm (.325–.655")	3080-1	130137-0165



Extended Depth (4³/₈" Flip Lids and MAX-LOC Cord Grips

Cord Grip	Flip Lid	Number of Duplex Receptacles	Cord Diameter	Woodhead No.	Order No.
F3 3/4"	Yes	2	12.70–19.05mm (.500–.750")	3085-1	130137-0191



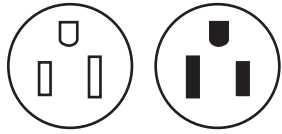
Extended Depth (4³/₈" Feed-Thru with MAX-LOC Cord Grips, No Flip Lids

Cord Grip	Feed-Thru	Number of Duplex Receptacles	Cord Diameter	Woodhead No.	Order No.
F3 3/4"	Yes	2	12.70–19.05mm (.500–.750")	3080F-1	130137-0177

Outlet Boxes

Super-Safeway™

Dual-Sided Duplex Outlet Box, Series 3000, with Receptacles GFCI 15A 120V Extended Depth (4³/₈" NEMA 5-15



Features and Benefits

- NEoTEX® Paracril OZO rubber portable outlet boxes yield the best performance for abrasion, chemical exposure and temperature extremes
- Industrial duty, duplex receptacles yield long-term performance
- Two-piece cord-clamp strain relief to firmly secure the cord as standard, or select a MAX-LOC® cord grip together with weather resistant flip lids for increased protection
- Manual reset GFCI protection complete with an open neutral sensing relay (contained within the back side) to protect personnel
- Also select a ground continuity monitor light to ensure the ground connections are proper from your power source
- High-performance SOOW cords are standard for optimum performance
- Corded versions include a NEMA 5-15 plug

Reference Information

CSA File No.: LR6837



Physical

Box Housing and Plug Body: NEoTEX Paracril OZO rubber
 Receptacles: Industrial duty single receptacles
 Receptacle Coverplate: Nylon/polycarbonate
 For Box Only Version: This is still pre-wired
 Cover and Receptacle Face Screws: Stainless Steel
 Cord: Rubber 12/3 or 14/3 SOOW
 Cord Connection: MAX-LOC nylon strain relief with rubber grommet

Environmental

Rating: General industrial duty



Extended Depth (4³/₈" with GFCI, with Flip Lids and MAX-LOC Cord Grips

Cord Grip	Cord Length	Cord Type	Flip Lid	GFCI Reset	Number of Receptacles	Open Neutral Relay	Receptacle	Cord Diameter	Woodhead No.	Order No.
F3 ¾"			Yes	Manual	1	Yes	GFCI Duplex	12.70–19.05mm (.500–.750")	40-3070G	130137-0246
F3 ¾"	1.83m (6.0')	12/3 SOOW	Yes	Manual	1	Yes	GFCI Duplex		3070-GFI	130137-0155
F3 ¾"	7.62m (25.0')	14/3 SOOW	Yes	Manual	1	Yes	GFCI Duplex		3070-GFIA143	130137-0158
F3 ¾"	7.62m (25.0')	12/3 SOOW	Yes	Manual	1	Yes	GFCI Duplex		3070-GFIA123	130137-0157
F3 ¾"	15.24m (50.0')	12/3 SOOW	Yes	Manual	1	Yes	GFCI Duplex		3070-GFIB123	130137-0159
F3 ¾"	30.48m (100.0')	12/3 SOOW	Yes	Manual	1	Yes	GFCI Duplex		3070-GFID123	130137-0162
F3 ¾"	1.83m (6.0')	12/3 SOOW	Yes	Manual	1	Yes	GFCI Duplex		3080-GFI	130137-0180

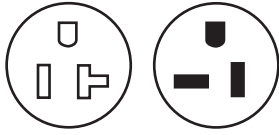
Extended Depth (4³/₈" with GFCI, Feed-Thru, with Flip Lids and MAX-LOC Cord Grips

Cord Grip	Cord Length	Cord Type	Feed-Thru	Flip Lid	GFCI Reset	Number of Receptacles	Open Neutral Relay	Receptacle	Woodhead No.	Order No.
F3 ¾"	2 @ 0.91m (2 @ 3.0')	12/3 SOOW	Yes	Yes	Manual	1	Yes	GFCI Duplex	3070F-GFI	130137-0153
F3 ¾"	2 @ 0.91m (2 @ 3.0')	12/3 SOOW	Yes	No	Manual	1	Yes	GFCI Duplex	3080F-GFI	130137-0178

Outlet Boxes

Super-Safeway™

Dual-Sided Duplex Outlet Box, Series 3000 With Receptacles 20A 120V NEMA 5-20



Features and Benefits

- NEOTEX® Paracril OZO rubber portable outlet boxes yield the best performance for abrasion, chemical exposure and temperature extremes
- Industrial duty, duplex receptacles yield long-term performance
- Two-piece cord-clamp strain relief to firmly secure the cord as standard, or select a MAX-LOC® cord grip together with weather resistant flip lids for increased protection
- Manual reset GFCI protection complete with an open neutral sensing relay (contained within the back side) is an available option to protect personnel
- Also select a ground continuity monitor light to ensure the ground connections are proper from your power source
- High-performance SOOW cords are standard for optimum performance
- Corded versions include a NEMA 5-20 plug

Reference Information

UL File No.: E46237
E38085
CSA File No.: LR6837

Physical

Box Housing and Plug Body: NEOTEX Paracril OZO rubber
Receptacles: Industrial duty single receptacles
Receptacle Coverplate: Nylon/polycarbonate
For Box Only Version: This is still pre-wired
Cover and Receptacle Face Screws: Stainless Steel
Cord: Rubber 12/3 SOOW
Cord Connection: MAX-LOC nylon strain relief with rubber grommet

Environmental

Rating: General industrial duty

E

Power Distribution

Standard Depth (3³/₈" No Flip Lids or MAX-LOC Cord Grips

Cord Grip	Cord Length	Cord Type	Number of Duplex Receptacles	Cord Diameter	Woodhead No.	Order No.
Double C-Clamp			2	8.26–16.64mm (.325–.655")	3000-10*	130137-0089
Double C-Clamp	0.305m (1.0')	12/3 SOOW	2		3000-10E123 [†]	130137-0093
Double C-Clamp	7.62m (25.0')	12/3 SOOW	2		3000-10A123 [†]	130137-0090



Extended Depth (4³/₈" No Flip Lids or MAX-LOC Cord Grips

Cord Grip	Cord Length	Cord Type	Number of Duplex Receptacles	Cord Diameter	Woodhead No.	Order No.
Double C-Clamp			2	8.26–16.64mm (.325–.655")	3080-10*	130137-0166
Double C-Clamp	0.305m (1.0')	12/3 SOOW	2		3080-10E123 [†]	130137-0171
Double C-Clamp	7.62m (25.0')	12/3 SOOW	2		3080-10A123 [†]	130137-0167
Double C-Clamp	15.24m (50.0')	12/3 SOOW	2		3080-10B123 [†]	130137-0169



Extended Depth (4³/₈" Flip Lids and MAX-LOC Cord Grips

Cord Grip	Cord Length	Cord Type	Flip Lid	Number of Duplex Receptacles	Cord Diameter	Woodhead No.	Order No.
F2 1/2"			Yes	2	7.92–15.88mm (.312–.625")	3085-10*	130137-0192
F2 1/2"	7.62m (25.0')	12/3 SOOW	Yes	2		3085-10A123 [†]	130137-0193
F2 1/2"	15.24m (50.0')	12/3 SOOW	Yes	2		3085-10B123 [†]	130137-0194
F2 1/2"	30.48m (100.0')	12/3 SOOW	Yes	2		3085-10D123 [†]	130137-0196

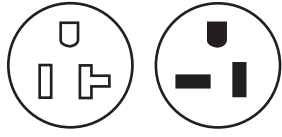
* UL File No. E46327

† UL File No. E38085

Outlet Boxes

Super-Safeway™

Dual-Sided Duplex Outlet Box, Series 3000 With Receptacles GFCI 20A 120V NEMA 5-20



Features and Benefits

- NEoTEX® Paracril OZO rubber portable outlet boxes yield the best performance for abrasion, chemical exposure and temperature extremes
- Industrial duty, duplex receptacles yield long-term performance
- MAX-LOC® cord grip together with weather resistant flip lids for increased protection
- Manual reset GFCI protection complete with an open neutral sensing relay (contained within the back side) is an available option to protect personnel
- Also select a ground continuity monitor light to ensure the ground connections are proper from your power source
- High-performance SOOW cords are standard for optimum performance
- Includes a NEMA 5-20 plug

Reference Information

CSA File No.: LR6837



Physical

Box Housing and Plug Body: NEoTEX Paracril OZO rubber
 Receptacles: Industrial duty single receptacles
 Receptacle Coverplate: Nylon/polycarbonate
 Cover and Receptacle Face Screws: Stainless Steel
 Cord: Rubber 12/3 SOOW
 Cord Connection: MAX-LOC nylon strain relief with rubber grommet

Environmental

Rating: General industrial duty



Extended Depth (4³/₈"") with GFCI, Flip Lids and MAX-LOC Cord Grips

Cord Grip Body Size	Cord Length	Cord Type	Feed-Thru	Flip Lid	GFCI	Ground Continuity Monitor	Number of Receptacles	Receptacle	Woodhead No.	Order No.
F3 3/4"	1.83m (6.0')	12/3 SOOW	No	Yes	Yes	No	1	GFCI Duplex	3070-GF120	130137-0156
F3 3/4"	1.83m (6.0')	12/3 SOOW	No	Yes	Yes	Yes	1	GFCI Duplex	3080-GF120	130137-0181

Extended Depth (4³/₈"") with GFCI, Feed-Thru, with Flip Lids and MAX-LOC Cord Grips

Cord Grip Body Size	Cord Length	Cord Type	Feed-Thru	Flip Lid	GFCI	Ground Continuity Monitor	Number of Receptacles	Receptacle	Woodhead No.	Order No.
F3 3/4"	1.83m (6.0')	12/3 SOOW	Yes	Yes	Yes	Yes	1	GFCI Duplex	3080F-GF120	130137-0179

Outlet Boxes Super-Safeway™ Series 3000 Boxes and Coverplates, Yellow

Features and Benefits

- NEōTEX® Paracril OZO rubber double-sided portable outlet boxes yield the best performance for abrasion, chemical exposure and temperature extremes
- Many non-receptacle options provide complete flexibility to create your own solution
- Select either double C-cord clamps or MAX-LOC® strain relief for optimum life

Reference Information

UL File No.: E46237
CSA File No.: LR6837



Physical

Double-sided portable outlet box: NEōTEX Paracril OZO rubber

Receptacle Coverplate: Nylon, polycarbonate, polypropylene

Cover and Receptacle Face Screws: Stainless Steel

Environmental

Rating: General industrial duty



C-Clamp

One F (X) Fitting

Two F (X) Fittings

Standard and Extended Depth, Dual-Sided, 2 Receptacle Box

Description	Cord Diameter	Box Only		Box with Duplex Plates		Box with Dual Flip Lids	
		Woodhead No.	Order No.	Woodhead No.	Order No.	Woodhead No.	Order No.
Standard depth, C-clamp	8.26-16.64mm 0.325-0.655"	3050	130137-0147	3000	130137-0087		
Standard depth, one (F2)	7.92-15.88mm 0.312-0.625"	3059	130137-0149			3005	130137-0126
Standard depth, feed-thru, two (F2)	7.92-15.88mm 0.312-0.625"	3050F	130137-0148				
Extended depth, C-Clamp	8.26-16.64mm 0.325-0.655"	3090	130137-0013	3080	130137-0007		
Extended depth, One (F3)	12.70-19.05mm 0.500-0.750"	3099	130137-0216			3085	130137-0010
Extended depth, feed-thru, two (F3)	12.70-19.05mm 0.500-0.750"	3090F	130137-0204	3080F	130137-0176	3085F	130137-0199
Extended depth, one (F4)	19.05-24.64mm 0.750-0.970"	3091	130137-0014				
Extended depth, feed-thru, two (F4)	19.05-24.64mm 0.750-0.970"	3091F	130137-0210				

Description	Cord Diameter	1.39" Diameter*				1.56" Diameter†			
		Box with Plates Straight Blade		Box with Flip Lids Locking Blade		Box with Plates Straight Blade		Box with Flip Lids Locking Blade	
		Woodhead No.	Order No.	Woodhead No.	Order No.	Woodhead No.	Order No.	Woodhead No.	Order No.
Standard depth, C-clamp	8.26-16.64mm 0.325-0.655"	3001	130137-0121			3003	130137-0124		
Extended depth, C-Clamp	8.26-16.64mm 0.325-0.655"	3081	130137-0008			3083	130137-0185		
Extended depth, one (F3)	12.70-19.05mm 0.500-0.750"			3086	130137-0011			3082	130137-0009
Extended depth, feed-thru, two (F3)	12.70-19.05mm 0.500-0.750"			3086F	130137-0006				

* 15A and 20A NEMA straight blade, 15A NEMA locking

† 20A NEMA locking

Outlet Boxes Super-Safeway™ Series 3000 Boxes and Coverplates, Yellow

Features and Benefits

- NEoTEX® Paracril OZO rubber double-sided portable outlet boxes yield the best performance for abrasion, chemical exposure and temperature extremes
- Many non-receptacle options provide complete flexibility to create your own solution
- Select either double C-cord clamps or MAX-LOC® strain relief for optimum life


Physical

Double-sided portable outlet box: NEoTEX Paracril OZO rubber
Receptacle Coverplate: Nylon, polycarbonate, polypropylene
Cover and Receptacle Face Screws: Stainless Steel

Environmental

Rating: General industrial duty

Power Distribution



Coverplate

Description	Duplex Opening		Duplex Flip Lid		1.39" Diameter*				1.56" Diameter†			
	Woodhead No.	Order No.	Woodhead No.	Order No.	Opening		Flip Lid		Opening		Flip Lid	
					Woodhead No.	Order No.	Woodhead No.	Order No.	Woodhead No.	Order No.	Woodhead No.	Order No.
Coverplate	3051	130138-0020	3056	130138-0025	3052	130138-0022	3057	130138-0028	3055	130138-0024	3058	130138-0029

* 15 and 20A NEMA straight blade, 15A NEMA locking

† 20A NEMA locking



Description	Blank Plate		GFCI Opening		GFCI Flip Lid		GFCI Clear Silicone Watertite®	
	Woodhead No.	Order No.	Woodhead No.	Order No.	Woodhead No.	Order No.	Woodhead No.	Order No.
Coverplate	3054	130138-0023	3060	130138-0030	3061	130138-0032	3363	130138-0048

Outlet Boxes Super-Safeway™ Series 3000 Power Boxes, Black

Features and Benefits

- Black NEoTEX® Paracril OZO rubber double-sided portable outlet boxes yield the best performance for abrasion, chemical exposure and temperature extremes
- Many receptacle and non-receptacle options provide complete flexibility to create your own solution
- Two-piece cord-clamp Strain Relief to firmly secure the cord as Standard, or select a MAX-LOC® cord grip together with weather resistant flip lids for increased protection
- Black color selected for higher UV resistance and less dirty appearance
- High-performance 500W cords are standard for optimum performance

Reference Information

UL File No.: E38085

CSA File No.: LR6837



Physical

Box Housing and Plug Body: Black NEoTEX Paracril OZO rubber

Receptacles: Industrial duty single receptacles
Receptacle Coverplate: Black nylon, polycarbonate, polypropylene

For Receptacle Versions: This is still pre-wired

Cover and Receptacle Face Screws: Stainless Steel

Cord: Rubber 12/3 500W

Cord Connection: Black nylon strain relief with rubber grommet if MAX-LOC


Plug Body: Black Super-Safeway NEoTEX Paracril OZO rubber

Environmental

Rating: General industrial duty




NEMA 5-15 with Receptacles

NEMA Configuration and Rating	Description	Woodhead No.	Order No.
 NEMA 5-15	Standard depth cord clamp without flip lids	3000-1BLK	130137-0099
	Standard depth, feed-thru with MAX-LOC without flip lids	3000F-1BLK	130137-0117



NEMA 5-20 with Receptacles

NEMA Configuration and Rating	Description	Cord Length	Cord Type	Plug	Woodhead No.	Order No.
 NEMA 5-20	Extended depth cord clamp without flip lids	7.62m (25.0')	12/3 500W	5-15	3000-10A123BLK	130137-0091
	Extended depth MAX-LOC with flip lids		—	None	3085-10BLK*	130137-0195

* UL File No.: E46237



Multiple Outlet Box

Description	Cord Diameter	Box Only, No Receptacles		Box with Duplex Plates, No Receptacles	
		Woodhead No.	Order No.	Woodhead No.	Order No.
Standard depth, C-clamp	8.26–16.64mm (0.325–0.655")			3000BLK	130137-0113
Standard depth, one (F2) MAX-LOC	7.92–15.88mm (0.312–0.625")	3059BLK	130137-0293		
Standard depth, feed-thru, two (F2) MAX-LOC	7.92–15.88mm (0.312–0.625")			3000FBLK	130137-0118
Extended depth, one (F3) MAX-LOC	12.7–19.05mm (0.500–0.750")	3099BLK	130137-0217		
Extended depth, feed-thru, two (F3) MAX-LOC	12.7–19.05mm (0.500–0.750")	3090FBLK	130137-0205		
Extended depth, one (F4) MAX-LOC	19.05–24.64mm (0.750–0.970")	3091BLK	130137-0294		
Extended depth, feed-thru, two (F4) MAX-LOC	19.05–24.64mm (0.750–0.970")	3091FBLK	130137-0211		

Outlet Boxes

Super-Safeway™

Series 3000 Coverplates, Black

Features and Benefits

- Black NEōTEX® Paracril OZO rubber double-sided portable outlet boxes yield the best performance for abrasion, chemical exposure and temperature extremes
- Black color selected for higher UV resistance and cleaner appearance

Physical

Box Housing and Plug Body: Black NEōTEX Paracril OZO rubber
 Receptacle Coverplate: Black nylon, polycarbonate, polypropylene
 Cover and Receptacle Face Screws: Stainless Steel

Environmental

Rating: General industrial duty



Multiple Outlet Coverplate

Description	Duplex Opening		Duplex Flip Lid		GFCI Flip Lid	
	Woodhead No.	Order No.	Woodhead No.	Order No.	Woodhead No.	Order No.
Coverplate	3051BLK	130138-0021	3056BLK	130138-0026	3061BLK	130138-0033

Outlet Boxes Super-Safeway™ 3-Phase Stringer Set 20A 125V NEMA 5-20



Features and Benefits

- NEōTEX® Paracril OZO rubber double-sided portable outlet boxes yield the best performance for abrasion, chemical exposure and temperature extremes
- Pre-wired six 20A, industrial duty, duplex receptacles on 10' centers yield long-term performance
- Duplex receptacles are color-coded for easy three-phase identification
- All cord clamps are Safeway® nylon strain relief type for optimum life
- Super-Safeway plug available as a ready to use power distribution cordset

Reference Information

UL File No.: E135568
CSA File No.: LR6837



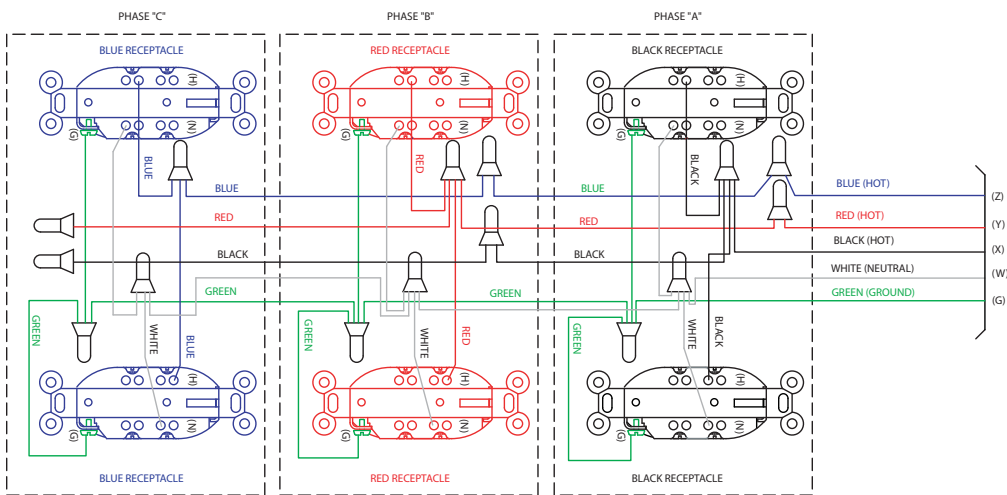
Physical

Multiple Outlet Box and Plug Body: NEōTEX Paracril OZO rubber
Receptacles: NEMA 5-20 industrial duty duplex receptacles
Receptacle Coverplate: Nylon
Cover and Receptacle Face Screws: Stainless Steel
Cord: Black rubber 12/5 SOW
Cord Clamps: Safeway® nylon strain relief
Receptacle Coverplate: Nylon

Environmental

Rating: General industrial duty

Cord Length	Plug	Woodhead No.	Order No
9.14m (30.0')	None	3095-000	130137-0213
9.14m (30.0')	L21-20	3095-002	130137-0214



Outlet Boxes

Super-Safeway™

Angled Outlet and Angled GFCI Outlet Box



Features and Benefits

- NEoTEX® Paracril OZO rubber portable outlet boxes yield the best performance for abrasion, chemical exposure and temperature extremes
- Industrial duty, duplex receptacles yield long-term performance
- MAX-LOC® cord grip together with weather resistant
- Spring-loaded flip lids available for increased ingress protection
- Manual reset GFCI protection complete with an open neutral sensing relay is an available option to protect personnel
- Also select a ground continuity monitor light to ensure the ground connections are proper from your power source
- High-performance SOOW cords are standard for optimum performance


Physical

Box Housing and Plug Body: NEoTEX Paracril OZO rubber
 Receptacles: Industrial duty single receptacles
 Receptacle Coverplate: Polycarbonate, polypropylene
 For Box Only Version: Receptacles are pre-wired
 Cover and Receptacle Face Screws: Stainless Steel
 Cord: Rubber 12/3 SOOW
 Cord Connection: MAX-LOC nylon strain relief with rubber grommet

Environmental

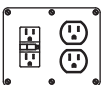
Rating: General industrial duty

Angled Outlet Box, NEMA 5-15

NEMA Configuration and Rating	Cord Length	Cord Type	Flip Lid	Woodhead No.	Order No.
 NEMA 5-15	1.83m (6.0')	12/3 SOOW		3330L123	130135-0281
	7.62m (25.0')	12/3 SOOW		3330A123	130135-0278
	15.24m (50.0')	12/3 SOOW		3330B123	130135-0279
	0.305m (1.0')	12/3 SOOW	Yes	3330RE123	130135-0285
	1.83m (6.0')	12/3 SOOW	Yes	3330RL123	130135-0287
	7.62m (25.0')	12/3 SOOW	Yes	3330RA123	130135-0283



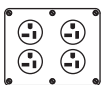
Angled GFCI Outlet Box, NEMA 5-15

NEMA Configuration and Rating	Cord Length	Cord Diameter or Type	Flip Lid	Feed-Thru	Ground Continuity Monitor	Woodhead No.	Order No.
 NEMA 5-15		12.7–19.05mm (.5–.75")	Yes			3320	130135-0246
	0.305m (1.0')	12/3 SOOW	Yes			3320E123	130135-0249
	1.83m (6.0')	12/3 SOOW	Yes			3320L123	130135-0251
	1.83m (6.0')	12/3 SOOW	Yes		Yes	3327L123	130135-0276
	7.62m (25.0')	12/3 SOOW	Yes			3320A123	130135-0247
	7.62m (25.0')	12/3 SOOW	Yes		Yes	3327A123	130135-0273
	7.62m (25.0')	12/3 SOOW	Yes	Yes		3320FA123*	130135-0250
	15.24m (50.0')	12/3 SOOW	Yes			3320B123	130135-0248
	30.48m (100.0')	12/3 SOOW	Yes			3320D123	130135-0013

* Cord 6' for Feed-Thru Loadside



Angled Outlet Box, NEMA 5-20

NEMA Configuration and Rating	Cord Length	Cord Diameter or Type	Flip Lid	Woodhead No.	Order No.
 NEMA 5-20	1.83m (6.0')	12/3 SOOW		3332L123	130135-0293
	7.62m (25.0')	12/3 SOOW		3332A123	130135-0291
	15.24m (50.0')	12/3 SOOW		3332B123	130135-0292
		12.7–19.05mm (.5–.75")	Yes	3332R	130135-0294
	1.83m (6.0')	12/3 SOOW	Yes	3332RL123	130135-0298
	7.62m (25.0')	12/3 SOOW	Yes	3332RA123	130135-0295
	15.24m (50.0')	12/3 SOOW	Yes	3332RB123	130135-0296

Outlet Boxes Super-Safeway™ Angled Outlet and Angled GFCI Outlet Box



Features and Benefits

- NEoTEX® Paracril OZO rubber portable outlet boxes yield the best performance for abrasion, chemical exposure and temperature extremes
- Industrial duty, duplex receptacles yield long-term performance
- MAX-LOC® cord grip together with weather resistant
- Spring-loaded flip lids available for increased ingress protection
- Manual reset GFCI protection complete with an open neutral sensing relay is an available option to protect personnel
- Also select a ground continuity monitor light to ensure the ground connections are proper from your power source
- High-performance SOOW cords are standard for optimum performance


Physical

Box Housing and Plug Body: NEoTEX Paracril OZO rubber
 Receptacles: Industrial duty single receptacles
 Receptacle Coverplate: Polycarbonate, polypropylene
 For Box Only Version: Receptacles are pre-wired
 Cover and Receptacle Face Screws: Stainless Steel
 Cord: Rubber 12/3 SOOW
 Cord Connection: MAX-LOC nylon strain relief with rubber grommet

Environmental

Rating: General industrial duty

Angled GFCI Outlet Box, NEMA 5-20

NEMA Configuration and Rating	Cord Length	Cord Diameter or Type	Flip Lid	Feed-Thru	Ground Continuity Monitor	Woodhead No.	Order No.	
 NEMA 5-20		12.7–19.05mm (.5–.75")	Yes			3322	130135-0256	
	0.305m (1.0')	12/3 SOOW	Yes			3322E123	130135-0260	
	1.83m (6.0')	12/3 SOOW	Yes			3322L123	130135-0263	
	7.62m (25.0')	12/3 SOOW	Yes			3322A123	130135-0257	
	15.24m (50.0')	12/3 SOOW	Yes			3322B123	130135-0258	
	30.48m (100.0')	12/3 SOOW	Yes			3322D123	130135-0259	
	1.83m (6.0')	12/3 SOOW	Yes			Yes	3324L123	130135-0268
	1.83m (6.0')	12/3 SOOW	Yes		Yes		3322FL123	130135-0262
	1.83m (6.0')	12/3 SOOW	Yes		Yes	Yes	3324FL123	130135-0015



Angled Outlet Box, NEMA L5-15

NEMA Configuration and Rating	Cord Length	Cord Type	Flip Lid	Woodhead No.	Order No.
 NEMA L5-15	0.305m (1.0')	12/3 SOOW	Yes	3331RE123	130135-0289
	15.24m (50.0')	12/3 SOOW	Yes	3331RB123	130135-0288

Outlet Boxes Super-Safeway™ Angled Outlet and Angled GFCI Outlet Box



Features and Benefits

- NEoTEX® Paracril OZO rubber portable outlet boxes yield the best performance for abrasion, chemical exposure and temperature extremes
- Industrial duty, duplex receptacles yield long-term performance
- MAX-LOC® cord grip together with weather resistant
- Spring-loaded flip lids available for increased ingress protection
- Manual reset GFCI protection complete with an open neutral sensing relay is an available option to protect personnel
- Also select a ground continuity monitor light to ensure the ground connections are proper from your power source
- High-performance SOOW cords are standard for optimum performance

Physical

Box Housing and Plug Body: NEoTEX Paracril OZO rubber
 Receptacles: Industrial duty single receptacles
 Receptacle Coverplate: Polycarbonate, polypropylene
 For Box Only Version: Receptacles are pre-wired
 Cover and Receptacle Face Screws: Stainless Steel
 Cord: Rubber 12/3 SOOW
 Cord Connection: MAX-LOC nylon strain relief with rubber grommet

Environmental

Rating: General industrial duty

Angled GFCI Outlet Box


NEMA Rating	NEMA Configuration	Cord Length	Cord Type	Flip Lid	Feed-Thru	Ground Continuity Monitor	Woodhead No.	Order No.
NEMA 5-15 and NEMA L5-15		0.305m (1.0')	12/3 SOOW	Yes			3321E123	130135-0254
NEMA 5-15 and NEMA L5-15		1.83m (6.0')	12/3 SOOW	Yes			3321L123	130135-0255
NEMA 5-15 and NEMA L5-15		7.62m (25.0')	12/3 SOOW	Yes			3321A123	130135-0014
NEMA 5-15 and NEMA L5-15		1.83m (6.0')	12/3 SOOW	Yes		Yes	Yes	3323FL123



Angled GFCI Outlet Box

NEMA Rating	NEMA Configuration	Cord Length	Cord Type	Flip Lid	Woodhead No.	Order No.
NEMA 5-20 and NEMA L5-20		1.83m (6.0')	12/3 SOOW	Yes	3325L123	130135-0272

Outlet Boxes Super-Safeway™ Quad GFCI Outlet Box



Features and Benefits

- NEōTEX® Paracril OZO rubber portable outlet boxes yield the best performance for abrasion, chemical exposure and temperature extremes
- Industrial duty, duplex receptacles yield long-term performance
- MAX-LOC® cord grip together with weather resistant
- Spring-loaded flip lids available for increased ingress protection
- Also select a ground continuity monitor light to ensure the ground connections are proper from your power source
- High-performance 500W cords are standard for optimum performance



Physical

Box Housing and Plug: NEōTEX Paracril OZO rubber
 Receptacles: Industrial duty single receptacles
 Receptacle Coverplate: Polycarbonate, polypropylene
 Cover and Receptacle Face Screws: Stainless Steel
 Cord: Rubber 12/3 500W
 Cord Connection: Nylon strain relief with rubber grommet if MAX-LOC
 Plug Body: Super-Safeway NEōTEX Paracril OZO rubber

Environmental

Rating: General industrial duty

GFCI Multiple Outlet Box

NEMA Configuration and Rating	Amps/Hz/Volts	Cord Length	Ground Continuity Monitor	Number of Receptacles	Receptacle	Woodhead No.	Order No.
 NEMA 5-15	15A 50/60Hz 120V	0.305m (1.0')		3	Duplex	32G15E123	130135-0207
		1.83m (6.0')		3	Duplex	32G15L123	130135-0208
		7.62m (25.0')		3	Duplex	32G15A123	130135-0333
		1.83m (6.0')	Yes	3	Duplex	32GM15L123	130135-0216
		7.62m (25.0')	Yes	3	Duplex	32GM15A123	130135-0213
 NEMA 5-20	20A 50/60Hz 120V	0.305m (1.0')		3	Duplex	32G20E123	130135-0211
		7.62m (25.0')		3	Duplex	32G20A123	130135-0209
		0.305m (1.0')	Yes	3	Duplex	32GM20E123	130135-0219
		1.83m (6.0')	Yes	3	Duplex	32GM20L123	130135-0220
		7.62m (25.0')	Yes	3	Duplex	32GM20A123	130135-0217

Outlet Boxes

Super-Safeway™ Illuminated Quad (Locator) Outlet Box



Features and Benefits

- NEoTEX® Paracril OZO rubber portable outlet boxes yield the best performance for abrasion, chemical exposure and temperature extremes
- Industrial duty receptacles yield long-term performance
- Weather-resistant flip lids for increased protection
- MAX-LOC® Stainless Steel strain relief included as standard to provide maximum cord pull-out resistance
- High-performance SOOW cords are standard for optimum performance
- Plug matches receptacle type for application consistency

Reference Information

CSA File No.: LR6837





Physical

Box Housing, Bulb Socket, Recessed Bumpers and Plug Body: NEoTEX Paracril OZO rubber
 Receptacles: Industrial-duty nylon single receptacles
 Receptacle Coverplate: Polycarbonate, polypropylene
 Globe Assembly: Teflon®
 Hinged Hook: Polypropylene
 Cover Face Screws: Stainless Steel
 Cord: Rubber 12/3 SOOW
 Cord Connection: MAX-LOC strain relief with Stainless Steel mesh, nylon compression nut with rubber grommet
 Plug Body: Super-Safeway NEoTEX Paracril OZO rubber with nylon insert and Stainless Steel screws

Environmental

Rating: Industrial Duty

Illuminated Outlet Box

NEMA Configuration and Rating	Amps/Hz/Volts	Cord Length	Cord Type	Cord Diameter	Number of Duplex Receptacles	Woodhead No.	Order No.
 NEMA 5-15	15A 50/60Hz 120V			12.7–19.05mm (.5–.75")	4	3290-1	130135-0195
		0.305m (1.0')	14/3 SOOW		4	3290-1E143	130135-0197
		15.24m (50.0')	14/3 SOOW		4	3290-1B143	130135-0196
 NEMA 5-20	15A 50/60Hz 120V			12.7–19.05mm (.5–.75")	4	3290-3	130135-0201
		0.305m (1.0')	12/3 SOOW		4	3290-3E123	130135-0203
 NEMA L5-15	15A 50/60Hz 120V			12.7–19.05mm (.5–.75")	4	3290-2	130135-0198
		0.305m (1.0')	14/3 SOOW		4	3290-2E143	130135-0200
 Non-NEMA	20A 50/60Hz 250V			12.7–19.05mm (.5–.75")	4	3290-9	130135-0204
		0.305m (1.0')	12/3 SOOW		4	3290-9E123	130135-0205

Outlet Boxes

Industrial Duty

FS/FD Boxes and Coverplates



Features and Benefits

FS/FD Boxes for Surface or Recess Mounting

- Boxes molded of high-strength, non-conductive, phenolic resin or glass-filled polyester
- Select box with a 15/20A, manual reset GFCI and cover to be included
- Knockout openings save time and facilitate easier installation

FS/FD Box Coverplates

- Blank standard coverplate supplied with Neoprene gasket
- Cover available with 15/20A 120V Manual Rest GFCI
- Clear/opaque GFCI cover plate with metallic support plate to provide strength
- Clear/opaque and GFCI cover plate is silicone to provide excellent corrosion resistance

Reference Information

UL File No.: E117594
CSA File No.: LR32159 (except for 459)



Environmental

Rating: Industrial duty

FS Box

Thread Diameter	Knock Out Openings	Box Color	Box Volume (in. ³)	Woodhead No.*	Order No.
1/2"	2	Black	15.6	450†	130128-0111
3/4"	2	Black	15.6	451†	130128-0112

* Boxes do not include receptacles.

† Not UL Listed

For an FS/FD pushbutton coverplate, see Test/Control covers for FS/FD boxes.



FD Box

Thread Diameter	Knock Out Openings	Box Color	GFCI Cover	Box Volume (in. ³)	Woodhead No.*	Order No.
1/2"	2	Gray		17.3	452	130128-0113
3/4"	2	Gray		17.3	453	130128-0115
3/4"	2	Gray	Yes	17.3	453GF	130128-0117
3/4"	2	Gray		17.3	454	130128-0118
3/4"	2	Gray	Yes	17.3	454GF	130128-0120

* Boxes do not include receptacles.

For an FS/FD pushbutton coverplate, see Test/Control covers for FS/FD boxes



Coverplate for 3065 and 3066 Box (above)

Feed-Thru	Material	Color	Woodhead No.	Order No.
Blank coverplate	Phenolic	Black	459	130138-0004

Outlet Boxes

Super-Safeway™

Angled and Quad Boxes and Coverplates



3200



3300

Features and Benefits

- NEoTEX® Paracril OZO rubber portable outlet boxes yield the best performance for abrasion, chemical exposure and temperature extremes
- MAX-LOC® cord grip together with weather resistant

Reference Information

CSA File No.: LR6837



Physical

Box Housing and Watertite® coverplate: NEoTEX Paracril OZO rubber

Receptacle Coverplate: Polycarbonate, polypropylene

Cover and Receptacle Face Screws: Stainless Steel

Cord Connection: MAX-LOC nylon strain relief with rubber grommet

Environmental

Rating: General industrial duty

Boxes

Cord Diameter	Cord Grip Body Size	Woodhead No.*	Order No.
12.70–19.05mm (.500–.750")	F3 ¾"	3200	130135-0185
12.70–19.05mm (.500–.750")	F3 ¾"	3300	130135-0245

* Boxes do not include receptacles.

Box with Coverplate

Cord Diameter	Cord Grip Body Size	Included (2) Coverplates	Woodhead No.	Order No.
12.70–19.05mm (.500–.750")	F3 ¾"	Double duplex	3210	130135-0186
12.70–19.05mm (.500–.750")	F3 ¾"	Double duplex with flip lids	3215	130135-0187



3260



3263
1.56" opening



3261
1.56" opening



3265



3264
1.72" opening



3262
1.72" opening

Standard Coverplate

Opening	Woodhead No.	Order No.
Double Duplex	3260	130138-0035
39.62mm (1.56")†	3263	130138-0041
39.62mm (1.56")†	3261	130138-0037
Blank	3265	130138-0044
43.69mm (1.72")†	3264	130138-0102
43.69mm (1.72")†	3262	130138-0039


† 20A NEMA locking blade

‡ 30A NEMA locking blade

Grommets F3

Cord Diameter	Color	Woodhead No.	Order No.
4.75–6.35mm (0.187-0.250")	Orange	00-4985	130180-0407
6.35–9.53mm (0.250-0.375")	Gray	00-4986	130180-0408
9.53–11.10mm (0.375-0.437")	Green	00-4987	130180-0409
11.10–14.27mm (0.437-0.562")	Black	00-4980	130180-0278
12.70–15.88mm (0.500-0.625")	Gray	00-4981	130180-0279
14.27–17.45mm (0.562-0.687")	Green	00-4982	130180-0280
15.88–9.05mm (0.625-0.750")	Orange	00-4983	130180-0281
17.45–20.62mm (0.687-0.812")	Yellow	00-4984	130180-0406

Outlet Boxes Super-Safeway™ Angled and Quad Boxes and Coverplates



Features and Benefits


- NEōTEX® Paracril OZO rubber portable outlet boxes yield the best performance for abrasion, chemical exposure and temperature extremes
- MAX-LOC® cord grip together with weather resistant
- Spring-loaded flip lids available for increased ingress protection

Physical

Box Housing and Watertite® coverplate: NEōTEX Paracril OZO rubber
 Receptacle Coverplate: Polycarbonate, polypropylene
 Cover and Receptacle Face Screws: Stainless Steel
 Cord Connection: MAX-LOC nylon strain relief with rubber grommet

Environmental

Rating: Weather Resistant



Weather Resistant Coverplate

Opening	Woodhead No.	Order No.
	3260W	130138-0036
39.62mm (1.56")*	3263W	130138-0042
39.62mm (1.56")*	3261W	130138-0038
43.69mm (1.72")†	3264W	130138-0043
43.69mm (1.72")†	3262W	130138-0040
	3267W	130138-0046

* 20A NEMA locking blade

† 30A NEMA locking blade



Watertite Coverplate

Flip Lid	Woodhead No.	Order No.
Yes	3266	130138-0045

Note: Use with NEMA 5-15 or NEMA 5-20 straight blade



Power Distribution

Outlet Boxes
Safeway®
Low Profile Non-Metallic
Outlet Box
15A 125V
NEMA 5-15

Features and Benefits

- Rigid, self-extinguishing vinyl box and nylon cover in Safety Yellow® for easy identification
- Industrial duty duplex receptacle yields long-term performance
- Select the feed-thru option for more available power access within an area

Reference Information

CSA File No.: LR6837 (442 only)



Physical

Right Angle Plug Body: Nylon
 Housing: Vinyl
 Receptacles: Industrial duty duplex
 Cover and Receptacle Face Screws: Stainless Steel
 Cord: SPT 300V

Environmental

Rating: Commercial duty



Power Distribution

Cord Length	Cord Type	Feed-Thru	Number of Receptacles	Receptacle	Woodhead No.	Order No.
	None		1	Duplex	440	130138-0072
	None	Yes	1	Duplex	440F	130138-0073
7.62m (25.0')	SPT 300V		1	Duplex	442	130136-0070
	None		Box Only	Box Only	446	130138-0075

Outlet Boxes Super-Safeway™ Multi-Tap Strip 15A & 20A 125V



Features and Benefits

- NEotEX® Paracril OZO rubber portable outlet box yields the best performance for abrasion, chemical exposure and temperature extremes
- Three industrial duty single receptacles yield long-term performance
- GFCI protection complete with an open neutral sensing relay is an available option to protect personnel
- Internal brass ground and neutral bus bar provides safe continuity
- Double C-clamp strain relief provides excellent hold to keep cord in place at this critical juncture
- High performance SOOW cords are standard for optimum performance

Reference Information

UL File No.: E10176 or E38085

CSA File No.: LR6837



Physical



Box Housing, Coverplate and Plug Body: NEotEX Paracril OZO rubber
Receptacles: Industrial duty duplex
Ground and Neutral Bus: Brass Bar
Cover and Receptacle Face Screws: Stainless Steel
Cord: Rubber 14/3 or 12/3 SOOW cord
Double-C Cord Clamp: Nylon material, will accept .325-.655" cord diameter

Environmental

Rating: Industrial duty

E

Power Distribution

NEMA Configuration and Rating	Receptacle/Plug Rating	Cord Length	Cord Type	GFCI	GFCI Reset	Open Neutral Relay	Woodhead No.	Order No
 NEMA 5-15	2P 3W 15A/125V	Cover assembly*					40-3660	130138-0069
	2P 3W 15A/125V	Box only					31593	130136-0033
	2P 3W 15A/125V	Box only, 3-phase†					315933	130136-0034
	2P 3W 15A/125V	7.62m (25.0')	14/3 SOOW				31593A143	130136-0036
	2P 3W 15A/125V	7.62m (25.0')	12/3 SOOW				31593A123	130136-0035
	2P 3W 15A/125V	15.24m (50.0')	14/3 SOOW				31593B143	130136-0039
	2P 3W 15A/125V	15.24m (50.0')	12/3 SOOW				31593B123	130136-0038
 NEMA 5-20	2P 2W 20A/125V	Box only					31565	130136-0025
	2P 2W 20A/125V	7.62m (25.0')	14/3 SOOW				31565A143	130136-0029
	2P 2W 20A/125V	7.62m (25.0')	12/3 SOOW				31565A123	130136-0027
	2P 2W 20A/125V	15.24m (50.0')	12/3 SOOW				31565B123	130136-0030
 NEMA 6-15	2P 3W 15A/250V	Box only					31594	130136-0042
	2P 3W 15A/250V	7.62m (25.0')	14/3 SOOW				31594A143	130136-0044
	2P 3W 15A/250V	7.62m (25.0')	12/3 SOOW				31594A123	130136-0043
	2P 3W 15A/250V	15.24m (50.0')	12/3 SOOW				31594B123	130136-0045
 NEMA L5-15	2P 3W 15A/125V	Box only					32547	130136-0046
	2P 3W 15A/125V	7.62m (25.0')	14/3 SOOW				32547A143	130136-0048
	2P 3W 15A/125V	15.24m (50.0')	14/3 SOOW				32547B143	130136-0049
	2P 3W 15A/125V	7.62m (25.0')	12/3 SOOW				32547A123	130136-0047
	2P 3W 15A/125V	15.24m (50.0')	12/2 SOOW				32547B123	130136-0001
 NEMA L5-20	2P 3W 20A/125V	Box only					32747	130136-0058
	2P 3W 20A/125V	15.24m (50.0')	14/3 SOOW				32747B143	130136-0061
	2P 3W 20A/125V	7.62m (25.0')	12/3 SOOW				32747A123	130136-0059
	2P 3W 20A/125V	15.24m (50.0')	12/3 SOOW				32747B123	130136-0060
 Non-NEMA	3P 3W 15A/125V/10A/250V	Box only					32553	130136-0050
	3P 3W 15A/125V/10A/250V	15.24m (50.0')	12/3 SOOW				32553B123	130136-0052
 Non-NEMA	3P 3W 20A/125V/250V	Box only					32708	130136-0053
	3P 3W 20A/125V/250V	7.62m (25.0')	14/3 SOOW				32708A143	130136-0055
	3P 3W 20A/125V/250V	15.24m (50.0')	14/3 SOOW				32708B143	130136-0057
	3P 3W 20A/125V/250V	7.62m (25.0')	12/3 SOOW				32708A123	130136-0054

* Cover assembly only

† Outlets wired for 3-phase input; UL File No.: E135568

Outlet Boxes

Safeway®

Multi-Tap Strip Cordset

15A 125V

NEMA 5-15



Features and Benefits

- Two-piece nylon body in Safety Yellow® for easy identification
- Three industrial duty duplex receptacles yield long-term performance
- Circuit breaker protection is standard with manual reset to prevent an overload condition
- GFCI protection complete with an open neutral relay is an available option within the right angle plug to protect personnel
- Select the option of surge protection as needed to protect electronic equipment
- Internal Brass ground bus bar provides safe continuity
- Grommet style strain relief provides excellent hold to keep cord in place at this critical juncture

Reference Information

UL File No.: E93230

CSA File No.: LR6837



Physical

Right Angle Plug Body: Nylon

Multi-Tap Strip Housing: Nylon

Receptacles: Industrial duty duplex

Ground Bus: Brass bar

Cover and Receptacle Face Screws: Stainless Steel

Cord: 14/3 SOOW

Cord Clamp: Heavy-duty MAX-LOC® strain relief

Environmental

Duty Type: General industrial/commercial duty

Cord Length	GFCI	GFCI Reset	Open Neutral Relay	Over Current Protection	Woodhead No.	Order No
2.44m (8.0')				Yes	3510	130136-0065
7.62m (25.0')					3510A143	130136-0066
2.44m (8.0')	Yes	Manual	Yes		3510PLG	130136-0067

Outlet Boxes Super-Safeway™ Multiple Outlet Box, Series 3400



Features and Benefits

- NEOTEX® Paracril OZO rubber portable outlet boxes yield the best performance for abrasion, chemical exposure and temperature extremes
- Choose three or four industrial duty, duplex receptacles yield long-term performance
- MAX-LOC® grommet-style strain relief provides excellent hold to keep cord in place at this critical juncture
- Weather resistant spring-loaded flip lids available for increased ingress protection
- High performance S00W cord is available as a ready-to-use product

Reference Information

UL File No.: E135568 (except for 3400-20A123)





Physical

Box Housing and plug: NEOTEX Paracril OZO rubber
 Receptacles: Industrial duty duplex receptacles
 Receptacle Coverplate: Rubber coated Steel
 Cover and Receptacle Face Screws: Stainless Steel
 Cord: Rubber 12/3 S00W
 Cord Connection: Nylon strain relief with rubber grommet
 MAX-LOC
 Cord Range .500 to .875"

Environmental

Rating: General industrial duty

Multiple Outlet Box, Single Side, 3 or 4 Receptacles

NEMA Configuration and Rating	Amps/Hz/Volts	Cord Length	Cord Type	Flip Lid	Number of Receptacles	Receptacle	Toggle Switch Circuit Breaker	Cord Diameter	Woodhead No.	Order No.
 NEMA 5-15	15A 50/60Hz 120V				4	Duplex		12.70–22.23mm (.500–.875")	3400	130138-0049
				Yes	4	Duplex		12.70–22.23mm (.500–.875")	3400L	130138-0053
					4	Duplex	Yes	12.70–22.23mm (.500–.875")	3410	130138-0057
				Yes	4	Duplex	Yes	12.70–22.23mm (.500–.875")	3410L	130138-0097
 NEMA 5-20	20A 50/60Hz 120V	7.62m (25.0')	12/3 S00W		4	Duplex		12.70–22.23mm (.500–.875")	3400-20	130138-0050
					4	Duplex			3400-20A123	130138-0051
					4	Duplex	Yes	12.70–22.23mm (.500–.875")	3410-20	130138-0058
					3	Duplex	Yes	12.70–22.23mm (.500–.875")	3413-20	130138-0061
				Yes	4	Duplex		12.70–22.23mm (.500–.875")	3400L-20	130138-0054
				Yes	4	Duplex	Yes	12.70–22.23mm (.500–.875")	3410L-20	130138-0059
				Yes	3	Duplex	Yes	12.70–22.23mm (.500–.875")	3413L-20	130138-0096

Outlet Boxes

Super-Safeway™

Multiple Outlet Box, Series 3100



Features and Benefits

- NEoTEX® Paracril OZO rubber portable outlet boxes yield the best performance for abrasion, chemical exposure and temperature extremes
- Six industrial duty, duplex receptacles yield long-term performance
- Six heavy-duty, thermal magnetic, weather-resistant circuit breakers (one to protect each duplex outlet)
- MAX-LOC® grommet-style strain relief provides excellent hold to keep cord in place at this critical juncture
- Can be wired for 3-phase power source

Reference Information

CSA File No.: LR6837



Physical

Box Housing and plug: NEoTEX Paracril OZO rubber
 Receptacles: Industrial duty duplex receptacles
 Receptacle Coverplate: Steel
 Cover and Receptacle Face Screws: Stainless Steel
 Cord Connection: Nylon strain relief with rubber grommet
 MAX-LOC
 Cord Range .500 to .937"

Environmental

Rating: General industrial duty

Multiple Outlet Box, Dual-Sided, 6 Receptacle

Cord Diameter	Cord Grip Body Size	Number of Receptacles	Receptacle*	Woodhead No.	Order No.
12.7–23.8mm (.50–.937")	F4 1"	6	20A, Duplex	3123	130135-0177
22.23–31.75mm (.875–1.250")	F5 1 1/4"	6	20A, Duplex	3129	130135-0181

* (2) Black, (2) Red, (2) Blue

Outlet Boxes Super-Safeway™ Pendant Quad Tap 15 or 20A 125V NEMA 5-15 or 5-20 or L5-15



Features and Benefits

- Yellow or black NEoTEX® Paracril OZO rubber portable Pendant Quad Tap yields the best performance for abrasion, chemical exposure and temperature extremes
- Pre-wired, four industrial duty, single receptacles recessed within a bell-shaped housing for indoor or outdoor use
- Receptacles available in an optional transparent, neon lamp configuration for easy power on identification
- Grommet style strain relief provides excellent hold to keep cord in place at this critical juncture
- Hanging support bracket included for ease of installation

Reference Information

CSA File No.: LR6837 (except for 34047L and 34547)



Physical

Pendant Housing: Super-Safeway NEoTEX Paracril OZO rubber

Receptacles: Nylon industrial duty single receptacles

Cover Face Screws and Washer: Stainless Steel

Cord Clamp: Heavy duty MAX-LOC F3 3/4" strain relief

Allows Cord Diameter Range: .437 to .562"




Hanging Support Bracket: Steel Zinc-plated

Illumination Source: Neon

Optional Wire Mesh Grip: Nylon

Environmental

Rating: General industrial duty

NEMA Configuration and Rating	Receptacle Light*	Housing Color	Cord Grip Mesh	Woodhead No.	Order No
 NEMA 5-15		Black	Non-metallic	09106	130135-0076
	Yes		Non-metallic	09107	130135-0078
		Yellow	None	34047	130135-0303
	Yes		None	34047L	130135-0304
 NEMA 5-20		Yellow	None	34048	130135-0309
 NEMA L5-15			None	34547	130135-0312

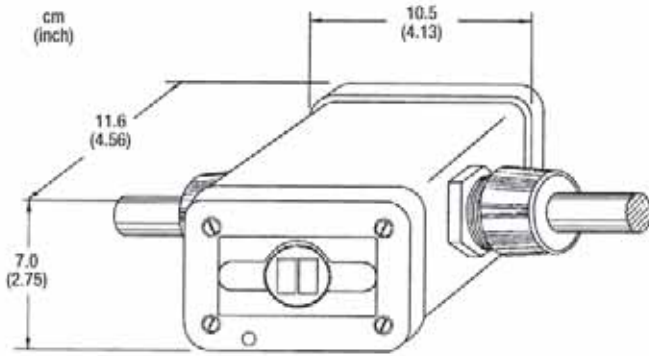
* Has transparent outlets with neon lamp for "On" indication.

Technical Information

Outlet Boxes

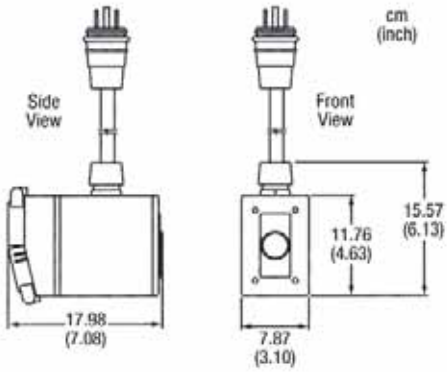
Watertite®

In-Line GFCI



Power Distribution

Dual-Sided GFCI Duplex FD Outlet Box

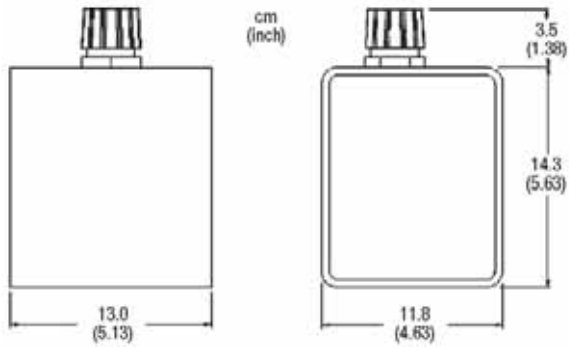


Technical Information

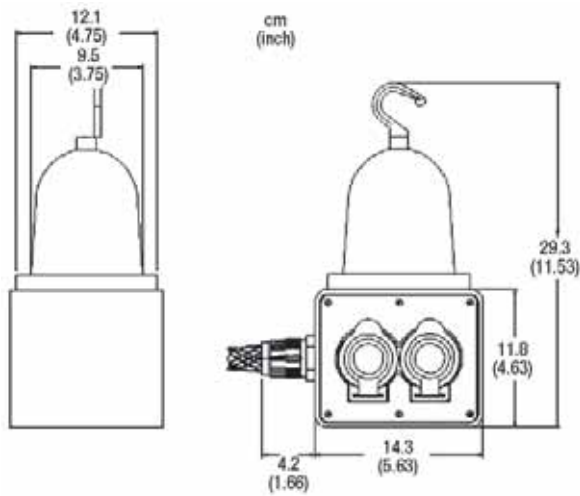
Outlet Boxes

Watertite®

Watertite Quad Outlet Box



Illuminated Quad Outlet Box

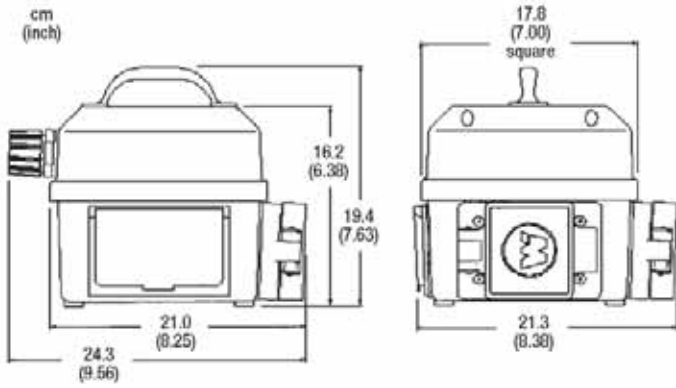


Technical Information

Outlet Boxes

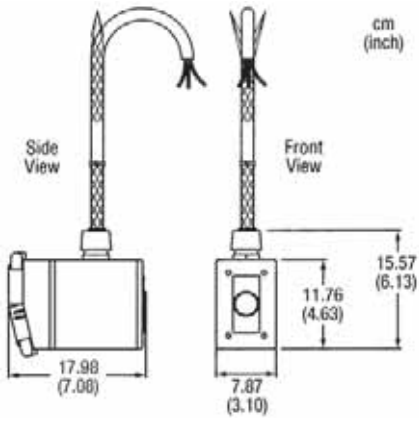
Watertite®

GFCI Four-sided Outlet Box



Power Distribution

Watertite GFCI Pendant Drop

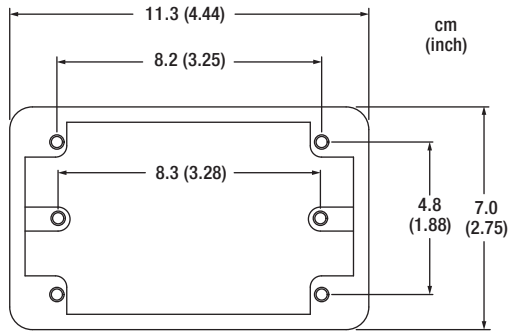


Technical Information

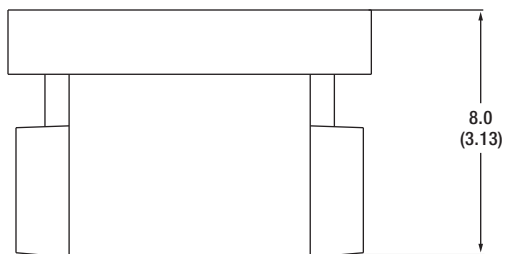
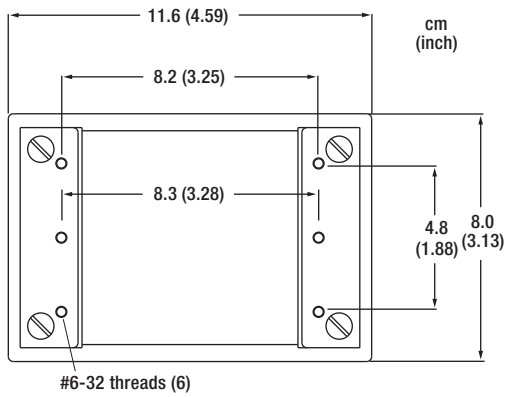
Outlet Boxes

Watertite®

FS Box



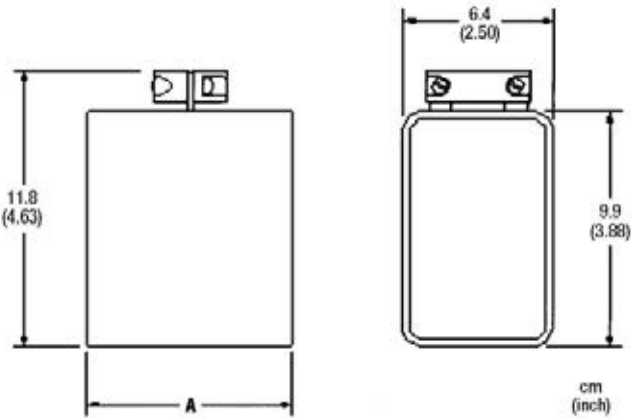
FD Box



Technical Information

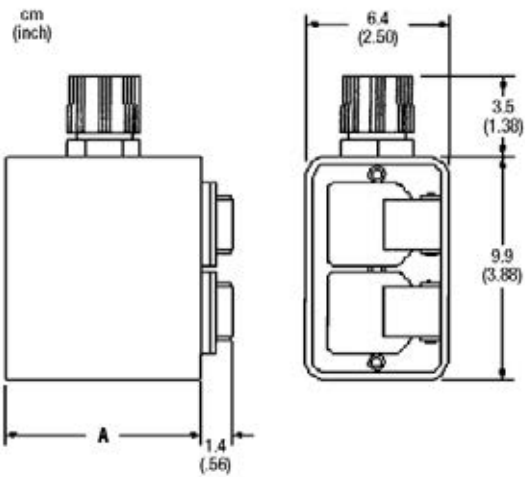
Outlet Boxes

Industrial



Standard and Extended Outlet Box with Cord Clamp

Dimension A	Interior Box Dimensions			Woodhead Series No.
	Height	Width	Depth	
8.59cm (3.38")	6.68cm (2.63")	4.45cm (1.75")	7.62cm (3.00")	3000
				3001
				3050
11.13cm (4.38")	6.68cm (2.63")	4.45cm (1.75")	9.22cm (3.63")	3080
				3081
				3090



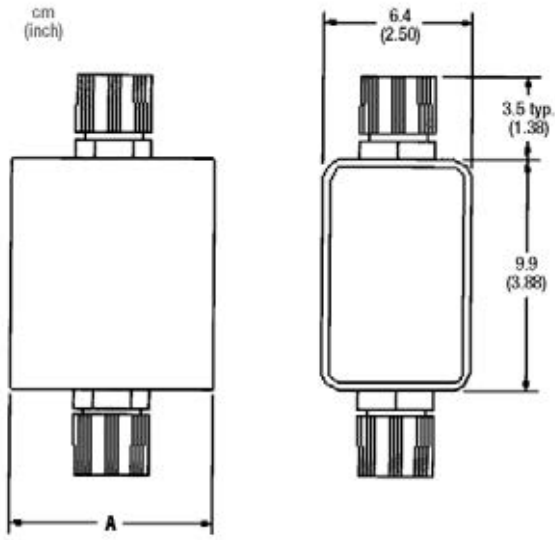
Standard and Extended Outlet Box with MAX-LOC®

Dimension A	Interior Box Dimensions			Woodhead Series No.
	Height	Width	Depth	
8.6cm (3.38")	6.7cm (2.63")	4.4cm (1.75")	7.6cm (3.00")	3005
				3059
				3085
11.13cm (4.38")	6.7cm (2.63")	4.4cm (1.75")	9.2cm (3.63")	3086
				3086
				3099

Technical Information

Outlet Boxes

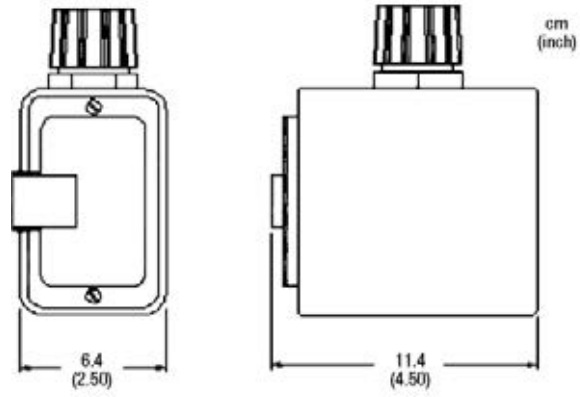
Industrial



Standard and Extended Feed-Thru Outlet Box with MAX-LOC®

Dimension A	Interior Box Dimensions			Woodhead Series No.
	Height	Width	Depth	
8.6cm (3.38")	6.7cm (2.63")	4.4cm (1.75")	7.6cm (3.00")	3000F
				3001F
				3003F
				3050F
				3006F
				3008F
11.13cm (4.38")	6.7cm (2.63")	4.4cm (1.75")	9.2cm (3.63")	3080F
				3081F
				3083F
				3085F
				3086F
				3088F
				3090F
				3090F

Extended GFCI Outlet Box with MAX-LOC

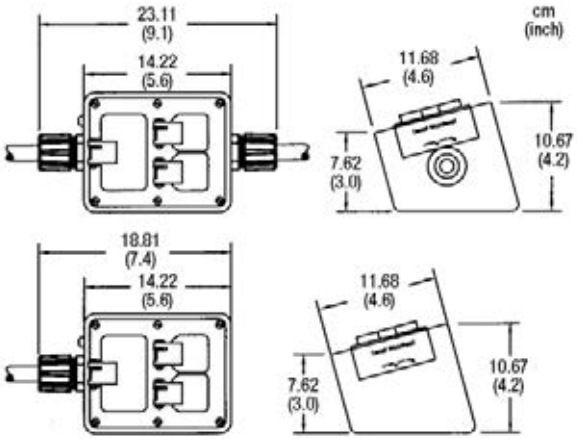


Technical Information

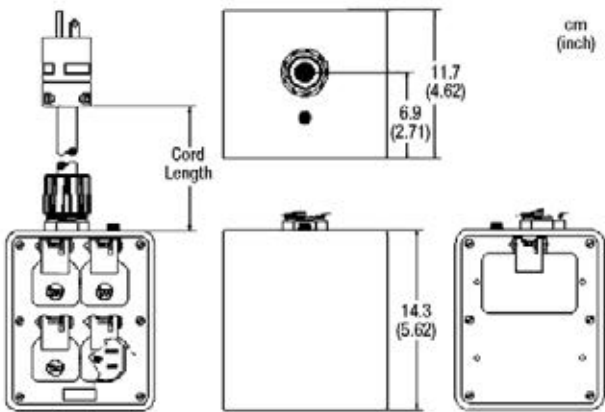
Outlet Boxes

Industrial

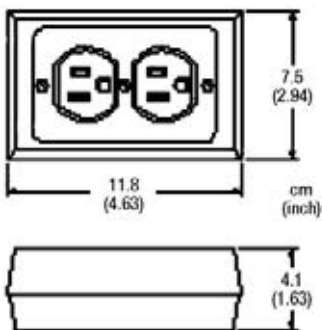
Angled Outlet Boxes



Quad Outlet Box



Low Profile Outlet Box

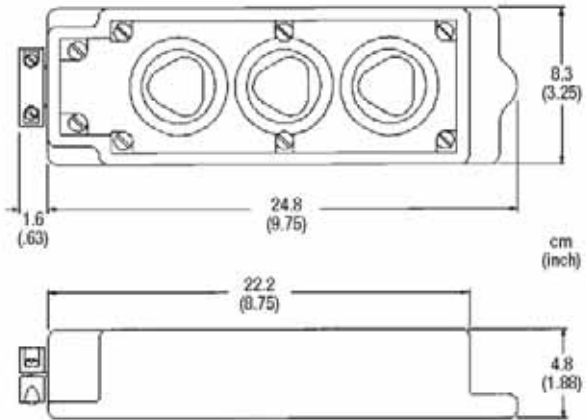


Technical Information

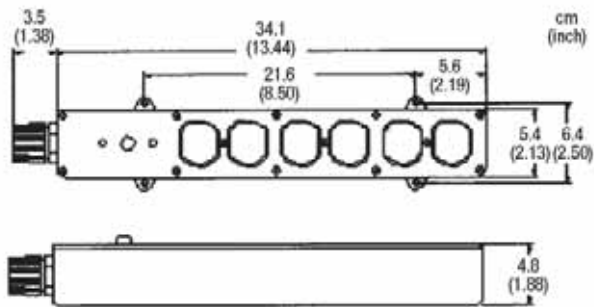
Outlet Boxes

Industrial

Super-Safeway™ Multi-Tap and Strip



Safeway® Multi-Tap and Strip

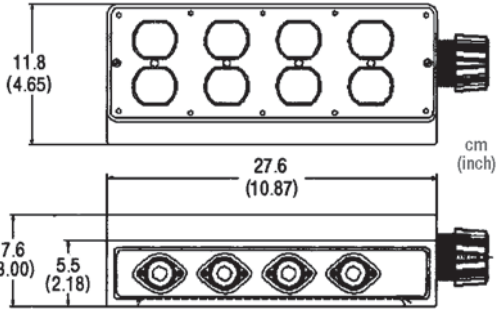


Technical Information

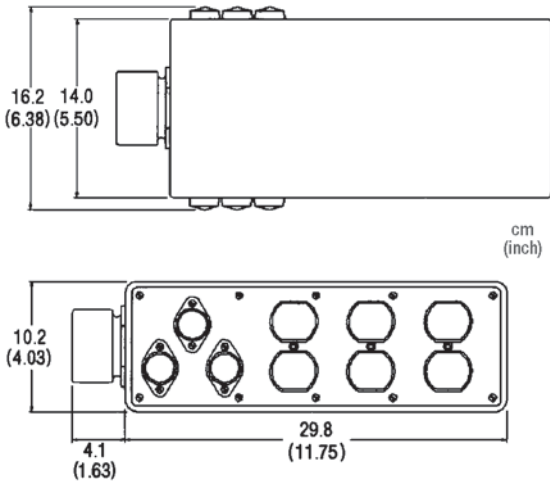
Outlet Boxes

Industrial

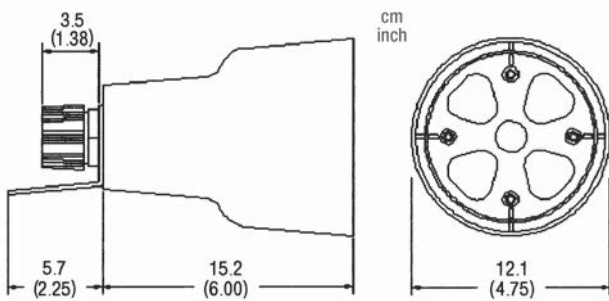
Multiple Outlet Box, Series 3400



Multiple Outlet Box, Series 3100



Pendant Quad-Tap



TEST/CONTROL

Push-Button Pendant Products	F-4
Watertite® Pushbutton Pendant Station	F-5
Pushbutton Swinger Switch	F-6
Super-Safeway™ Pushbutton Pendant Station	F-7
Super-Safeway Pendant Covers for FS/FD Box	F-8
Super-Safeway Pushbutton Pendant Enclosures	F-9
Testers	F-11
Receptacle Circuit Tester	F-12
Receptacle Tension Tester	F-12
Technical Information	F-13

TEST/CONTROL





PUSH-BUTTON PENDANT PRODUCTS Ergonomically designed hand-held control boxes; available in a wide range of industrial-grade pendants and enclosures that feature compact Watertite® nylon or durable NEōTEX® rubber construction.

TESTERS Perform basic-verification and multi-function wire testing with compact, simple-to-use devices that are a must for any toolbox.

PUSH-BUTTON PENDANT PRODUCTS



WOODHEAD® PUSH-BUTTON PENDANT PRODUCTS ARE ERGONOMICALLY DESIGNED HAND-HELD CONTROL BOXES, AVAILABLE IN A WIDE RANGE OF INDUSTRIAL-GRADE PENDANTS AND ENCLOSURES THAT FEATURE COMPACT WATERTITE® NYLON OR DURABLE NEÖTEX® RUBBER CONSTRUCTION

Watertite pendant stations are rugged enough to withstand the most hostile industrial environments, yet ergonomically designed to fit an operator's hand. Super-Safeway® pushbutton pendant stations feature NEÖTEX rubber construction to protect buttons from industrial elements. Weather-resistant pushbutton covers transform your F.S./F.D. box into a pendant station. Constructed of NEÖTEX rubber, the cover includes integral push buttons that can be wired normally-open or normally-closed.

FEATURES AND BENEFITS

Ergonomic design	Increased user comfort and satisfaction
Available in Watertite and Super-Safeway constructions	Suitable for a wide range of applications
NEÖTEX rubber construction	Optimum resistance to the effects of heat, cold, abrasion and chemicals

APPLICATIONS

- Automated assembly equipment
- Automatic doors
- Automation controllers
- Automation equipment
- Automotive plants
- Workstations

Pushbuttons Watertite® Pendant Station



Features and Benefits

- Lightweight, polycarbonate pendant enclosure is double insulated, UV stabilized and chemically resistant to provide long life
- Ergonomic design fits easily in the palm of your hand for greater comfort and reduced fatigue
- Single and two-speed button pairs have mechanical interlocks for improved safety
- The common circuit is pre-wired to save installation time
- An elastic, chemically resistant gasket ensures a tight seal between front and back
- MAX-LOC® strain relief included as standard to provide maximum cord pull-out resistance
- Legend sheet included

Reference Information

UL File No.: E70531



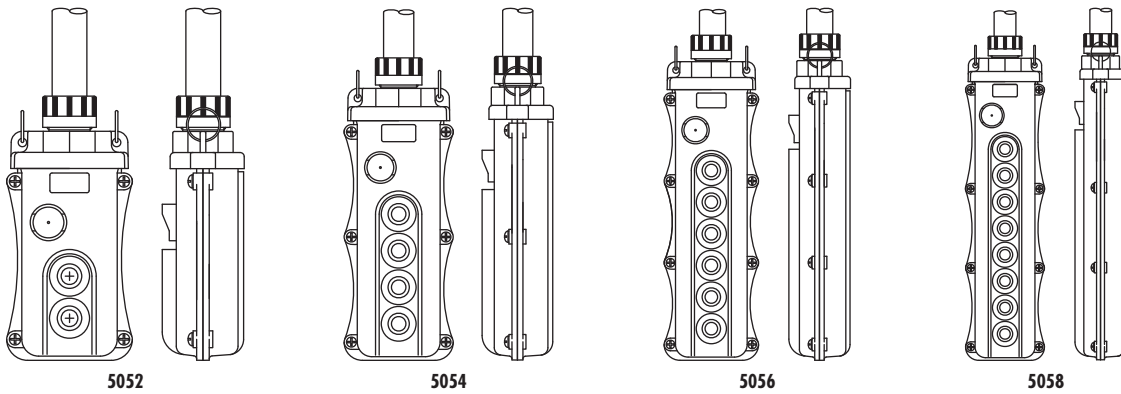
Physical

Pendant Housing: Polycarbonate
Switches: 3A, 125/250V
Single and Two-Speed Switch Pairs: Mechanically interlocked
Cover Face Screws: Stainless Steel
Gasket and O-Ring Seal: Rubber
Cord Connection; MAX-LOC nylon strain relief with rubber grommet
Cord Grip Body Size: F3 3/4"
Cord Diameter: 9.53 to 20.63mm (.375 to .812")

Environmental

Rating: Wet industrial duty
NEMA Enclosure Rating: NEMA 4X, IP56
Temperature Rating: -10 to 150°F

Test/Control



Number of Buttons	Number of Speeds	M = Momentary; N = Maintained	Woodhead No.*	Order No.
2	1		5052-1	130126-0243
2	N/A	M	5052-M	130126-0246
2	N/A	N	5052-N	130126-0247
4	1		5054-1	130126-0248
4	1	M	5054-1M	130126-0249
4	1	N	5054-1N	130126-0250
4	2		5054-2	130126-0251
6	1		5056-1	130126-0256
6	1	M	5056-1M	130126-0257
6	1	N	5056-1N	130126-0258
6	2	M	5056-2M	130126-0260
8	1		5058-1	130126-0262
8	1	M	5058-1M	130126-0263
8	1	N	5058-1N	130126-0264
8	2	M	5058-2M	130126-0266
8	3	M	5058-3M	130126-0268

* Momentary and Maintained refer to On/Off buttons only in first and second positions. Without an "M" or "N," no On/Off is present.

Accessory/Replacement Parts†

Description	Woodhead No.	Order No.
2-position selector switch†	505SS-2	130126-0025
3-position selector switch—NO In Center†	505SS-3NO	130126-0027
2-button single speed switch—1 NO	505SW-1	130126-0028
2-button single speed switch—2 NO	505SW-12NO	130126-0029
2-button single speed switch—NO/NC	505SW-1NONC	130126-0030
2-button 2-speed switch—1 NO	505SW-2	130126-0031
2-button switch Momentary On/Off—NO/NC	505SW-M	130126-0033
2-button switch Maintained On/Off—NO/NC	505SW-N	130126-0034
Pilot light, green, shroud mount	505PL-GS	130126-0021
Pilot light, red, shroud mount	505PL-RS	130126-0022
Pilot light, white, shroud mount	505PL-YS	130126-0023
Red mushroom On/Off switch†	505B-RM	130126-0012
Button cover, Black high ambient chemical resistance	505BC-C	130126-0008
Button cover legend sheet	505BC-L	130126-0009

† See Strain Relief Grips for wiring device/enclosure boxes for additional support

† Requires larger hole in enclosure if done as a retrofit

Dimensions

Length with MAX-LOC	Width	Depth	Woodhead Series No.
18.8cm 7.4"	8.9cm 3.5"	5.8cm 2.3"	5052
24.9cm 9.8"			5054
30.7cm 12.1"			5056
36.8cm 14.5"			5058

Pushbuttons Watertite® Pendant Station



Test/Control

F

Features and Benefits

- Lightweight, polycarbonate pendant enclosure is double insulated, UV stabilized and chemically resistant to provide long life
- Ergonomic design fits easily in the palm of your hand for greater comfort and reduced fatigue
- Single speed, double-throw, momentary contacts can be wired either normally-open or normally-closed for complete application flexibility
- An elastic, chemically resistant gasket ensures a tight seal between front and back
- MAX-LOC® strain relief included as standard to provide maximum cord pull-out resistance

Reference Information

UL File No.: See switch rating
CSA File No.: LR32400



Physical

Pendant Housing: Nylon
Switches: Single-speed, double throw, momentary type, fine sliver, SPDT-DB
Cover Face Screws: Stainless Steel
Pushbutton Diaphragm Seal: Rubber
Cover Gasket Seal: Neoprene
Cord Connection: MAX-LOC nylon strain relief with rubber grommet
Nameplate Set: 35 self-adhesive, pre-printed labels on one acetate sheet
Cord Grip Body Size: F2 1/2"
Cord Diameter: 7.92 to 15.88mm (.312 to .625")

Environmental

Rating: Wet industrial duty
NEMA Enclosure Rating: NEMA IP67

Number of Buttons	Body Color	Woodhead No.	Order No.
2	Yellow	4052	130126-0231
2	Black	4052BLK	130126-0232

Switch Characteristics

Dimensions	Contact Arrangement: Single speed SPDT-DB	
	Continuous	Control
<p>Dimensions — Inch.(cm)</p>	10A @ 125 to 250V AC* 1/2 HP @ 125V AC* 3/4 HP @ 250V AC* 1 HP @ 125V AC or 250V AC 10A 28V DC Inductive 15A 28V DC Resistive	120VAC 60A Make 6A Break 240VAC 30A Make 3A Break A-300 Contact rating Per U.L. Std. 508

* UL listed and CSA certified

Replacement Parts†

Description	Woodhead No.	Order No.
Replacement switch—one speed, momentary	42-2190	130186-0318
Rubber switch diaphragm	00-5150	130180-0468
Legend kit—labels, function pushbutton station	31-5800	130228-0721

† See Strain Relief Grips for wiring device/enclosure boxes for additional support

Pushbuttons Swinger Switch Mini-Change®



Features and Benefits

- One-button, momentary contact switch provides quick and easy on/off actuation
- Durable weather-resistant rubber housing protects switch against harmful elements

Reference Information

UL File No.: E70531
CSA File No.: LR44136



Electrical

Voltage: 120V AC/250V AC

Physical

Housing: Nylon

Throw	Pole Position	Woodhead No.	Order No.
Single	Normally open	55501	130023-0001
Single	Normally closed	55502	130023-0002
Double	Normally open/Normally closed	55503	130023-0003
Single	Normally open	55504	130023-0004

Pushbuttons Super-Safeway™ Pendant Station



Features and Benefits

- Unique, industry-leading, NEOTEX® Paracril OZO rubber pendant stations yield the best performance for abrasion, chemical exposure and temperature extremes
- Ergonomic design fits easily in the palm of your hand for greater comfort and reduced fatigue
- Housing to cover fitted with tongue and groove design for best sealing performance
- Pushbuttons are not exposed beyond enclosure face to prevent unwanted activation and button protection
- Single and two-speed buttons can be wired as an electrical interlock for improved safety
- An elastic, chemically resistant gasket ensures a tight seal between front and back
- MAX-LOC® strain relief included as standard to provide maximum cord pull-out resistance
- Built-in ground connection saves installation time
- Legend sheet included
- All buttons are momentary, except for the E-Stop which is maintained

Reference Information

CSA certified switches: LR32400



Physical

Pendant Cover and Housing: : NEOTEX Paracril OZO rubber
Messenger Cable Bracket and Cover Screws: Steel Zinc-plated
Gasket and O-Ring Seal: Neoprene
Cord Connection; MAX-LOC nylon strain relief with rubber grommet
Nameplate Set: 35 self-adhesive, pre-printed labels on one acetate sheet

Environmental

Rating: 4022—Rain Tight
4024, 4026, 4028—Testing pending

Test/Control



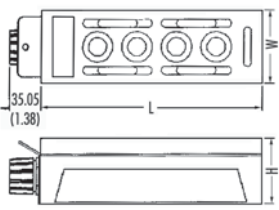
Number of Buttons	Cord Grip Body Size*	Number of Speeds	Emergency Stop	Cord Diameter	Woodhead No.	Order No.
2	F3 3/4"	1		12.70–17.45mm (.500–.687")	4022	130126-0199
2	F3 3/4"	1	Yes	12.70–17.45mm (.500–.687")	4022ES	130126-0204
2	F3 3/4"	2		12.70–17.45mm (.500–.687")	4022-2	130126-0200
3	F3 3/4"	1		12.70–19.05mm (.500–.750")	4023	130126-0207
3	F3 3/4"	1	Yes	12.70–19.05mm (.500–.750")	4023ES	130126-0209
3	F3 3/4"	2		12.70–19.05mm (.500–.750")	4023-2	130126-0208
4	F3 3/4"	1		12.70–19.05mm (.500–.750")	4024	130126-0212
4	F3 3/4"	1	Yes	12.70–19.05mm (.500–.750")	4024ES	130126-0214
4	F3 3/4"	2		12.70–19.05mm (.500–.750")	4024-2	130126-0213
6	F3 3/4"	1		14.27–20.63mm (.562–.812")	4026	130126-0218
6	F4 1"	1	Yes	17.45–23.80mm (.687–.937")	4026ES	130126-0222
6	F3 3/4"	2		14.27–20.63mm (.562–.812")	4026-2	130126-0219
8	F4 1"	1		17.45–23.80mm (.687–.937")	4028	130126-0036
8	F3 3/4"	1	Yes	14.27–20.63mm (.562–.812")	4028ES	130126-0226
8	F4 1"	2		17.45–23.80mm (.687–.937")	4028-2	130126-0224

* F3 nut is non-metallic. F4 nut is metallic.

Switch Ratings

Single Speed	Two Speed	Maintain
20A @ 125 to 250V AC	10A @ 125 or 250V AC	16A @ 125V AC
25A @ 24V DC	1/3 HP @ 125V	8A @ 250V AC
0.5A @ 250V DC	1/2 HP @ 250V	1 HP @ 125 or 250V AC
1 HP @ 125V AC		
2 HP @ 250V AC		

Dimensions

Pendant Pushbutton Station	Length	Width	Depth	Woodhead No.	Order No.
	14.9cm (5.88")	7.6cm (3.00")	6.7cm (2.66")	4022	130126-0199
	19.0cm (7.50")	7.6cm (3.00")	6.7cm (2.66")	4023	130126-0207
				4022ES	130126-0204
	23.1cm (9.13")	7.6cm (3.00")	6.7cm (2.66")	4024	130126-0212
				4023ES	130126-0209
				4026	130126-0218
	27.3cm (10.75")	7.6cm (3.00")	6.7cm (2.66")	4024ES	130126-0214
				4028	130126-0036
	40.0cm (15.75")	7.6cm (3.00")	6.7cm (2.66")	4026ES	130126-0222
				4028ES	130126-0226
	46.3cm (18.25")	7.6cm (3.00")	6.7cm (2.66")	4028ES	130126-0224

Replacement Gasket Kits

Number of Buttons	Woodhead No.	Order No.
2	4022G	130126-0205
3	4023G	130126-0210
4	4024G	130126-0216
6	4026G	130126-0223
8	4028G	130126-0227

Replacement Switches

Description	Emergency Stop	Enclosure Rating	Number of Speeds	Woodhead No.	Order No.
Red mushroom on/off switch	Yes	NEMA 4X		505B-RM	130126-0012
4020 replacement switch			1	4020	130128-0100
4020-2 replacement switch, 2-speed			2	4020-2	130128-0101
Legend Kit				71-4220	130203-1295

Replacement Covers

Description	Number of Buttons	Woodhead No.	Order No.
Replacement cover 4022	2	00-3063	130128-0079
Replacement cover 4023	3	00-3823	130128-0082
Replacement cover 4024	4	00-3073	130128-0080
Replacement cover 4026	6	00-3083	130128-0081
Replacement cover 4028	8	00-0463	130128-0078

Pushbuttons Super-Safeway™ Pushbutton Covers for FS/FD Boxes

Test/Control



Features and Benefits

- Unique, industry-leading, NEoTEX® Paracril OZO rubber pendant covers yield the best performance for abrasion, chemical exposure and temperature extremes
- Switches can be wired as normally open or normally closed for flexibility of application
- The cover has integral pushbuttons which operate mechanically coupled pushbutton contact blocks for time-saving installation
- Switches function as single speed or two speed momentary contact operation for flexibility of application
- Single speed function can be wired as electrically interlocked for improved safety
- Switches mounted on molded-in steel mounting plate
- Legend sheet included

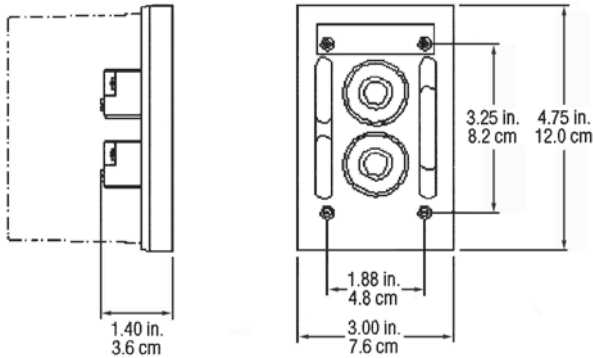
Physical

Pendant Cover: NEoTEX Paracril OZO rubber
Nameplate Set: 35 self-adhesive, pre-printed labels on one acetate sheet

Environmental

Rating: Indoor damp location

F



Switch Ratings

Single Speed	Two Speed
20A @ 125 to 480VAC	10A @ 125 or 250VAC
5A @ 600VAC	1/3 HP @ 125V
1 HP @ 125VAC	1/2 HP @ 250V
2 HP @ 250VAC	

Covers for FS/FD Boxes*

Color	Number of Speeds	Woodhead No.	Order No.
Yellow	1	4032	130126-0228
Yellow	2	4032-2	130126-0229
Black	1	4032BLK	130126-0230

* For FS/FD boxes, see Power Distribution FS/FD Boxes and Coverplates

Pushbuttons Super-Safeway™ Pendant Pushbutton Enclosures



Features and Benefits

- Unique, industry-leading, NEOTEX® Paracril OZO rubber pendant enclosures yield the best performance for abrasion, chemical exposure and temperature extremes
- Accepts industry standard 30mm and 22mm pushbutton and pilot devices
- Protective ribs provide recess for pushbutton operators and pilot lights preventing unintended operation and device protection
- Metal suspension bracket allows for messenger cable to support pendant and provide longer operational life of the system
- MAX-LOC® strain relief included as standard to provide maximum cord pull-out resistance
- Internal ground strap common to all pilot devices and cord entry provides for safe electrical operation

Reference Information

CSA File No.: LR32400



Physical

Pendant Housing and Cover: NEOTEX Paracril OZO rubber
Messenger Cable Bracket and Cover Screws: Steel Zinc-plated
Cord Connection; MAX-LOC nylon Strain Relief with rubber grommet

Cover to Housing Screws: Stainless Steel
Ground Strip: Brass

Environmental

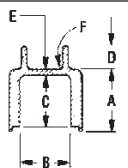
Rating: Industrial duty

Test/Control

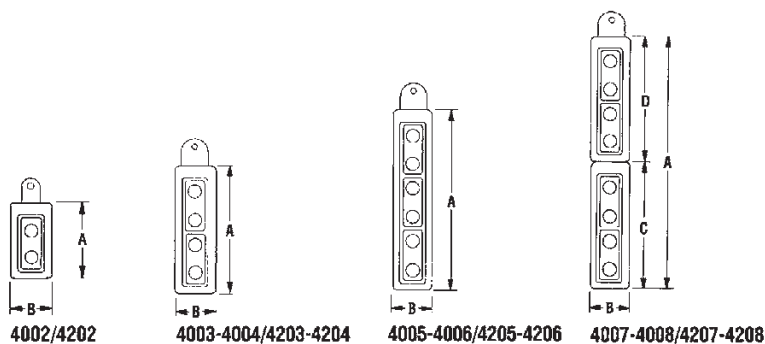
F

Super-Safeway Pushbutton Enclosure	Opening Size	A	B	C	D	Woodhead No.	Order No.
Dimensional data for enclosure with 2 openings	30mm	15.9cm (6.25")	8.9cm (3.50")			4002	130126-0186
Dimensional data for enclosure with 2 openings	22mm					4202	130126-0235
Dimensional data for enclosure with 3 openings	30mm	27.3cm (10.75")				4003	130126-0187
Dimensional data for enclosure with 3 openings	22mm					4203	130126-0236
Dimensional data for enclosure with 4 openings	30mm					4004	130126-0188
Dimensional data for enclosure with 4 openings	22mm					4204	130148-0072
Dimensional data for enclosure with 5 openings	30mm	38.7cm (15.25")		4005	130126-0189		
Dimensional data for enclosure with 5 openings	22mm			4205	130148-0073		
Dimensional data for enclosure with 6 openings	30mm			4006	130126-0190		
Dimensional data for enclosure with 6 openings	22mm			4206	130126-0237		
Dimensional data for enclosure with 7 openings	30mm	54.6cm (21.50")		38.7cm (15.25")	38.7cm (15.25")	4007	130126-0192
Dimensional data for enclosure with 7 openings	22mm					4207	130126-0238
Dimensional data for enclosure with 8 openings	30mm		4008			130126-0193	
Dimensional data for enclosure with 8 openings	22mm		4208			130126-0239	

Dimensional Data for Enclosure Cross Section

Cross Section	A	B	C	D	E	F
	7.3cm (2.88")	6.4cm (2.5")	6.2cm (2.44")	2.9cm (1.13")	0.64cm (.25")	0.48cm (.187") radius

Dimensional Data for Enclosure



Super-Safeway Pushbutton Enclosure	A	B	C	D	Woodhead No.
Dimensional data for enclosure with 2 openings	15.9cm (6.25")	8.9cm (3.50")			4002/4202
Dimensional data for enclosure with 3 or 4 openings	27.3cm (10.75")	8.9cm (3.50")			4003 to 4004/4203 to 4204
Dimensional data for enclosure with 5 or 6 openings	38.7cm (15.25")	8.9cm (3.50")			4005 to 4006/4205 to 4206
Dimensional data for enclosure with 7 or 8 openings	54.6cm (21.50")	8.9cm (3.50")	27.3cm (10.75")	27.3cm (10.75")	4007 to 4008/4207 to 4208

Pushbuttons Super-Safeway™ Pendant Pushbutton Enclosures

Test/Control

F



- Unique, industry-leading, NEōTEX® Paracril OZO rubber pendant enclosures yield the best performance for abrasion, chemical exposure and temperature extremes
- Accepts industry standard 30mm and 22mm pushbutton and pilot devices
- Protective ribs provide recess for pushbutton operators and pilot lights preventing unintended operation and device protection
- Metal suspension bracket allows for messenger cable to support pendant and provide longer operational life of the system
- MAX-LOC® strain relief included as standard to provide maximum cord pull-out resistance
- Internal ground strap common to all pilot devices and cord entry provides for safe electrical operation

Physical

Pendant Housing and Cover: NEōTEX Paracril OZO rubber
Messenger Cable Bracket and Cover Screws: Steel Zinc-plated
Cord Connection; MAX-LOC nylon Strain Relief with rubber grommet
Cover to Housing Screws: Stainless Steel
Ground Strip: Brass

Environmental

Rating: Wet industrial duty

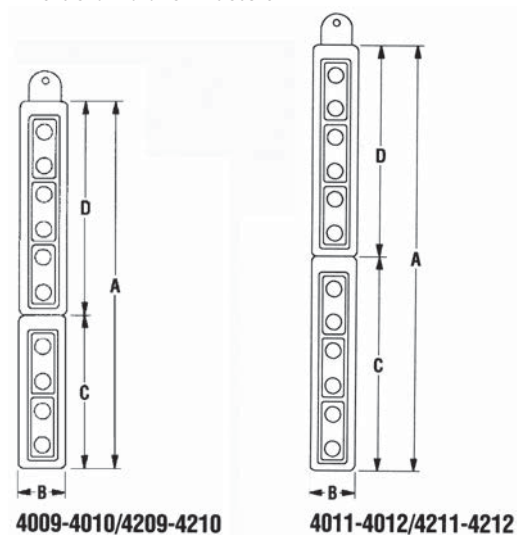
Reference Information

CSA File No.: LR32400



Features and Benefits

Dimensional Data for Enclosure



Super-Safeway Pushbutton Enclosure	Opening Size	A	B	C	D	Woodhead No.	Order No.
Dimensional data for enclosure with 9 openings	30mm	66.0cm (26.00")	8.9cm (3.50")	27.3cm (10.75")	38.7cm (15.25")	4009	130126-0195
Dimensional data for enclosure with 9 openings	22mm					4209	130126-0240
Dimensional data for enclosure with 10 openings	30mm			4010		130126-0196	
Dimensional data for enclosure with 10 openings	22mm			4210		130126-0241	
Dimensional data for enclosure with 11 openings	30mm	77.5cm (30.50")	8.9cm (3.50")	38.7cm (15.25")	38.7cm (15.25")	4011	130126-0197
Dimensional data for enclosure with 12 openings	30mm					4012	130126-0198
Dimensional data for enclosure with 12 openings	30mm			4212		130126-0242	
Dimensional data for enclosure with 12 openings	22mm			4212		130126-0242	

Dimensional Data for Enclosure Cross Section

Cross Section	A	B	C	D	E	F
	5.7cm (2.25")	3.1cm (1.22") for 30mm models, 2.2cm (.866") for 22mm models	2.9cm (1.13")	10.8cm (4.25")	4.4cm (1.75")	.32cm (.125") inside radius

TESTERS



WOODHEAD® TESTERS PERFORM BASIC-VERIFICATION AND MULTI-FUNCTION WIRE TESTING WITH COMPACT, SIMPLE-TO-USE DEVICES THAT ARE A MUST FOR ANY TOOLBOX

Woodhead testers are small devices with testing abilities that include reverse polarity, open-ground, open-neutral, open-hot, hot-and-ground-reversed, hot-on-neutral, hot-unwired, Ground Fault Circuit Interrupter (GFCI) functional and receptacle tension.

FEATURES AND BENEFITS

Plug-in design	Enables a quick-read; go versus no-go indication
NEOTEX® rubber construction	Optimum resistance to the affects of heat, cold, abrasion and chemicals
Wide variety of tooling capabilities	Provides customer convenience

APPLICATIONS

- Electrical contractors
- Inspection tools
- Service tools

Woodhead® Receptacle Circuit Tester



Features and Benefits

- Unique, industry-leading, NEoTEX® Paracril OZO Rubber exterior yields the best performance for abrasion, chemical exposure and temperature extremes
- Compact tester with three neon indicating lights to check for correct wiring; reversed polarity, open ground, open neutral, open hot, hot and ground reversed and hot on neutral/hot unwired
- Select the 1751 Tester to check for proper GFCI operation to assure proper operation for GFCI required circuits

Reference Information

UL File No.: E38751
CSA File No.: LR22103



Physical

Receptacle Tester Housing: NEoTEX Paracril OZO rubber
Receptacle Tester Plug Blades: Brass, Nickel-plated
Receptacle Tester Insert: Nylon

Environmental

Rating: Industrial duty

GFCI Test	Woodhead No.	Order No.
Yes	1751	130127-0003

Woodhead® Receptacle Tension Tester



Features and Benefits

- Through a simple tool insertion into a standard, straight blade receptacle, one can measure the spring contact tension or holding potential on the plug blades (below 4 ounces a replacement is recommended, between 4-10 ounces indicates a receptacle to be monitored) NFPA Standard 99-1996 Ref. 3-3.3.3.3(d)
- Tester works with the following NEMA Types; 1-15, 5-15, 5-20, so one needs to carry just one tool.
- Receptacle contacts are monitored independently for complete assurance of compliance and trouble-free power system operation
- The completely insulated housing allows testing to be performed on live circuits to allow continued, uninterrupted power service
- Impact-resistant housing and carrying case provide tester protection and an exceptional service life

Physical

Tester Housing: Impact resistant plastic
Tension Tester Plug Blades: Stainless Steel

Environmental

Rating: Industrial duty

Woodhead No.	Order No.
1760	130127-0007

Technical Information

Test and Control

Assembly Instructions

Pushbutton Stations

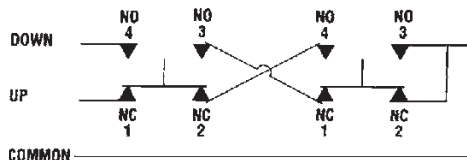
Wiring of Switches

When a set of two pushbuttons is used to control complementary functions such as Up-Down, Open-Close, Left-Right, etc., the two buttons should be wired as shown in the diagram below to provide an electrical interlock. This electrical interlock method of wiring provides two primary benefits:

- It prevents the simultaneous operation of both functions, thus protecting equipment from damage.
- If a pushbutton switch should fail, depressing the complementary button opens the control circuit, thus providing an emergency stop.

The switches supplied with this station are rated at currents substantially higher than those normally encountered in control applications. It should be noted, however, that electrical failures in associated equipment can cause currents to flow which far exceed even these high ratings.

Single-Speed Interlock Applications

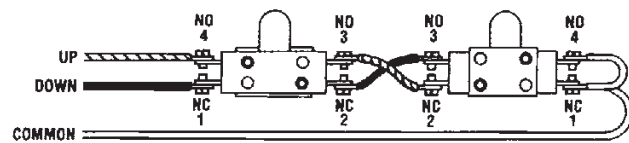


Circuit Schematic for Two Single Switches Wired for Interlock
(Note: NO = Normally Open; NC = Normally Closed)

Two-Speed Interlock Applications

Super-Safeway Pendant Station, 402X and 4032 Series, Two-Speed Contact Ratings			Volts	AC Current	Horsepower
<p>FREE POSITION</p>	<p>FIRST MAKE</p>	<p>SECOND MAKE</p>	125	10	1/3 HP, 125V AC
Circuit Schematic			250	10	1/2 HP, 250V AC

4052 Pushbutton Station Switch Characteristics



Legends for 402X and 4032 Series Pushbutton Stations

Legend			Series	Woodhead Numbers	Order No.
Bridge	Left	Right	4020	71-4220	130203-1295
Crane	Low	Raise			
Close	Magnet	South			
Down	North	Stop			
Door	No. 1	Start			
East	No. 2	Slow			
Fwd	No. 3	Trolley			
Fast	On	Up			
High	Open	West			
Hoist	Off	Blank(2)			
In	Out				
Lower	Rev				

Note: Switches are UL Listed.

Legends for 505X Series Pushbutton Stations

Legend			Series	Woodhead Numbers	Order No.
OFF	IN	SOUTH	505X	505BC-L	130126-0009
UP	RAISE	WEST			
LEFT	START	CLOSE			
FWD	ON	OUT			
NORTH	DOWN	LOWER			
EAST	RIGHT	STOP			
OPEN	REV				

Technical Information

Test and Control

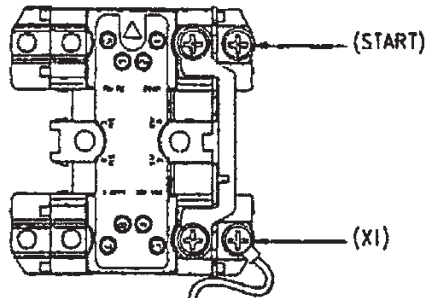
Wiring and Marking Information

Test/Control

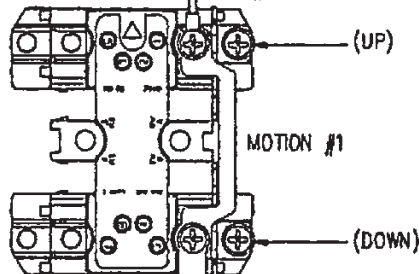
F

TYPICAL 5050 SERIES WIRING AND MARKING INFORMATION

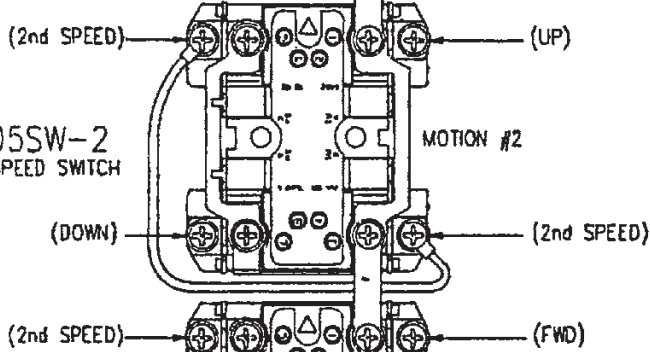
505SW-M
MOMENTARY ON/OFF SWITCH



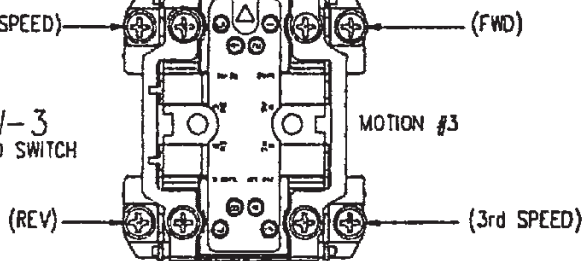
505SW-1
SINGLE SPEED SWITCH



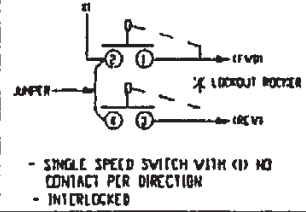
505SW-2
TWO SPEED SWITCH



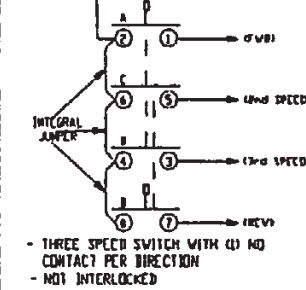
505SW-3
THREE SPEED SWITCH



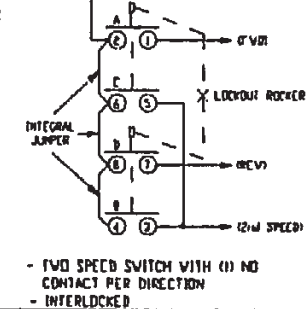
505SV-1



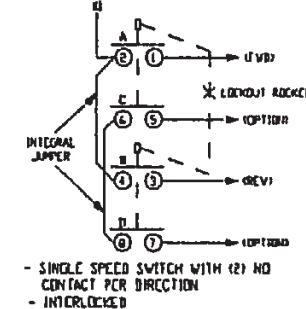
505SV-3



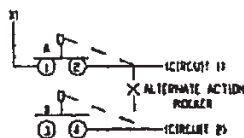
505SV-2



505SV-12ND

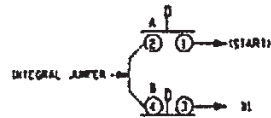


505SV-NINDC



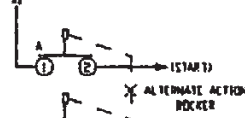
- MAINTAINED (START/STOP) SWITCH WITH (1) N.O. CONTACT PER POLE
- INTERLOCKED

505SV-M



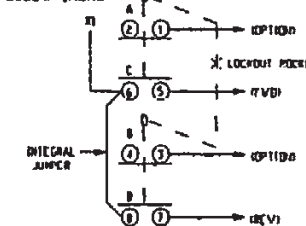
- MOMENTARY (START/STOP) SWITCH WITH (1) N.O. CONTACT & (3) N.C. CONTACT
- NOT INTERLOCKED

505SV-N



- MAINTAINED (START/STOP) SWITCH WITH (1) CONTACT
- INTERLOCKED

505SV-INDC



- SINGLE SPEED SWITCH WITH (1) N.O. & (3) N.C. CONTACT PER DIRECTION
- INTERLOCKED

Order No. Index

<i>Order No.</i>	<i>Woodhead No.</i>	<i>Page</i>	<i>Order No.</i>	<i>Woodhead No.</i>	<i>Page</i>	<i>Order No.</i>	<i>Woodhead No.</i>	<i>Page</i>
120226-1602	9504	B-14	130083-0786	92433-3070G	B-12	130086-0177	9505	B-14
130018-0366	65W04	D-5, D-20	130083-0787	92433-3080	B-12	130087-0057	930	B-19
130023-0001	55501	F-6	130083-0852	9358-1610S	B-11	130087-0058	930B123	B-19
130023-0002	55502	F-6	130083-0913	92434-3080	B-12	130087-0059	930B143	B-19
130023-0003	55503	F-6	130084-0119	92501AN	B-13	130087-0063	930D123	B-19
130023-0004	55504	F-6	130084-0120	92502N	B-13	130087-0064	930D143	B-19
130083-0222	9206	B-10	130084-0121	92511AN	B-13	130090-0008	945-1547	B-8
130083-0223	9208	B-10	130084-0123	92512AN	B-13	130090-0009	945-3	B-5, B-6, B-7
130083-0224	9224	B-10, B-11	130084-0124	92512BN	B-13	130090-0010	945-3-86	B-6
130083-0225	9228	B-10, B-11	130084-0128	92526BN	B-13	130090-0015	963	B-7
130083-0227	9234	B-10	130084-0129	92531N	B-13	130090-0018	965	B-7
130083-0228	9238	B-10	130084-0131	92532N	B-13	130090-0019	966	B-8
130083-0229	92401	B-10	130084-0132	92533N	B-13	130091-0013	980	B-5, B-6, B-7
130083-0230	92402	B-10	130084-0133	92534N	B-13	130091-0020	980-1610S	B-7
130083-0231	92411	B-10	130084-0134	92535AN	B-13	130091-0021	980-2711US	B-7
130083-0232	92433	B-10, B-12	130084-0135	92535BN	B-13	130091-0023	980-3000	B-8
130083-0233	92434	B-10, B-12	130084-0136	92536N	B-13	130091-0025	980-3070G	B-8
130083-0234	92443	B-10	130084-0138	92541N	B-13	130091-0027	980-83	B-6
130083-0236	92444	B-10	130084-0139	92542N	B-13	130091-0028	980-86	B-6
130083-0237	92463	B-10	130084-0140	92543N	B-13	130091-0030	980A-83	B-6
130083-0238	92464	B-10	130084-0141	92544AN	B-13	130091-0045	990	B-5, B-6, B-7
130083-0239	92481	B-10	130084-0142	92544BN	B-13	130091-0049	990-106US	B-7
130083-0240	92482	B-10	130084-0143	92545AN	B-13	130091-0053	990-1547	B-8
130083-0242	9253	B-10, B-11, B-12	130084-0144	92545BN	B-13	130091-0055	990-1610S	B-7
130083-0245	9253-1610S	B-11	130084-0145	92546N	B-13	130091-0056	990-2711US	B-7
130083-0246	9253-3000	B-12	130084-0146	92561N	B-13	130091-0057	990-3000	B-8
130083-0247	9306	B-10	130084-0147	92562AN	B-13	130091-0059	990-3070G	B-8
130083-0248	9308	B-10	130084-0148	92562BN	B-13	130091-0061	990-83	B-6
130083-0249	9358	B-10, B-11, B-12	130084-0149	92564N	B-13	130091-0062	990-86	B-6
130083-0250	9358-106US	B-11	130084-0150	92581N	B-13	130091-0064	990A-83	B-6
130083-0252	9358-1547	B-12	130084-0151	92582N	B-13	130091-0085	997	B-5
130083-0254	9358-3070G	B-12	130084-0152	92583N	B-13	130091-0087	997-1547	B-8
130083-0262	9363	B-10	130084-0155	92663	B-13	130091-0090	997-3000	B-8
130083-0263	9367	B-10	130084-0318	9242	B-10	130091-0094	997-3070G	B-8
130083-0264	9383	B-10, B-12	130085-0025	92764	B-14	130091-0192	8500	A-30
130083-0265	9383-1533	B-12	130085-0359	92631	B-14	130091-0201	998-3080	B-8
130083-0266	9383-1547	B-12	130085-0360	92632	B-14	130091-0202	998	B-5
130083-0269	9383-3000	B-12	130085-0361	92633	B-14	130091-0203	998-1533	B-8
130083-0270	9383-3070G	B-12	130085-0363	92642	B-14	130091-0204	998-3070G20	B-8
130083-0271	9383-3080	B-12	130085-0364	92643	B-14	130091-0205	998L	B-5
130083-0279	9385	B-10, B-12	130085-0365	92661	B-14	130091-0206	998L-2747	B-8
130083-0280	9385-3080	B-12	130085-0366	92681	B-14	130091-0207	998L-3070G20	B-8
130083-0284	9394	B-10	130085-0367	92702	B-14	130091-0208	998L-1533	B-8
130083-0286	ERA4000	B-20	130085-0368	92712	B-14	130091-0209	998L-3080	B-8
130083-0287	ERA4040	B-20	130085-0370	92733	B-14	130091-0210	997L	B-5
130083-0288	ERA4150	B-20	130085-0372	92736	B-14	130091-0211	997L-2547	B-8
130083-0289	ERA4250	B-20	130085-0373	92742	B-14	130091-0212	997L-3070G	B-8
130083-0291	ERA4940	B-20	130085-0374	92743	B-14	130091-0213	997L-1547	B-8
130083-0766	9224-1610S	B-11	130085-0375	92744	B-14	130091-0214	997L-3000	B-8
130083-0767	9224-86	B-11	130085-0376	92745	B-14	130094-0209	35001	C-33
130083-0772	9228-106US	B-11	130085-0377	92746	B-14	130094-0211	35002	C-33
130083-0773	9228-1610S	B-11	130085-0379	92762	B-14	130094-0213	35003	C-33
130083-0775	9228-86	B-11	130085-0381	92782	B-14	130094-0215	35004	C-33
130083-0781	92433-1533	B-12	130085-0382	92783	B-14	130094-0217	35005	C-33
130083-0782	92433-1547	B-12	130085-0905	92735	B-14	130094-0219	35006	C-33
130083-0784	92433-3000	B-12	130085-0949	92726	B-14	130094-0221	35007	C-33

Order No. Index

<i>Order No.</i>	<i>Woodhead No.</i>	<i>Page</i>	<i>Order No.</i>	<i>Woodhead No.</i>	<i>Page</i>	<i>Order No.</i>	<i>Woodhead No.</i>	<i>Page</i>
130094-0223	35008	C-33	130094-0328	35174	C-32	130094-0434	35333	C-35
130094-0225	35009	C-33	130094-0329	35175	C-32	130094-0435	35334	C-35
130094-0227	35010	C-33	130094-0330	35195	C-34	130094-0436	35335	C-35
130094-0228	35011	C-33	130094-0332	35196	C-34	130094-0437	35336	C-35
130094-0230	35030	C-32	130094-0334	35197	C-34	130094-0438	35337	C-35
130094-0232	35031	C-32	130094-0336	35198	C-34	130094-0439	35340	C-35
130094-0234	35032	C-32	130094-0338	35199	C-34	130094-0440	35425	C-37
130094-0236	35033	C-32	130094-0340	35200	C-34	130094-0442	35426	C-37
130094-0238	35034	C-32	130094-0342	35201	C-34	130094-0444	35427	C-37
130094-0240	35035	C-32	130094-0344	35202	C-34	130094-0446	35428	C-37
130094-0242	35036	C-32	130094-0346	35203	C-34	130094-0448	35429	C-37
130094-0244	35037	C-32	130094-0348	35204	C-34	130094-0450	35430	C-37
130094-0246	35038	C-32	130094-0350	35205	C-34	130094-0452	35431	C-37
130094-0247	35039	C-32	130094-0352	35225	C-35	130094-0453	35432	C-37
130094-0249	35040	C-32	130094-0354	35226	C-35	130094-0455	35433	C-37
130094-0251	35060	C-34	130094-0356	35227	C-35	130094-0457	35435	C-36
130094-0253	35061	C-34	130094-0357	35228	C-35	130094-0459	35436	C-36
130094-0255	35062	C-34	130094-0358	35229	C-35	130094-0461	35437	C-36
130094-0257	35063	C-34	130094-0359	35230	C-35	130094-0463	35438	C-36
130094-0259	35064	C-34	130094-0360	35231	C-35	130094-0465	35440	C-37
130094-0261	35065	C-34	130094-0361	35232	C-35	130094-0466	35441	C-37
130094-0263	35066	C-34	130094-0367	35270	C-33	130094-0468	35442	C-37
130094-0265	35067	C-34	130094-0368	35271	C-33	130094-0470	35443	C-37
130094-0267	35068	C-34	130094-0370	35272	C-33	130094-0472	35444	C-37
130094-0268	35069	C-34	130094-0372	35273	C-33	130094-0474	35445	C-37
130094-0269	35070	C-34	130094-0374	35274	C-33	130094-0476	35446	C-37
130094-0271	35090	C-35	130094-0376	35275	C-33	130094-0478	35447	C-37
130094-0273	35091	C-35	130094-0378	35276	C-33	130094-0479	35448	C-37
130094-0275	35092	C-35	130094-0380	35277	C-33	130094-0480	35450	C-36
130094-0276	35093	C-35	130094-0382	35278	C-33	130094-0482	35451	C-36
130094-0278	35094	C-35	130094-0383	35279	C-33	130094-0484	35452	C-36
130094-0279	35095	C-35	130094-0384	35280	C-33	130094-0486	35453	C-36
130094-0280	35096	C-35	130094-0385	35285	C-32	130094-0488	36241	C-39
130094-0281	35097	C-35	130094-0387	35286	C-32	130094-0489	36560	C-39
130094-0283	35098	C-35	130094-0389	35287	C-32	130094-0490	36560SS	C-39
130094-0284	35099	C-35	130094-0391	35288	C-32	130094-0491	36562	C-39
130094-0288	35135	C-33	130094-0393	35289	C-32	130094-0492	36562SS	C-39
130094-0290	35136	C-33	130094-0395	35290	C-32	130094-0493	36564	C-39
130094-0292	35137	C-33	130094-0397	35291	C-32	130094-0494	36564SS	C-39
130094-0294	35138	C-33	130094-0399	35292	C-32	130094-0495	36567	C-39
130094-0296	35139	C-33	130094-0401	35293	C-32	130094-0496	36567SS	C-39
130094-0298	35140	C-33	130094-0403	35294	C-32	130094-0497	36569	C-39
130094-0300	35141	C-33	130094-0406	35300	C-34	130094-0498	36569SS	C-39
130094-0302	35142	C-33	130094-0408	35301	C-34	130094-0499	36571	C-39
130094-0304	35143	C-33	130094-0410	35302	C-34	130094-0500	36571SS	C-39
130094-0306	35144	C-33	130094-0412	35303	C-34	130094-0501	36573	C-38
130094-0308	35145	C-33	130094-0414	35304	C-34	130094-0502	36574	C-39
130094-0310	35165	C-32	130094-0416	35305	C-34	130094-0503	36574SS	C-39
130094-0312	35166	C-32	130094-0418	35306	C-34	130094-0504	36575	C-38
130094-0314	35167	C-32	130094-0420	35307	C-34	130094-0505	36576	C-38
130094-0316	35168	C-32	130094-0422	35308	C-34	130094-0506	36577	C-38
130094-0318	35169	C-32	130094-0424	35309	C-34	130094-0507	36578	C-38
130094-0320	35170	C-32	130094-0426	35310	C-34	130094-0509	36579	C-38
130094-0322	35171	C-32	130094-0429	35330	C-35	130094-0510	36580	C-39
130094-0324	35172	C-32	130094-0430	35331	C-35	130094-0511	36581	C-38
130094-0326	35173	C-32	130094-0432	35332	C-35	130094-0512	36582	C-39

Order No. Index

<i>Order No.</i>	<i>Woodhead No.</i>	<i>Page</i>	<i>Order No.</i>	<i>Woodhead No.</i>	<i>Page</i>	<i>Order No.</i>	<i>Woodhead No.</i>	<i>Page</i>
130094-0513	36583	C-38	130095-0154	35909	C-41	130095-0256	36142	C-47
130094-0514	36584	C-39	130095-0165	35930	C-42	130095-0257	36143	C-47
130094-0515	36585	C-38	130095-0166	35931	C-42	130095-0258	36144	C-47
130094-0516	36586	C-38	130095-0167	35932	C-42	130095-0259	36145	C-47
130094-0517	36587	C-39	130095-0168	35933	C-42	130095-0260	36146	C-47
130094-0519	36589	C-39	130095-0169	35934	C-42	130095-0261	36147	C-47
130094-0520	36591	C-39	130095-0170	35935	C-42	130095-0262	36148	C-47
130094-0521	36594	C-39	130095-0171	35937	C-42	130095-0263	36149	C-47
130094-0522	36670	C-48	130095-0172	35940	C-43	130095-0272	36610	C-46
130094-0523	36671	C-48	130095-0173	35941	C-43	130095-0273	36611	C-46
130094-0524	36672	C-48	130095-0174	35942	C-43	130095-0274	36612	C-46
130094-0525	36673	C-48	130095-0175	35943	C-43	130095-0275	36613	C-46
130094-0526	36674	C-48	130095-0176	35944	C-43	130095-0276	36614	C-46
130094-0527	36675	C-48	130095-0177	35945	C-43	130095-0277	36615	C-46
130094-0528	36676	C-48	130095-0178	35946	C-43	130095-0278	36620	C-45
130094-0529	36680	C-48	130095-0179	35947	C-43	130095-0279	36621	C-45
130094-0530	36681	C-48	130095-0180	35948	C-43	130095-0280	36622	C-45
130094-0531	36682	C-48	130095-0181	35950	C-43	130095-0281	36623	C-45
130094-0532	36683	C-48	130095-0182	35951	C-43	130095-0282	36624	C-45
130094-0533	36684	C-48	130095-0183	35952	C-43	130095-0283	36625	C-45
130094-0534	36685	C-48	130095-0184	35953	C-43	130095-0284	36626	C-45
130094-0535	36686	C-48	130095-0185	35954	C-43	130095-0285	36627	C-45
130094-1042	35338	C-35	130095-0186	35955	C-43	130095-0286	36628	C-45
130094-1400	35339	C-35	130095-0187	35956	C-43	130095-0287	36629	C-45
130094-1401	36241SS	C-39	130095-0188	35960	C-43	130095-0288	36640	C-45
130095-0123	35851	C-44	130095-0189	35961	C-43	130095-0289	36641	C-45
130095-0124	35865	C-44	130095-0190	35962	C-43	130095-0290	36642	C-45
130095-0125	35866	C-44	130095-0191	35963	C-43	130095-0291	36643	C-45
130095-0126	35867	C-44	130095-0192	35964	C-43	130095-0292	36644	C-45
130095-0127	35868	C-44	130095-0194	35970	C-41, C-56	130095-0293	36645	C-45
130095-0128	35869	C-44	130095-0196	35971	C-41, C-56	130095-0294	36646	C-45
130095-0129	35870	C-44	130095-0197	35972	C-41, C-56	130095-0295	36647	C-45
130095-0130	35871	C-44	130095-0198	35973	C-41, C-56	130095-0297	36661	C-48
130095-0131	35872	C-44	130095-0200	35974	C-41, C-56	130095-0298	36662	C-48
130095-0132	35873	C-44	130095-0201	35975	C-41, C-56	130095-0299	36663	C-48
130095-0133	35874	C-44	130095-0202	35976	C-41	130095-0300	36664	C-48
130095-0134	35875	C-44	130095-0203	35980	C-43	130096-0034	36370	C-25
130095-0135	35880	C-44	130095-0205	36010	C-44	130096-0036	36371	C-25
130095-0136	35881	C-44	130095-0225	36101	C-47	130096-0037	36372	C-25
130095-0137	35882	C-44	130095-0227	36102	C-47	130096-0038	36373	C-25
130095-0138	35883	C-44	130095-0229	36103	C-47	130096-0039	36374	C-25
130095-0139	35884	C-44	130095-0230	36104	C-47	130096-0040	36375	C-25
130095-0140	35885	C-44	130095-0231	36105	C-47	130096-0041	36380	C-25
130095-0141	35886	C-44	130095-0232	36106	C-47	130096-0042	36381	C-25
130095-0142	35887	C-44	130095-0233	36107	C-47	130096-0043	36382	C-25
130095-0143	38897	C-44	130095-0240	36120	C-47	130096-0044	36390	C-25
130095-0144	35898	C-44	130095-0241	36121	C-47	130096-0045	36391	C-25
130095-0145	35899	C-44	130095-0242	36122	C-47	130096-0046	36392	C-25
130095-0146	35901	C-41	130095-0243	36123	C-47	130096-0047	36393	C-25
130095-0147	35902	C-41	130095-0244	36124	C-47	130096-0048	36394	C-25
130095-0148	35903	C-41	130095-0245	36125	C-47	130096-0049	36395	C-25
130095-0149	35904	C-41	130095-0246	36126	C-47	130096-0050	36400	C-25
130095-0150	35905	C-41	130095-0247	36127	C-47	130096-0051	36401	C-25
130095-0151	35906	C-41	130095-0248	36128	C-47	130096-0052	36402	C-25
130095-0152	35907	C-41	130095-0253	36140	C-47	130096-0053	36403	C-25
130095-0153	35908	C-41	130095-0255	36141	C-47	130096-0054	36404	C-25

Order No. Index

<i>Order No.</i>	<i>Woodhead No.</i>	<i>Page</i>	<i>Order No.</i>	<i>Woodhead No.</i>	<i>Page</i>	<i>Order No.</i>	<i>Woodhead No.</i>	<i>Page</i>
130096-0055	36405	C-25	130097-0192	36294	C-7	130097-0262	36508	C-5
130096-0056	36440	C-25	130097-0193	36298	C-8	130097-0265	36512	C-5
130096-0058	36443	C-25	130097-0194	36300	C-8	130097-0269	36515	C-5
130096-0059	36550	C-30	130097-0195	36302	C-8	130097-0271	36516	C-5
130096-0060	36551	C-30	130097-0197	36310	C-6	130097-0272	36517	C-5
130096-0061	36552	C-30	130097-0198	36312	C-6	130097-0273	36518	C-5
130096-0062	36553	C-30	130097-0199	36314	C-6	130097-0274	36519	C-5
130096-0063	36554	C-30	130097-0200	36316	C-6	130097-0276	36800	C-10
130096-0064	36555	C-30	130097-0201	36317	C-7	130097-0277	36801	C-10
130096-0065	37030	C-25	130097-0202	36319	C-7	130097-0278	36802	C-10
130096-0066	37031	C-25	130097-0203	36321	C-7	130097-0279	36803	C-10
130096-0067	37032	C-25	130097-0204	36323	C-7	130097-0280	36804	C-10
130096-0069	37101	C-26	130097-0205	36326	C-8	130097-0281	36805	C-10
130096-0070	37101-90	C-26	130097-0206	36328	C-8	130097-0282	36806	C-10
130096-0071	37102	C-26	130097-0207	36330	C-8	130097-0283	36807	C-10
130096-0072	37102-90	C-26	130097-0210	36340	C-6	130097-0284	36808	C-10
130096-0073	37103	C-26	130097-0211	36342	C-6	130097-0285	36809	C-10
130096-0074	37103-90	C-26	130097-0212	36344	C-6	130097-0286	36810	C-10
130096-0075	37104	C-26	130097-0213	36346	C-6	130097-0287	36811	C-10
130096-0076	37104-90	C-26	130097-0214	36347	C-7	130097-0288	36812	C-10
130096-0077	37105	C-26	130097-0215	36349	C-7	130097-0289	36813	C-10
130096-0078	37105-90	C-26	130097-0216	36351	C-7	130097-0290	36814	C-10
130096-0079	37106	C-26	130097-0217	36353	C-7	130097-0291	36815	C-10
130097-0156	36245	C-6	130097-0218	36355	C-8	130097-0292	36816	C-9
130097-0157	36246	C-6	130097-0219	36357	C-8	130097-0293	36818	C-8
130097-0158	36248	C-7	130097-0220	36359	C-8	130097-0294	36827	C-8
130097-0159	36249	C-8	130097-0221	36361	C-8	130097-0295	36829	C-8
130097-0160	36250	C-6	130097-0222	36362	C-8	130097-0296	36830	C-8
130097-0161	36251	C-6	130097-0223	36363	C-8	130097-0297	36831	C-8
130097-0163	36254	C-6	130097-0224	36364	C-8	130097-0321	552MSS	C-24
130097-0165	36256	C-6	130097-0231	36470	C-9	130097-0322	5524MSS	C-24
130097-0166	36257	C-7	130097-0232	36471	C-9	130097-0323	5526MSS	C-24
130097-0167	36259	C-7	130097-0233	36472	C-9	130097-0324	5528MSS	C-24
130097-0168	36261	C-7	130097-0234	36473	C-9	130097-0325	5530MSS	C-24
130097-0170	36263	C-7	130097-0235	36475	C-9	130097-0326	5532MSS	C-24
130097-0171	36265	C-8	130097-0236	36476	C-9	130097-0327	5534	C-12
130097-0172	36267	C-8	130097-0237	36477	C-9	130097-0328	5534MSS	C-24
130097-0173	36269	C-8	130097-0238	36478	C-9	130097-0329	5536MSS	C-24
130097-0174	36270	C-8	130097-0239	36479	C-9	130097-0330	5538MSS	C-24
130097-0175	36271	C-8	130097-0240	36480	C-9	130097-0331	5540MSS	C-24
130097-0176	36272	C-8	130097-0241	36481	C-9	130097-0332	5542MSS	C-24
130097-0177	36273	C-8	130097-0242	36482	C-9	130097-0333	5544MSS	C-24
130097-0178	36274	C-8	130097-0243	36483	C-9	130097-0334	5548MSS	C-24
130097-0179	36275	C-8	130097-0244	36484	C-9	130097-0335	5552MSS	C-24
130097-0180	36276	C-8	130097-0245	36485	C-9	130097-0336	5554MSS	C-24
130097-0181	36277	C-8	130097-0246	36486	C-9	130097-0337	5556MSS	C-24
130097-0182	36278	C-9	130097-0247	36487	C-9	130097-0338	5560MSS	C-24
130097-0183	36279	C-9	130097-0248	36488	C-9	130097-0340	5622MSS	C-24
130097-0184	36280	C-6	130097-0249	36489	C-9	130097-0341	5624MSS	C-24
130097-0185	36282	C-6	130097-0252	36497	C-9	130097-0496	36296	C-7
130097-0186	36284	C-6	130097-0253	36498	C-9	130097-0627	36292	C-7
130097-0187	36286	C-6	130097-0254	36499	C-9	130097-0628	36819	C-8
130097-0188	36287	C-9	130097-0255	36500	C-9	130097-0629	36826	C-8
130097-0189	36288	C-9	130097-0256	36501	C-5	130097-0630	5546MSS	C-24
130097-0190	36289	C-9	130097-0258	36503	C-5	130097-0631	5550MSS	C-24
130097-0191	36290	C-7	130097-0260	36505	C-5	130097-0632	5558MSS	C-24

Order No. Index

<i>Order No.</i>	<i>Woodhead No.</i>	<i>Page</i>	<i>Order No.</i>	<i>Woodhead No.</i>	<i>Page</i>	<i>Order No.</i>	<i>Woodhead No.</i>	<i>Page</i>
130097-0633	5562MSS	C-24	130098-0090	5533W	C-18	130098-0160	5557W	C-21
130098-0024	5398	C-11	130098-0092	5534W	C-12	130098-0161	5558	C-16
130098-0025	5400	C-11	130098-0093	5535	C-18	130098-0164	5558W	C-16
130098-0026	5402	C-11	130098-0095	5535W	C-18	130098-0165	5559	C-21
130098-0027	5500	C-11	130098-0096	5536	C-14	130098-0166	5560	C-16
130098-0028	5501	C-18	130098-0099	5536W	C-14	130098-0167	5560W	C-16
130098-0029	5502	C-11	130098-0100	5536WBLK	C-15	130098-0168	5560WBLK	C-16
130098-0030	5503	C-18	130098-0101	5537	C-20	130098-0169	5561	C-21
130098-0031	5504	C-11	130098-0102	5537W	C-20	130098-0170	5561W	C-21
130098-0032	5506	C-11	130098-0103	5538	C-14	130098-0171	5562	C-16
130098-0033	5507	C-18	130098-0106	5538SS	C-24	130098-0172	5562W	C-16
130098-0034	5508	C-11	130098-0107	5538W	C-14	130098-0173	5563	C-21
130098-0035	5509	C-18	130098-0108	5538WBLK	C-15	130098-0174	5568	C-17
130098-0036	5518	C-12	130098-0109	5539	C-20	130098-0175	5569	C-22
130098-0037	5518SS	C-24	130098-0111	5539W	C-20	130098-0176	5570	C-17
130098-0038	5518W	C-12	130098-0112	5540	C-14	130098-0177	5571	C-22
130098-0039	5519	C-18	130098-0113	5540SS	C-24	130098-0178	5572	C-17
130098-0040	5519W	C-18	130098-0114	5540W	C-14	130098-0179	5573	C-22
130098-0041	5520	C-12	130098-0115	5540WBLK	C-15	130098-0180	5574	C-17
130098-0043	5520W	C-12	130098-0116	5541	C-20	130098-0181	5575	C-22
130098-0044	5521	C-18	130098-0117	5541W	C-20	130098-0182	5576	C-17
130098-0045	5521W	C-18	130098-0118	5542	C-14	130098-0184	5577	C-22
130098-0046	5522	C-12	130098-0121	5542W	C-14	130098-0185	5580	C-13
130098-0048	5522SS	C-24	130098-0122	5542WBLK	C-15	130098-0186	5580W	C-13
130098-0049	5522W	C-12	130098-0123	5543	C-20	130098-0187	5581	C-19
130098-0050	5523	C-18	130098-0125	5543W	C-20	130098-0188	5582	C-13
130098-0051	5523W	C-18	130098-0126	5544	C-14	130098-0189	5582W	C-13
130098-0052	5524	C-12	130098-0128	5544SS	C-24	130098-0190	5583	C-19
130098-0055	5524SS	C-24	130098-0129	5544W	C-14	130098-0191	5584	C-15
130098-0056	5524W	C-12	130098-0130	5545	C-20	130098-0192	5586	C-15
130098-0057	5524WBLK	C-13	130098-0131	5545W	C-20	130098-0193	5587	C-20
130098-0058	5525	C-18	130098-0132	5546	C-16	130098-0195	5594-004	C-13
130098-0060	5525W	C-18	130098-0133	5546W	C-16	130098-0196	5594-004W	C-13
130098-0061	5526	C-12	130098-0134	5547	C-21	130098-0197	5594-005	C-13
130098-0063	5526SS	C-24	130098-0135	5547W	C-21	130098-0198	5594-005W	C-13
130098-0064	5526W	C-12	130098-0136	5548	C-16	130098-0199	5594-006	C-13
130098-0065	5526WBLK	C-13	130098-0137	5548W	C-16	130098-0200	5594-006W	C-13
130098-0066	5527	C-18	130098-0138	5549	C-21	130098-0202	5594-007	C-13
130098-0068	5527W	C-18	130098-0139	5550	C-16	130098-0203	5594-007W	C-13
130098-0069	5528	C-12	130098-0141	5550W	C-16	130098-0204	5594-008	C-13
130098-0070	5528SS	C-24	130098-0142	5551	C-21	130098-0205	5594-008W	C-13
130098-0071	5528W	C-12	130098-0143	5552	C-16	130098-0207	5595-004	C-19
130098-0072	5528WBLK	C-13	130098-0145	5552SS	C-24	130098-0208	5595-004W	C-19
130098-0073	5529	C-18	130098-0146	5552W	C-16	130098-0210	5595-005W	C-19
130098-0075	5529W	C-18	130098-0147	5552WBLK	C-16	130098-0212	5595-008	C-19
130098-0076	5530	C-12	130098-0148	5553	C-21	130098-0213	5595-008W	C-19
130098-0077	5530SS	C-24	130098-0149	5553W	C-21	130098-0215	5620W	C-14
130098-0078	5530W	C-12	130098-0150	5554	C-16	130098-0216	5620WBLK	C-15
130098-0079	5530WBLK	C-13	130098-0151	5554W	C-16	130098-0217	5621	C-20
130098-0080	5531	C-18	130098-0152	5554WBLK	C-16	130098-0218	5621W	C-20
130098-0081	5531W	C-18	130098-0153	5555	C-21	130098-0221	5622W	C-14
130098-0082	5532	C-12	130098-0154	5555W	C-21	130098-0222	5622WBLK	C-15
130098-0085	5532SS	C-24	130098-0155	5556	C-16	130098-0223	5623	C-20
130098-0086	5532W	C-12	130098-0157	5556W	C-16	130098-0224	5623W	C-20
130098-0087	5532WBLK	C-13	130098-0158	5556WBLK	C-16	130098-0225	5624	C-14
130098-0089	5533	C-18	130098-0159	5557	C-21	130098-0227	5624W	C-14

Order No. Index

<i>Order No.</i>	<i>Woodhead No.</i>	<i>Page</i>	<i>Order No.</i>	<i>Woodhead No.</i>	<i>Page</i>	<i>Order No.</i>	<i>Woodhead No.</i>	<i>Page</i>
130098-0228	5624WBLK	C-15	130099-0098	5539M	C-20	130099-0160	5623NM	C-20
130098-0229	5625	C-20	130099-0099	5539NM	C-20	130099-0161	5624M	C-14
130098-0230	5625W	C-20	130099-0100	5540M	C-14	130099-0162	5624NM	C-14
130098-0235	5620	C-14	130099-0101	5540NM	C-14	130099-0163	5625NM	C-20
130098-0236	5622	C-14	130099-0102	5541M	C-20	130099-0164	5628M	C-28
130098-0238	5595-007W	C-19	130099-0103	5641NM	C-20	130099-0165	5630M	C-27
130098-0239	5585	C-20	130099-0104	5542M	C-14	130099-0166	5630NM	C-27
130098-0241	5595-006W	C-19	130099-0105	5542NM	C-14	130099-0167	5631M	C-27
130098-0243	5534SS	C-24	130099-0106	5543M	C-20	130099-0168	5631NM	C-27
130098-0244	5622SS	C-24	130099-0107	5543NM	C-20	130099-0169	5632M	C-27
130098-0245	5624SS	C-24	130099-0108	5544M	C-14	130099-0170	5632NM	C-27
130098-0246	5536SS	C-24	130099-0109	5545M	C-20	130099-0171	5633M	C-28
130098-0248	5546SS	C-24	130099-0110	5546M	C-16	130099-0172	5633NM	C-28
130098-0249	5548SS	C-24	130099-0111	5546NM	C-16	130099-0173	5634M	C-28
130098-0250	5550SS	C-24	130099-0112	5547NM	C-21	130099-0174	5634NM	C-28
130098-0251	5554SS	C-24	130099-0113	5548M	C-16	130099-0175	5635M	C-28
130098-0252	5556SS	C-24	130099-0114	5548NM	C-16	130099-0176	5635NM	C-28
130098-0253	5558SS	C-24	130099-0115	5549NM	C-21	130099-0177	5636M	C-29
130098-0254	5560SS	C-24	130099-0116	5550M	C-16	130099-0178	5636NM	C-29
130098-0255	5562SS	C-24	130099-0117	5550NM	C-16	130099-0179	5637M	C-29
130098-0424	5520SS	C-24	130099-0118	5551M	C-21	130099-0180	5637NM	C-29
130098-0425	5505	C-18	130099-0119	5552M	C-16	130099-0181	5638M	C-29
130098-0426	5542SS	C-24	130099-0120	5552NM	C-16	130099-0182	5638NM	C-29
130098-0429	5558WBLK	C-16	130099-0121	5553M	C-21	130099-0183	5639M	C-29
130099-0051	36237	C-39	130099-0122	5553NM	C-21	130099-0184	5639NM	C-29
130099-0052	36238	C-39	130099-0123	5554M	C-16	130099-0185	5640M	C-28
130099-0068	5522M	C-12	130099-0124	5554NM	C-16	130099-0186	5640NM	C-28
130099-0069	5522NM	C-12	130099-0125	5555M	C-21	130099-0187	5645M	C-28
130099-0070	5523M	C-18	130099-0126	5555NM	C-21	130099-0188	5646M	C-29
130099-0071	5523NM	C-18	130099-0127	5556M	C-16	130099-0189	5647M	C-27
130099-0072	5524M	C-12	130099-0128	5556NM	C-16	130099-0190	5648M	C-27
130099-0073	5524NM	C-12	130099-0129	5557M	C-21	130099-0227	5625M	C-20
130099-0074	5525M	C-18	130099-0130	5557NM	C-21	130099-0228	36237SS	C-39
130099-0075	5525NM	C-18	130099-0131	5558M	C-16	130099-0229	36238SS	C-39
130099-0076	5526M	C-12	130099-0132	5558NM	C-16	130102-0080	105	A-15
130099-0077	5526NM	C-12	130099-0134	5560M	C-16	130102-0081	105A163	A-15
130099-0078	5527M	C-18	130099-0135	5560NM	C-16	130102-0082	105B163	A-15
130099-0079	5527NM	C-18	130099-0136	5561M	C-21	130102-0083	105S	A-15
130099-0080	5528M	C-12	130099-0137	5561NM	C-21	130102-0084	105SA163	A-15
130099-0081	5528NM	C-12	130099-0141	5599	C-23	130102-0085	105SB163	A-15
130099-0082	5529M	C-18	130099-0142	5600	C-23	130102-0086	105U	A-15
130099-0083	5529NM	C-18	130099-0143	5601	C-23	130102-0087	105UA163	A-15
130099-0084	5530M	C-12	130099-0144	5602	C-23	130102-0088	105UB163	A-15
130099-0085	5530NM	C-12	130099-0145	5603	C-23	130102-0090	105US	A-15
130099-0086	5531M	C-18	130099-0146	5604	C-23	130102-0091	105USA163	A-15
130099-0087	5531NM	C-18	130099-0147	5609	C-23	130102-0093	105USB163	A-15
130099-0088	5532M	C-12	130099-0148	5610	C-23	130102-0095	106	A-15
130099-0089	5533M	C-18	130099-0149	5611	C-23	130102-0096	106A163	A-15
130099-0090	5534M	C-12	130099-0150	5612	C-23	130102-0097	106B163	A-15
130099-0091	5535M	C-18	130099-0151	5613	C-23	130102-0098	106I	A-15
130099-0092	5536M	C-14	130099-0152	5614	C-23	130102-0099	106IA163	A-15
130099-0093	5536NM	C-14	130099-0153	5620M	C-14	130102-0100	106IB163	A-15
130099-0094	5537M	C-20	130099-0154	5620NM	C-14	130102-0101	106S	A-15
130099-0095	5537NM	C-20	130099-0157	5622M	C-14	130102-0102	106SA163	A-15
130099-0096	5538M	C-14	130099-0158	5622NM	C-14	130102-0103	106SB163	A-15
130099-0097	5538NM	C-14	130099-0159	5623M	C-20	130102-0106	106SI	A-15

Order No. Index

Order No.	Woodhead No.	Page	Order No.	Woodhead No.	Page	Order No.	Woodhead No.	Page
130102-0107	106SIB163	A-15	130102-0207	1174	A-15, A-16, A-17, A-18	130103-0030	1203PQQA163	A-13
130102-0108	106U	A-15	130102-0210	1175U	A-16	130103-0034	1203PRI	A-13
130102-0109	106UA163	A-15	130102-0210	1175U	A-15, A-16, A-17, A-18	130103-0035	1203QO	A-13
130102-0110	106UB163	A-15	130102-0211	1175US	A-15, A-16, A-17, A-18	130103-0036	1203QQA163	A-13
130102-0111	106UI	A-15	130102-0212	118	A-16	130103-0037	1203QOB163	A-13
130102-0112	106UIA163	A-15	130102-0213	118A163	A-16	130103-0038	1203QOGC	A-13
130102-0113	106UIB163	A-15	130102-0214	118B163	A-16	130103-0041	1203R	A-13
130102-0114	106US	A-15, B-7	130102-0215	118S	A-16	130103-0042	1203RA163	A-13
130102-0117	106USA163	A-15	130102-0216	118SA163	A-16	130103-0043	1203RA163P	A-13
130102-0120	106USB163	A-15	130102-0217	118SB163	A-16	130103-0044	1203RB163	A-13
130102-0123	106USI	A-15	130102-0221	118UB163	A-16	130103-0045	1203RB163P	A-13
130102-0124	106USIA163	A-15	130102-0222	118US	A-16	130103-0048	1203RGC	A-13
130102-0125	106USIB163	A-15	130102-0223	118USA163	A-16	130103-0049	1203RI	A-13
130102-0138	110	A-16	130102-0224	118USB163	A-16	130103-0050	1203RIA163	A-13
130102-0140	110U	A-16	130102-0226	119	A-18	130103-0052	1203RIB163	A-13
130102-0141	110UA163	A-16	130102-0227	119A163	A-18	130103-0054	1203RID163	A-13
130102-0142	110UB163	A-16	130102-0228	119B163	A-18	130103-0055	1207	A-13
130102-0143	110US	A-16	130102-0229	119S	A-18	130103-0056	1207A163	A-13
130102-0145	111	A-17	130102-0230	119SA163	A-18	130103-0057	1207B163	A-13
130102-0146	111A163	A-17	130102-0233	119UB163	A-18	130103-0058	1207GC	A-13
130102-0148	111B163	A-17	130102-0234	119US	A-18	130103-0060	1207R	A-13
130102-0152	111IB163	A-17	130102-0235	119USA163	A-18	130103-0061	1207RA163	A-13
130102-0153	111S	A-17	130102-0245	270-1	A-20	130103-0062	1207RB163	A-13
130102-0158	111U	A-17	130102-0246	270-2	A-20	130103-0063	1207RGC	A-13
130102-0159	111UA163	A-17	130102-0247	270-3	A-20	130103-0064	1220	A-13
130102-0160	111UB163	A-17	130102-0252	271S	A-20	130103-0065	1223	A-13
130102-0163	111UIB163	A-17	130102-0253	271SA163	A-20	130103-0066	1225	A-13
130102-0164	111US	A-17	130102-0254	271SB163	A-20	130104-0021	1090-HZ	A-7
130102-0165	111USA163	A-17	130102-0256	271U	A-20	130104-0022	1090-HZ12A163	A-7
130102-0167	114	A-16	130102-0257	271UA163	A-20	130104-0023	1090-HZ12B163	A-7
130102-0168	114A163	A-16	130102-0258	271UB163	A-20	130104-0024	1090-HZ12D143	A-7
130102-0169	114B163	A-16	130102-0259	271US	A-20, B-7	130104-0025	1090-HZ12IA163	A-7
130102-0171	114U	A-16	130102-0260	271USA163	A-20	130104-0026	1090-HZ12IB163	A-7
130102-0172	114UA163	A-16	130102-0261	271USB163	A-20	130104-0027	1090-HZ12IB163P	A-7
130102-0173	114UB163	A-16	130102-0266	276S	A-20	130104-0028	1090-HZ12ID143	A-7
130102-0176	114UI	A-16	130102-0268	276SB163	A-20	130104-0029	1090-HZ12ID143P	A-7
130102-0177	114US	A-16	130102-0269	276U	A-20	130104-0030	1090-HZA143	A-7
130102-0178	114USA163	A-16	130102-0270	276UA163	A-20	130104-0031	1090-HZA163	A-7
130102-0180	114USB163	A-16	130102-0271	276UB163	A-20	130104-0032	1090-HZB143	A-7
130102-0183	114USIA163	A-16	130102-0272	276US	A-20	130104-0033	1090-HZB163	A-7
130102-0184	114USIB163	A-16	130102-0273	276USA163	A-20	130104-0034	1090-HZD143	A-7
130102-0185	115	A-17	130102-0274	276USB163	A-20	130104-0035	1090-HZD163	A-7
130102-0188	115B163	A-17	130103-0014	1203	A-13	130104-0038	1645-12	A-9
130102-0189	115I	A-17	130103-0015	1203A163	A-13	130104-0039	340310A	A-33
130102-0190	115IB163	A-17	130103-0016	1203B163	A-13	130104-0040	340510A	A-33
130102-0192	115U	A-17	130103-0017	1203D163	A-13	130104-0041	61430	A-8
130102-0193	115UA163	A-17	130103-0018	1203GC	A-13	130104-0042	61430A143	A-8
130102-0194	115UB163	A-17	130103-0019	1203GCA163	A-13	130104-0043	61430A163	A-8
130102-0196	115UI	A-17	130103-0020	1203GCB163	A-13	130104-0044	61430B143	A-8
130102-0198	115US	A-17	130103-0021	1203I	A-13	130104-0045	61430B163	A-8
130102-0199	115USA163	A-17	130103-0022	1203IA163	A-13	130104-0048	61430D143	A-8
130102-0200	115USB163	A-17	130103-0024	1203IB163	A-13	130104-0049	61430D163	A-8
130102-0201	115USI	A-17	130103-0025	1203IB163P	A-13	130104-0054	61451	A-8
130102-0202	115USIA163	A-17	130103-0026	1203ID163	A-13	130104-0055	61452	A-8
130102-0203	115USIB163	A-17	130103-0027	1203IGC	A-13	130104-0056	61455	A-8
130102-0204	1173	A-15, A-16, A-17, A-18	130103-0029	1203P	A-13	130104-0057	61435	A-8

Order No. Index

<i>Order No.</i>	<i>Woodhead No.</i>	<i>Page</i>	<i>Order No.</i>	<i>Woodhead No.</i>	<i>Page</i>	<i>Order No.</i>	<i>Woodhead No.</i>	<i>Page</i>
130104-0057	61436	A-5	130106-0115	323526	A-34	130108-0146	1097-3M	A-31
130104-0082	61450	A-5	130106-0116	323533	A-34	130108-0148	1097-3MM	A-31
130104-0083	61450A143	A-5	130106-0117	323534	A-34	130108-0149	1099-3	A-19
130104-0084	61450B143	A-5	130106-0118	323535	A-34	130108-0151	1324	A-28
130104-0085	61450D143	A-5	130106-0119	323536	A-34	130108-0155	1326	A-28
130104-0086	61450A163	A-5	130106-0120	342510A	A-33	130108-0156	1334	A-28
130104-0087	61450B163	A-5	130107-0024	300	A-35	130108-0157	1335	A-28
130104-0088	61450D163	A-5	130107-0025	300W	A-35	130108-0158	1336	A-28
130104-0095	61451	A-5	130107-0028	302U	A-35	130108-0160	1337	A-28
130104-0096	61452	A-5	130107-0029	310	A-35	130108-0162	1350	A-28
130104-0097	61455	A-5	130107-0030	310123	A-35	130108-0164	1351	A-28
130104-0098	61457	A-5, A-8	130107-0031	310143	A-35	130108-0167	1352	A-28
130105-0028	1600-12A	A-10	130107-0032	310323	A-35	130108-0170	1913SA	A-14
130105-0029	1600-12B	A-10	130107-0033	310423	A-35	130108-0173	1913SB	A-14
130105-0030	1601-12A	A-10	130107-0034	310W	A-35	130108-0179	1926SA	A-14
130105-0031	1601-12B	A-10	130107-0038	380010A	A-33	130108-0181	1926SB	A-14
130105-0032	1606	A-11	130107-0039	380310A	A-33	130108-0183	1940SA	A-14
130105-0033	1610	A-11	130107-0040	380510A	A-33	130108-0187	2000	A-27
130105-0034	1610S	A-11, B-7	130107-0042	387010A	A-33	130108-0188	2000PLX25	A-27
130105-0035	1612	A-11	130107-0043	387510A	A-33	130108-0191	2001	A-27
130105-0036	1612S	A-11	130107-0046	310223	A-35	130108-0193	2002	A-27
130105-0037	1621-12A	A-10	130108-0078	1003-3	A-19	130108-0194	2003	A-27
130105-0038	1621-12B	A-10	130108-0083	1005-3	A-19	130108-0199	2030	A-27
130105-0039	1621-12B-P	A-10	130108-0085	1013-3	A-19	130108-0202	2031	A-27
130105-0041	1625-12A	A-10	130108-0088	1015-3	A-19	130108-0203	2031-P	A-27
130105-0042	1625-12B	A-10	130108-0091	1045	A-19	130108-0206	2113MS	A-31
130105-0043	1631-12A	A-10	130108-0092	1049	A-19	130108-0207	2113S	A-31
130105-0044	1631-12B	A-10	130108-0093	1050-12	A-28	130108-0209	2126MS	A-31
130105-0045	1635-12A	A-9	130108-0094	1050-PL	A-28	130108-0210	2126S	A-31
130105-0046	1635-12B	A-9	130108-0095	1050-PL12	A-28	130108-0300	2000-LED	A-26
130105-0048	1638-12	A-11	130108-0097	1051-12	A-28	130108-0301	2001-LED	A-26
130105-0050	1640-12	A-9	130108-0098	1051-PL	A-28	130108-0302	2002-LED	A-26
130105-0052	1642-12	A-9	130108-0099	1051-PL12	A-28	130108-0303	2003-LED	A-26
130105-0056	1646-12	A-10	130108-0100	1052-12	A-28	130108-0304	2010-LED	A-26
130105-0057	1647-12	A-11	130108-0101	1052-PL	A-28	130108-0305	2011-LED	A-26
130105-0058	1648-12	A-10	130108-0102	1052-PL12	A-28	130108-0306	2012-LED	A-26
130105-0059	1649-12	A-10	130108-0103	1060-PL	A-28	130108-0307	2013-LED	A-26
130105-0062	1684S	A-11	130108-0104	1061-PL	A-28	130109-0007	402	A-21
130105-0064	1691-12B	A-11	130108-0105	1062-PL	A-28	130109-0009	405	A-21
130105-0065	1691-12BS	A-11	130108-0106	1083-3	A-19	130109-0017	WT3C-20	A-22
130105-0066	1692-12B	A-11	130108-0119	1083-3M	A-31	130109-0020	WT3F-20	A-23
130105-0067	1692-12BS	A-11	130108-0120	1083-3MM	A-31	130109-0026	WT6C-25	A-22
130105-0082	1655-12A	A-6	130108-0121	1083-3MM-24	A-31	130109-0027	WT6C-50	A-22
130105-0083	1655-12B	A-6	130108-0122	1083-3NS	A-19	130109-0028	WT6F-25	A-23
130106-0097	310243	A-35	130108-0123	1083-3-P	A-19	130109-0029	WT6F-50	A-23
130106-0104	323123	A-34	130108-0125	1085-3	A-19	130110-0021	8500M	A-30
130106-0105	323124	A-34	130108-0126	1085-3-P	A-19	130110-0022	8506M	A-30
130106-0106	323125	A-34	130108-0128	1086-3	A-19	130110-0023	8511	A-30
130106-0107	323126	A-34	130108-0133	1086-3HO	A-19	130110-0026	8540M	A-31
130106-0108	323133	A-34	130108-0134	1086-3NS	A-19	130110-0027	8540P	A-31
130106-0109	323134	A-34	130108-0136	1087-3	A-19	130110-0031	8565	A-29
130106-0110	323135	A-34	130108-0139	1093-3	A-19	130110-0033	8565F	A-29
130106-0111	323136	A-34	130108-0141	1093-3M	A-31	130110-0034	8565F-MH	A-29
130106-0112	323523	A-34	130108-0142	1093-3MM	A-31	130110-0035	8565-MH	A-29
130106-0113	323524	A-34	130108-0143	1095-3	A-19	130110-0038	8575-MH	A-30
130106-0114	323525	A-34	130108-0144	1097-3	A-19	130110-0042	SBG2500	A-30

Order No. Index

<i>Order No.</i>	<i>Woodhead No.</i>	<i>Page</i>	<i>Order No.</i>	<i>Woodhead No.</i>	<i>Page</i>	<i>Order No.</i>	<i>Woodhead No.</i>	<i>Page</i>
130110-0043	SBS2500	A-30	130112-0186	41-6762	A-13	130126-0229	4032-2	F-8
130110-0050	8575-MH-PS	A-30	130112-0196	50-8575	A-30	130126-0230	4032BLK	F-8
130110-0060	8565-LED	A-29	130112-0246	STR101	A-37	130126-0231	4052	F-6
130110-0061	8565F-LED	A-29	130112-0258	STR105	A-37	130126-0232	4052BLK	F-6
130111-0023	202SRL	A-37	130112-0263	130112-0263	A-29	130126-0235	4202	F-9
130111-0024	302SRL	A-37	130112-0272	1679-12	A-6	130126-0236	4203	F-9
130111-0026	302SRLCA	A-37	130113-0007	40-9442	A-7	130126-0237	4206	F-9
130111-0027	5000	A-36	130114-0017	362	A-36	130126-0238	4207	F-9
130111-0030	5002	A-36	130114-0018	364	A-36	130126-0239	4208	F-9
130111-0031	5003	A-36	130114-0019	378	A-34	130126-0240	4209	F-10
130111-0044	5030	A-37	130126-0008	505BC-C	F-5	130126-0241	4210	F-10
130111-0047	302SRLCA-F	A-37	130126-0009	505BC-L	F-5, F-13	130126-0242	4212	F-10
130112-0068	1083-3HON	A-19	130126-0012	505B-RM	F-5, F-7	130126-0243	5052-1	F-5
130112-0079	1152	A-10	130126-0021	505PL-GS	F-5	130126-0246	5052-M	F-5
130112-0085	1156	A-10, A-15	130126-0022	505PL-RS	F-5	130126-0247	5052-N	F-5
130112-0087	1156IG	A-15	130126-0023	505PL-YS	F-5	130126-0248	5054-1	F-5
130112-0092	1160	A-16	130126-0025	505SS-2	F-5	130126-0249	5054-1M	F-5
130112-0095	1161	A-17	130126-0027	505SS-3NO	F-5	130126-0250	5054-1N	F-5
130112-0097	1161IG	A-17	130126-0028	505SW-1	F-5	130126-0251	5054-2	F-5
130112-0099	1164	A-16	130126-0029	505SW-12NO	F-5	130126-0256	5056-1	F-5
130112-0101	1164IG	A-16	130126-0030	505SW-1NONC	F-5	130126-0257	5056-1M	F-5
130112-0102	1165	A-17	130126-0031	505SW-2	F-5	130126-0258	5056-1N	F-5
130112-0104	1165IG	A-17	130126-0033	505SW-M	F-5	130126-0260	5056-2M	F-5
130112-0105	1166	A-15	130126-0034	505SW-N	F-5	130126-0262	5058-1	F-5
130112-0106	1168	A-16	130126-0036	4028	F-7	130126-0263	5058-1M	F-5
130112-0108	1181	A-18	130126-0186	4002	F-9	130126-0264	5058-1N	F-5
130112-0110	1229	A-10, A-13	130126-0187	4003	F-9	130126-0266	5058-2M	F-5
130112-0111	1255	A-10, A-13	130126-0188	4004	F-9	130126-0268	5058-3M	F-5
130112-0114	1255R	A-13	130126-0189	4005	F-9	130127-0003	1751	F-12
130112-0119	1259	A-13	130126-0190	4006	F-9	130127-0007	1760	F-12
130112-0128	1660	A-11	130126-0192	4007	F-9	130128-0078	00-0463	F-7
130112-0129	1660S	A-11	130126-0193	4008	F-9	130128-0079	00-3063	F-7
130112-0130	1668	A-11	130126-0195	4009	F-10	130128-0080	00-3073	F-7
130112-0131	1675-12	A-10	130126-0196	4010	F-10	130128-0081	00-3083	F-7
130112-0132	1676	A-10	130126-0197	4011	F-10	130128-0082	00-3823	F-7
130112-0133	1676-EX	A-6, A-9	130126-0198	4012	F-10	130128-0100	4020	F-7
130112-0134	1677	A-6, A-9	130126-0199	4022	F-7	130128-0101	4020-2	F-7
130112-0135	1678-12	A-9	130126-0200	4022-2	F-7	130128-0111	450	E-49
130112-0144	305	A-35	130126-0204	4022ES	F-7	130128-0112	451	E-49
130112-0153	362V	A-36	130126-0205	4022G	F-7	130128-0113	452	E-49
130112-0154	364V	A-36	130126-0207	4023	F-7	130128-0114	452CR	E-33
130112-0156	367	A-36	130126-0208	4023-2	F-7	130128-0115	453	E-49
130112-0157	367V	A-36	130126-0209	4023ES	F-7	130128-0116	453CR	E-33
130112-0158	368	A-36	130126-0210	4023G	F-7	130128-0117	453GF	E-49
130112-0160	370	A-34	130126-0212	4024	F-7	130128-0118	454	E-49
130112-0161	372	A-34	130126-0213	4024-2	F-7	130128-0119	454CR	E-33
130112-0162	372V	A-34	130126-0214	4024ES	F-7	130128-0120	454GF	E-49
130112-0163	377	A-34	130126-0216	4024G	F-7	130128-0150	455-FD1	E-32
130112-0164	377V	A-34	130126-0218	4026	F-7	130128-0151	455-FD2	E-32
130112-0166	378V	A-34	130126-0219	4026-2	F-7	130128-0152	455-FD3	E-32
130112-0169	380R	A-36	130126-0222	4026ES	F-7	130128-0160	455-FD1BLK	E-32
130112-0171	381R	A-34	130126-0223	4026G	F-7	130128-0161	455-FD2BLK	E-32
130112-0172	382	A-36	130126-0224	4028-2	F-7	130128-0162	455-FD3BLK	E-32
130112-0173	383	A-34	130126-0226	4028ES	F-7	130128-0167	455-TA50	E-32
130112-0174	385	A-34	130126-0227	4028G	F-7	130128-0168	455-TA75	E-32
130112-0176	40-1040	A-19	130126-0228	4032	F-8	130135-0013	3320D123	E-44

Order No. Index

Order No.	Woodhead No.	Page	Order No.	Woodhead No.	Page	Order No.	Woodhead No.	Page
130135-0014	3321A123	E-46	130135-0281	3330L123	E-44	130136-0061	32747B143	E-53
130135-0015	3324FL123	E-45	130135-0283	3330RA123	E-44	130136-0065	3510	E-54
130135-0076	09106	E-57	130135-0285	3330RE123	E-44	130136-0066	3510A143	E-54
130135-0078	09107	E-57	130135-0287	3330RL123	E-44	130136-0067	3510PLG	E-54
130135-0177	3123	E-56	130135-0288	3331RB123	E-45	130136-0070	442	E-52
130135-0181	3129	E-56	130135-0289	3331RE123	E-45	130137-0006	3086F	E-39
130135-0185	3200	E-50	130135-0291	3332A123	E-44	130137-0007	3080	E-39
130135-0186	3210	E-50	130135-0292	3332B123	E-44	130137-0008	3081	E-39
130135-0187	3215	E-50	130135-0293	3332L123	E-44	130137-0009	3082	E-39
130135-0195	3290-1	E-48	130135-0294	3332R	E-44	130137-0010	3085	E-39
130135-0196	3290-1B143	E-48	130135-0295	3332RA123	E-44	130137-0011	3086	E-39
130135-0197	3290-1E143	E-48	130135-0296	3332RB123	E-44	130137-0013	3090	E-39
130135-0198	3290-2	E-48	130135-0298	3332RL123	E-44	130137-0014	3091	E-39
130135-0200	3290-2E143	E-48	130135-0303	34047	E-57	130137-0087	3000	E-39
130135-0201	3290-3	E-48	130135-0304	34047L	E-57	130137-0088	3000-1	E-34
130135-0203	3290-3E123	E-48	130135-0309	34048	E-57	130137-0089	3000-10	E-37
130135-0204	3290-9	E-48	130135-0312	34547	E-57	130137-0090	3000-10A123	E-37
130135-0205	3290-9E123	E-48	130135-0313	3492	E-30	130137-0091	3000-10A123BLK	E-41
130135-0207	32G15E123	E-47	130135-0314	3493	E-30	130137-0093	3000-10E123	E-37
130135-0208	32G15L123	E-47	130135-0315	3494	E-30	130137-0095	3000-1A143	E-34
130135-0209	32G20A123	E-47	130135-0316	35W34	E-29	130137-0097	3000-1B143	E-34
130135-0211	32G20E123	E-47	130135-0317	35W47	E-29	130137-0099	3000-1BLK	E-41
130135-0213	32GM15A123	E-47	130135-0322	75W47L143	E-31	130137-0100	3000-1E143	E-34
130135-0216	32GM15L123	E-47	130135-0323	8506	A-30	130137-0101	3000-1L143	E-34
130135-0217	32GM20A123	E-47	130135-0329	32W90-1B143	E-29	130137-0102	3000-1L143IN	E-34
130135-0219	32GM20E123	E-47	130135-0333	32G15A123	E-47	130137-0113	3000BLK	E-41
130135-0220	32GM20L123	E-47	130135-0343	3323FL123	E-46	130137-0115	3000F	E-34
130135-0228	32W33	E-29	130136-0001	32547B123	E-53	130137-0117	3000F-1BLK	E-41
130135-0230	32W47	E-29	130136-0025	31565	E-53	130137-0118	3000FBLK	E-41
130135-0231	32W47A123	E-29	130136-0027	31565A123	E-53	130137-0121	3001	E-39
130135-0233	32W90-1	E-29	130136-0029	31565A143	E-53	130137-0124	3003	E-39
130135-0234	32W90-1E143	E-29	130136-0030	31565B123	E-53	130137-0126	3005	E-39
130135-0235	32W90-2	E-29	130136-0033	31593	E-53	130137-0127	3005-1	E-34
130135-0236	32W90-2E143	E-29	130136-0034	315933	E-53	130137-0128	3005-1A143	E-34
130135-0245	3300	E-50	130136-0035	31593A123	E-53	130137-0130	3005-1B143	E-34
130135-0246	3320	E-44	130136-0036	31593A143	E-53	130137-0132	3005-1E143	E-34
130135-0247	3320A123	E-44	130136-0037	31593A143IN	E-53	130137-0147	3050	E-39
130135-0248	3320B123	E-44	130136-0038	31593B123	E-53	130137-0148	3050F	E-39
130135-0249	3320E123	E-44	130136-0039	31593B143	E-53	130137-0149	3059	E-39
130135-0250	3320FA123	E-44	130136-0042	31594	E-53	130137-0150	3065	E-33
130135-0251	3320L123	E-44	130136-0043	31594A123	E-53	130137-0153	3070F-GFI	E-36
130135-0254	3321E123	E-46	130136-0044	31594A143	E-53	130137-0155	3070-GFI	E-36
130135-0255	3321L123	E-46	130136-0045	31594B123	E-53	130137-0156	3070-GFI20	E-38
130135-0256	3322	E-45	130136-0046	32547	E-53	130137-0157	3070-GFIA123	E-36
130135-0257	3322A123	E-45	130136-0047	32547A123	E-53	130137-0158	3070-GFIA143	E-36
130135-0258	3322B123	E-45	130136-0048	32547A143	E-53	130137-0159	3070-GFIB123	E-36
130135-0259	3322D123	E-45	130136-0049	32547B143	E-53	130137-0162	3070-GFID123	E-36
130135-0260	3322E123	E-45	130136-0050	32553	E-53	130137-0165	3080-1	E-35
130135-0262	3322FL123	E-45	130136-0052	32553B123	E-53	130137-0166	3080-10	E-37
130135-0263	3322L123	E-45	130136-0053	32708	E-53	130137-0167	3080-10A123	E-37
130135-0268	3324L123	E-45	130136-0054	32708A123	E-53	130137-0169	3080-10B123	E-37
130135-0272	3325L123	E-46	130136-0055	32708A143	E-53	130137-0171	3080-10E123	E-37
130135-0273	3327A123	E-44	130136-0057	32708B143	E-53	130137-0176	3080F	E-39
130135-0276	3327L123	E-44	130136-0058	32747	E-53	130137-0177	3080F-1	E-35
130135-0278	3330A123	E-44	130136-0059	32747A123	E-53	130137-0178	3080F-GFI	E-36
130135-0279	3330B123	E-44	130136-0060	32747B123	E-53	130137-0179	3080F-GFI20	E-38

Order No. Index

<i>Order No.</i>	<i>Woodhead No.</i>	<i>Page</i>	<i>Order No.</i>	<i>Woodhead No.</i>	<i>Page</i>	<i>Order No.</i>	<i>Woodhead No.</i>	<i>Page</i>
130137-0180	3080-GFI	E-36	130138-0042	3263W	E-51	130141-0040	15147	D-65
130137-0181	3080-GFI20	E-38	130138-0043	3264W	E-51	130141-0041	15147BLK	D-65
130137-0185	3083	E-39	130138-0044	3265	E-50	130141-0043	2404	D-6, D-79
130137-0191	3085-1	E-35	130138-0045	3266	E-51	130141-0044	2407	D-6, D-95
130137-0192	3085-10	E-37	130138-0046	3267W	E-51	130141-0045	2434	D-6, D-84
130137-0193	3085-10A123	E-37	130138-0047	3362	E-33	130141-0047	2447	D-6, D-81
130137-0194	3085-10B123	E-37	130138-0048	3363	E-40	130141-0048	2447EZ	D-81
130137-0195	3085-10BLK	E-41	130138-0049	3400	E-55	130141-0051	2449	D-6, D-83
130137-0196	3085-10D123	E-37	130138-0050	3400-20	E-55	130141-0052	2504	D-6, D-79
130137-0199	3085F	E-39	130138-0051	3400-20A123	E-55	130141-0053	2507	D-6, D-95
130137-0204	3090F	E-39	130138-0053	3400L	E-55	130141-0054	2534	D-6, D-84
130137-0205	3090FBLK	E-41	130138-0054	3400L-20	E-55	130141-0056	2547	D-6, D-81
130137-0210	3091F	E-39	130138-0057	3410	E-55	130141-0057	2547GCM	D-81
130137-0211	3091FBLK	E-41	130138-0058	3410-20	E-55	130141-0060	2549	D-6, D-83
130137-0213	3095-000	E-43	130138-0059	3410L-20	E-55	130141-0061	2607	D-6, D-80
130137-0214	3095-002	E-43	130138-0061	3413-20	E-55	130141-0062	2647	D-6, D-85
130137-0216	3099	E-39	130138-0069	40-3660	E-53	130141-0063	2648	D-6, D-88
130137-0217	3099BLK	E-41	130138-0072	440	E-52	130141-0064	2649	D-6, D-90
130137-0221	3301GFA143	E-28	130138-0073	440F	E-52	130141-0065	2707	D-6, D-80
130137-0222	3301GFB143	E-28	130138-0075	446	E-52	130141-0066	2748	D-6, D-88
130137-0223	3301GFD143	E-28	130138-0076	70W33A123	E-31	130141-0067	2947	D-6, D-91
130137-0224	3301GFL143	E-28	130138-0077	70W33A123GF	E-31	130141-0068	2948	D-6, D-92
130137-0225	3301GGFA143	E-28	130138-0079	70W33L123	E-31	130141-0069	2949	D-6, D-94
130137-0226	3301GGFB143	E-28	130138-0081	70W33M123	E-31	130141-0070	85000	D-65
130137-0227	3301GGFL143	E-28	130138-0082	70W33M123GF	E-31	130141-0071	85002	D-65
130137-0234	3304GFA123	E-28	130138-0083	70W47A143GF	E-31	130142-0002	2608	D-6, D-96
130137-0235	3304GFB123	E-28	130138-0085	70W47L143	E-31	130142-0004	2608G	D-6, D-96
130137-0236	3304GFD123	E-28	130138-0086	70W47L143GF	E-31	130142-0006	2609	D-6, D-113
130137-0237	3304GFL123	E-28	130138-0087	70W47M143	E-31	130142-0009	2674	D-6, D-99
130137-0238	3304GGFA123	E-28	130138-0088	70W47M143GF	E-31	130142-0010	2675	D-6, D-101
130137-0240	3304GGFL123	E-28	130138-0095	77W47M123GF	E-31	130142-0012	2676	D-6, D-102
130137-0241	3362GF	E-33	130138-0096	3413L-20	E-55	130142-0014	2681	D-6, D-114
130137-0246	40-3070G	E-36	130138-0097	3410L	E-55	130142-0015	2682	D-6, D-114
130137-0293	3059BLK	E-41	130138-0102	3264	E-50	130142-0016	2683	D-6, D-115
130137-0294	3091BLK	E-41	130141-0006	1404	D-6, D-63	130142-0017	2708	D-6, D-96
130138-0004	459	E-33, E-49	130141-0007	1407	D-6, D-78	130142-0018	2708G	D-6, D-96
130138-0020	3051	E-40	130141-0008	1419	D-6, D-63	130142-0019	2709	D-6, D-113
130138-0021	3051BLK	E-42	130141-0010	1433	D-6, D-73	130142-0021	2747	D-6, D-85
130138-0022	3052	E-40	130141-0011	1433BLK	D-73	130142-0023	2749	D-6, D-90
130138-0023	3054	E-40	130141-0012	1433EZ	D-73	130142-0024	2774	D-6, D-99
130138-0024	3055	E-40	130141-0014	1434	D-6, D-72	130142-0025	2775	D-6, D-101
130138-0025	3056	E-40	130141-0015	1447	D-6, D-65	130142-0026	2776	D-6, D-102
130138-0026	3056BLK	E-42	130141-0016	1447BLK	D-65	130142-0028	2781	D-6, D-114
130138-0028	3057	E-40	130141-0017	1447EZ	D-65	130142-0029	2782	D-6, D-114
130138-0029	3058	E-40	130141-0020	1448	D-6, D-76	130142-0030	2783	D-6, D-115
130138-0030	3060	E-40	130141-0022	1449	D-6, D-70	130142-0031	2808	D-6, D-98
130138-0032	3061	E-40	130141-0023	1504	D-6, D-63	130142-0032	2809	D-6, D-113
130138-0033	3061BLK	E-42	130141-0024	1507	D-6, D-78	130142-0033	2847	D-6, D-91
130138-0034	3066	E-33	130141-0025	1533	D-6, D-73	130142-0034	2848	D-6, D-92
130138-0035	3260	E-50	130141-0027	1533GCM	D-73	130142-0035	2849	D-6, D-94
130138-0036	3260W	E-51	130141-0030	1534	D-6, D-72	130142-0036	2874	D-6, D-103
130138-0037	3261	E-50	130141-0031	1547	D-6, D-65	130142-0037	2875	D-6, D-104
130138-0038	3261W	E-51	130141-0032	1547BLK	D-65	130142-0038	2876	D-6, D-105
130138-0039	3262	E-50	130141-0033	1547GCM	D-65	130142-0039	2877	D-6, D-107
130138-0040	3262W	E-51	130141-0036	1548	D-6, D-76	130142-0040	2881	D-6, D-115
130138-0041	3263	E-50	130141-0038	1549	D-6, D-70	130142-0041	2882	D-6, D-116

Order No. Index

Order No.	Woodhead No.	Page	Order No.	Woodhead No.	Page	Order No.	Woodhead No.	Page
130142-0042	2883	D-6, D-116	130143-0171	2407B163	D-95	130143-0276	28W75B104	D-43
130142-0043	2974	D-6, D-103	130143-0174	2447A163	D-82	130143-0277	28W75D104	D-43
130142-0044	2975	D-6, D-104	130143-0176	2447B143	D-82	130143-0278	28W76A104	D-44
130142-0045	2976	D-6, D-105	130143-0178	2447D143	D-82	130143-0279	28W76A124	D-44
130142-0046	2977	D-6, D-107	130143-0180	24W04A142	D-20	130143-0280	28W77A104	D-45
130142-0047	2981	D-6, D-115	130143-0187	24W47A143	D-22	130143-0307	24W04D142	D-20
130142-0048	2982	D-6, D-116	130143-0189	24W47A163	D-22	130143-0308	26W81D125	D-50
130142-0049	2983	D-6, D-116	130143-0190	24W47B123	D-22	130143-0310	28W74A104BLK	D-42
130142-0051	8664	D-6, D-78, D-133	130143-0191	24W47B143	D-22	130143-0312	2848B103	D-93
130142-0052	8665	D-6, D-78, D-133	130143-0192	24W47B143IN	D-23	130144-0008	5176	D-7, D-63
130143-0014	2404MB	D-7, D-79	130143-0193	24W47B163	D-22	130144-0014	14F47	D-66, D-136
130143-0015	24W04B162	D-20	130143-0195	24W47D143	D-22	130144-0016	14R47	D-66, D-136
130143-0017	24W34A163	D-26	130143-0196	24W47D163	D-22	130144-0017	24T04	D-7, D-79
130143-0018	28W75B124	D-43	130143-0198	24W49A143	D-25	130144-0019	25T04	D-7, D-79
130143-0083	1404A162	D-64	130143-0201	2608B143	D-97	130144-0021	26T07	D-7, D-80
130143-0084	1433A123	D-74	130143-0203	2647A123	D-86	130144-0022	27T07	D-7, D-80
130143-0086	1433A143	D-74	130143-0204	2647A143	D-86	130144-0023	4720	D-7, D-81
130143-0088	1433B123	D-74	130143-0205	2647B123	D-86	130144-0024	4720YL	D-81
130143-0091	1433D123	D-74	130143-0207	2647B143	D-86	130144-0025	4729	D-7, D-81
130143-0093	1447A123	D-68	130143-0209	2647D123	D-86	130144-0026	4729YL	D-81
130143-0095	1447A143	D-68	130143-0210	2647E123IN	D-86	130144-0027	4730	D-7, D-95
130143-0097	1447A163	D-68	130143-0211	2648A123	D-89	130144-0029	4739	D-7, D-95
130143-0099	1447B123	D-68	130143-0212	2648A143	D-89	130144-0031	4770	D-7, D-84
130143-0102	1447B143	D-68	130143-0214	2674B124	D-100	130144-0033	4779	D-7, D-84
130143-0103	1447B143IN	D-68	130143-0217	26W08A143	D-36	130144-0034	5166	D-7, D-63
130143-0104	1447B163	D-68	130143-0218	26W08B143	D-36	130144-0035	5169	D-7, D-63
130143-0111	1447D143	D-68	130143-0221	26W47A123	D-27	130144-0036	5266	D-7, D-66
130143-0113	1447D163	D-68	130143-0222	26W47A143	D-27	130144-0043	5266YL	D-66
130143-0114	1447L143	D-68	130143-0223	26W47B123	D-27	130144-0044	5269	D-7, D-66
130143-0115	1448A143	D-77	130143-0224	26W47B123IN	D-27	130144-0048	5269L	D-66, D-136
130143-0119	1449B143	D-71	130143-0225	26W47B143	D-27	130144-0050	5269YL	D-66
130143-0121	14W33A123	D-15	130143-0226	26W47D123	D-27	130144-0053	5366	D-7, D-73
130143-0124	14W33A143	D-15	130143-0227	26W47D143	D-27	130144-0054	5366ORG	D-73
130143-0125	14W33B123	D-15	130143-0228	26W47E123IN	D-27	130144-0057	5369	D-7, D-73
130143-0126	14W33B123IN	D-15	130143-0235	26W74A124	D-39	130144-0061	5466	D-7, D-76
130143-0129	14W33D123	D-15	130143-0236	26W74A124BLK	D-39	130144-0062	5466YL	D-76
130143-0131	14W33D143	D-15	130143-0237	26W74A144	D-39	130144-0063	5469	D-7, D-76
130143-0134	14W47A143	D-9	130143-0238	26W74B124	D-39	130144-0064	5469YL	D-76
130143-0135	14W47A143IN	D-10	130143-0240	26W74B144	D-39	130144-0065	5666	D-7, D-70
130143-0137	14W47A163	D-9	130143-0245	26W76A124	D-41	130144-0067	5669	D-7, D-70
130143-0138	14W47B123	D-9	130143-0246	26W76A144	D-41	130144-0069	5766	D-7, D-72
130143-0139	14W47B123IN	D-10	130143-0247	26W76B124	D-41	130144-0071	5769	D-7, D-72
130143-0140	14W47B143	D-9	130143-0248	26W81A145	D-50	130144-0075	85050	D-66, D-136
130143-0141	14W47B143IN	D-10	130143-0252	2847A123	D-91	130144-0076	85053	D-73
130143-0143	14W47B163	D-9	130143-0254	2848A103	D-93	130144-0077	85125	D-136
130143-0148	14W47D123	D-9	130143-0255	2848A123	D-93	130144-0078	85266	D-66
130143-0149	14W47D123IN	D-10	130143-0257	2876B104	D-106	130144-0079	85266YL	D-66
130143-0150	14W47D143	D-9	130143-0261	28W47A103	D-32	130144-0080	85269	D-66
130143-0151	14W47D143IN	D-10	130143-0262	28W47A123	D-32	130144-0081	85269YL	D-66
130143-0153	14W47D163	D-9	130143-0263	28W47B103	D-32	130144-0082	85366	D-73
130143-0154	14W47	D-4	130143-0266	28W48A103	D-33	130144-0084	85369	D-73
130143-0154	14W47L143	D-9	130143-0270	28W74A104	D-42	130144-0087	85447	D-66, D-136
130143-0156	14W48D143	D-17	130143-0271	28W74B104	D-42	130144-0088	85447L	D-66, D-136
130143-0157	14W49A143	D-12	130143-0273	28W74D104	D-42	130144-0089	85547	D-66
130143-0159	14W49B143	D-12	130143-0274	28W75A104	D-43	130144-0094	603	A-35
130143-0169	2407A143	D-95	130143-0275	28W75A124	D-43	130145-0002	26T08	D-7, D-96

Order No. Index

<i>Order No.</i>	<i>Woodhead No.</i>	<i>Page</i>	<i>Order No.</i>	<i>Woodhead No.</i>	<i>Page</i>	<i>Order No.</i>	<i>Woodhead No.</i>	<i>Page</i>
130145-0008	26T47	D-7, D-85	130146-0072	15W48MB	D-5, D-18	130146-0151	65W47DPLX	D-5, D-24
130145-0010	26T47YL	D-85	130146-0074	15W49	D-4, D-12	130146-0153	65W49	D-5, D-25
130145-0011	26T48	D-7, D-88	130146-0076	15W49MB	D-5, D-12	130146-0154	65W49DPLX	D-5, D-25
130145-0012	26T48YL	D-88	130146-0077	24W04	D-4, D-20	130146-0155	66W07	D-5, D-21
130145-0013	26T49	D-7, D-90	130146-0078	24W07	D-4, D-35	130146-0156	67W07	D-5, D-21
130145-0015	26T74	D-7, D-99	130146-0079	24W34	D-4, D-26	130146-0157	67W07DPLX	D-5, D-21
130145-0017	26T75	D-7, D-101	130146-0080	24W34BLK.	D-26	130147-0005	68W49	D-5
130145-0019	26T76	D-7, D-102	130146-0082	24W47	D-4, D-22	130147-0012	26W08	D-4, D-36
130145-0025	27T08	D-7, D-96	130146-0083	24W47BLK.	D-22	130147-0014	26W08G	D-4, D-37
130145-0030	27T47	D-7, D-85	130146-0084	24W47EZ	D-22	130147-0015	26W09	D-4, D-48
130145-0031	27T47YL	D-85	130146-0088	24W49	D-4, D-25	130147-0016	26W09BLK.	D-48
130145-0032	27T48	D-7, D-88	130146-0090	25W04	D-4, D-20	130147-0017	26W10	D-4, D-53
130145-0033	27T48YL	D-88	130146-0091	25W04MB	D-5, D-20	130147-0018	26W47	D-4, D-27
130145-0034	27T49	D-7, D-90	130146-0092	25W07	D-4, D-35	130147-0019	26W47BLK.	D-27
130145-0035	27T74	D-7, D-99	130146-0094	25W07MB	D-5, D-35	130147-0021	26W48	D-4, D-30
130145-0037	27T75	D-7, D-101	130146-0095	25W34	D-4, D-26	130147-0022	26W48BLK.	D-30
130145-0039	27T76	D-7, D-102	130146-0096	25W34BLK.	D-26	130147-0023	26W49	D-4, D-31
130145-0048	28T47	D-7, D-91	130146-0097	25W34MB	D-5, D-26	130147-0025	26W74	D-4, D-39
130145-0050	28T48	D-7, D-92	130146-0099	25W47	D-4, D-22	130147-0026	26W74BLK.	D-39
130145-0052	28T74	D-7, D-103	130146-0100	25W47BLK.	D-22	130147-0027	26W75	D-4, D-40
130145-0054	28T75	D-7, D-104	130146-0101	25W47GCM	D-22	130147-0028	26W75BLK.	D-40
130145-0056	28T76	D-7, D-105	130146-0103	25W47MB	D-5, D-24	130147-0029	26W76	D-4, D-41
130145-0058	28T77	D-7, D-107	130146-0106	25W49	D-4, D-25	130147-0030	26W76BLK.	D-41
130145-0066	2908	D-6, D-98	130146-0107	25W49MB	D-5, D-25	130147-0031	26W81	D-4, D-50
130145-0067	2909	D-6, D-113	130146-0108	26W07	D-4, D-21	130147-0032	26W81BLK.	D-50
130145-0071	29T47	D-7, D-91	130146-0110	27W07	D-4, D-21	130147-0033	26W82	D-4, D-51
130145-0072	29T48	D-7, D-92	130146-0112	27W07MB	D-5, D-21	130147-0034	26W83	D-4, D-52
130145-0076	29T74	D-7, D-103	130146-0114	59W07	D-5	130147-0035	27W08	D-4, D-36
130145-0078	29T75	D-7, D-104	130146-0115	59W33	D-5, D-16	130147-0036	27W08G	D-4, D-37
130145-0080	29T76	D-7, D-105	130146-0116	59W47	D-5, D-11	130147-0037	27W08MB	D-5, D-36
130145-0082	29T77	D-7, D-107	130146-0117	59W48	D-5, D-18	130147-0038	27W09	D-4, D-48
130146-0015	14W07	D-4, D-19	130146-0118	59W49	D-5, D-12	130147-0039	27W09BLK.	D-48
130146-0016	14W07A163	D-19	130146-0121	60W07	D-5, D-19	130147-0040	27W09MB	D-5, D-48
130146-0022	14W33	D-4, D-14	130146-0122	60W07DPLX	D-5, D-19	130147-0041	27W10	D-4, D-53
130146-0023	14W33BLK.	D-14	130146-0123	60W33	D-5, D-16	130147-0043	27W10MB	D-5, D-53
130146-0024	14W33EZ	D-14	130146-0125	60W33DPLX	D-5, D-16	130147-0044	27W47	D-4, D-27
130146-0028	14W34	D-4, D-13	130146-0127	60W34	D-5, D-13	130147-0045	27W47BLK.	D-27
130146-0031	14W47	D-9	130146-0128	60W34DPLX	D-5, D-13	130147-0047	27W47MB	D-5, D-29
130146-0032	14W47BLK.	D-9	130146-0129	60W47	D-5, D-11	130147-0048	27W48	D-4, D-30
130146-0035	14W47EZ	D-9	130146-0130	60W47BLK.	D-11	130147-0049	27W48BLK.	D-30
130146-0040	14W48	D-4, D-17	130146-0131	60W47DPLX	D-5, D-11	130147-0050	27W48MB	D-5, D-30
130146-0041	14W48BLK.	D-17	130146-0133	60W48	D-5, D-18	130147-0051	27W49	D-4, D-31
130146-0044	14W49	D-4, D-12	130146-0135	60W48DPLX	D-5, D-18	130147-0052	27W49MB	D-5, D-31
130146-0045	14W49BLK.	D-12	130146-0137	60W49	D-5, D-12	130147-0053	27W74	D-4, D-39
130146-0050	15W07	D-4, D-19	130146-0138	60W49DPLX	D-5, D-12	130147-0054	27W74BLK.	D-39
130146-0052	15W33	D-4, D-14	130146-0139	64W04	D-5, D-20	130147-0055	27W74MB	D-5, D-39
130146-0053	15W33BLK.	D-14	130146-0140	64W07	D-5, D-35	130147-0056	27W75	D-4, D-40
130146-0054	15W33GCM	D-14	130146-0141	64W34	D-5, D-26	130147-0057	27W75BLK.	D-40
130146-0056	15W33MB	D-5, D-16	130146-0142	64W47	D-5, D-24	130147-0058	27W75MB	D-5, D-40
130146-0059	15W34	D-4, D-13	130146-0143	64W49	D-5, D-25	130147-0059	27W76	D-4, D-41
130146-0060	15W47	D-4, D-9	130146-0145	65W07	D-5, D-35	130147-0060	27W76BLK.	D-41
130146-0061	15W47BLK.	D-9	130146-0146	65W07DPLX	D-5, D-35	130147-0061	27W76MB	D-5, D-41
130146-0063	15W47GCM	D-9	130146-0147	65W34	D-5, D-26	130147-0062	27W81	D-4, D-50
130146-0065	15W47MB	D-5, D-11	130146-0148	65W34DPLX	D-5, D-26	130147-0063	27W81BLK.	D-50
130146-0068	15W48	D-4, D-17	130146-0149	65W47	D-5, D-24	130147-0064	27W81MB	D-5, D-50
130146-0069	15W48BLK.	D-17	130146-0150	65W47BLK.	D-24	130147-0065	27W82	D-4, D-51

Order No. Index

Order No.	Woodhead No.	Page	Order No.	Woodhead No.	Page	Order No.	Woodhead No.	Page
130147-0066	27W82MB	D-5, D-51	130147-0129	66W49	D-5, D-31	130148-0102	5362DWI	D-74
130147-0067	27W83	D-4, D-52	130147-0131	66W74	D-5, D-39	130148-0104	5362DWR	D-74
130147-0068	27W83MB	D-5, D-52	130147-0132	66W75	D-5, D-40	130148-0106	5452DW	D-76
130147-0069	28W08	D-4, D-38	130147-0133	66W76	D-5, D-41	130148-0107	5462DW	D-76
130147-0071	28W09	D-4, D-49	130147-0134	66W81	D-5, D-50	130148-0108	5462DWCR	D-76
130147-0072	28W47	D-4, D-32	130147-0135	66W82	D-5, D-51	130148-0111	5662DW	D-70
130147-0073	28W47BLK	D-32	130147-0136	66W83	D-5, D-52	130148-0112	5662DWCR	D-70
130147-0074	28W48	D-4, D-33	130147-0137	67W08	D-5, D-36	130148-0114	85262DW	D-67
130147-0075	28W48BLK	D-33	130147-0139	67W09	D-5, D-48	130148-0115	85262DWI	D-67
130147-0076	28W49	D-4	130147-0140	67W10	D-5, D-53	130148-0116	85262DWR	D-67
130147-0077	28W74	D-4, D-42	130147-0141	67W47	D-5, D-29	130148-0117	85262DWW	D-67
130147-0078	28W74BLK	D-42	130147-0142	67W47BLK	D-29	130148-0118	85362DW	D-74
130147-0079	28W75	D-4, D-43	130147-0144	67W48	D-5, D-30	130148-0119	85362DWBLK	D-74
130147-0080	28W75BLK	D-43	130147-0145	67W49	D-5, D-31	130148-0121	85362DWI	D-74
130147-0081	28W76	D-4, D-44	130147-0146	67W64	D-5, D-34	130148-0122	85362DWR	D-74
130147-0082	28W76BLK	D-44	130147-0147	67W74	D-5, D-39	130148-0123	85362DWW	D-74
130147-0083	28W77	D-4, D-45	130147-0149	67W75	D-5, D-40	130149-0005	1404MB	D-7, D-64
130147-0084	28W77BLK	D-45	130147-0150	67W76	D-5, D-41	130149-0007	1433MB	D-7, D-74
130147-0085	28W81	D-4, D-54	130147-0151	67W81	D-5, D-50	130149-0008	1447MB	D-7, D-67
130147-0086	28W82	D-4, D-55	130147-0152	67W81BLK	D-50	130149-0011	1533MB	D-7, D-74
130147-0088	28W83	D-4, D-56	130147-0153	67W82	D-5, D-51	130149-0012	1547MB	D-7, D-67
130147-0089	29W08	D-4, D-38	130147-0154	67W83	D-5, D-52	130149-0013	1548MB	D-7, D-76
130147-0090	29W08MB	D-5, D-38	130147-0155	68W08	D-5, D-38	130149-0014	2407MB	D-7, D-95
130147-0091	29W09	D-4, D-49	130147-0157	68W47	D-5, D-32	130149-0016	2447MB	D-7, D-81
130147-0093	29W47	D-4, D-32	130147-0158	68W48	D-5, D-33	130149-0017	2449MB	D-7, D-83
130147-0094	29W47BLK	D-32	130147-0159	68W74	D-5, D-42	130149-0018	2504MB	D-7, D-79
130147-0095	29W47MB	D-5, D-32	130147-0160	68W75	D-5, D-43	130149-0019	2507MB	D-7, D-95
130147-0096	29W48	D-4, D-33	130147-0161	68W76	D-5, D-44	130149-0020	2534MB	D-7, D-84
130147-0097	29W48BLK	D-33	130147-0162	68W77	D-5, D-45	130149-0021	2547MB	D-7, D-81
130147-0098	29W48MB	D-5, D-33	130147-0163	68W81	D-5, D-54	130149-0022	2549MB	D-7, D-83
130147-0099	29W49	D-4	130147-0164	68W82	D-5, D-55	130149-0024	2608MB	D-7, D-96
130147-0101	29W49MB	D-5	130147-0165	68W83	D-5, D-56	130149-0027	2647MB	D-7, D-85
130147-0102	29W74	D-4, D-42	130147-0166	69W08	D-5, D-38	130149-0028	2648MB	D-7, D-88
130147-0103	29W74BLK	D-42	130147-0168	69W47	D-5, D-32	130149-0029	2674MB	D-7, D-99
130147-0104	29W74MB	D-5, D-42	130147-0169	69W48	D-5, D-33	130149-0036	2708MB	D-7, D-96
130147-0105	29W75	D-4, D-43	130147-0170	69W49	D-5	130149-0039	2747MB	D-7, D-85
130147-0106	29W75BLK	D-43	130147-0173	69W74	D-5, D-42	130149-0040	2748MB	D-7, D-88
130147-0107	29W75MB	D-5, D-43	130147-0174	69W75	D-5, D-43	130149-0041	2749MB	D-7, D-90
130147-0108	29W76	D-4, D-44	130147-0175	69W76	D-5, D-44	130149-0042	2774MB	D-7, D-99
130147-0109	29W76BLK	D-44	130147-0176	69W77	D-5, D-45	130149-0048	2847MB	D-7
130147-0110	29W76MB	D-5, D-44	130147-0177	69W81	D-5, D-54	130149-0049	2848MB	D-7
130147-0111	29W77	D-4, D-45	130147-0178	69W82	D-5, D-55	130149-0051	2874MB	D-7, D-103
130147-0112	29W77BLK	D-45	130147-0179	69W83	D-5, D-56	130149-0052	2875MB	D-7, D-104
130147-0115	29W77MB	D-5, D-45	130148-0072	4204	F-9	130149-0053	2876MB	D-7, D-105
130147-0116	29W81	D-4, D-54	130148-0073	4205	F-9	130149-0059	2974MB	D-7, D-103
130147-0117	29W81MB	D-5, D-54	130148-0074	4700DW	D-81	130149-0060	2975MB	D-7, D-104
130147-0118	29W82	D-4, D-55	130148-0075	5252DW	D-67	130149-0061	2976MB	D-7, D-105
130147-0119	29W82MB	D-5, D-55	130148-0076	5252DWBLK	D-67	130149-0066	4747	D-85
130147-0120	29W83	D-4, D-56	130148-0083	5262DW	D-67	130149-0067	4747CR	D-85
130147-0121	29W83MB	D-5, D-56	130148-0084	5262DWCR	D-67	130149-0068	4748	D-88
130147-0122	64W64	D-5, D-47	130148-0086	5262DWI	D-67	130149-0069	4748CR	D-88
130147-0124	66W08	D-5, D-36	130148-0089	5262DWW	D-67	130149-0070	4749	D-90
130147-0125	66W09	D-5, D-48	130148-0091	5362DWBL	D-74	130149-0071	4774	D-99
130147-0126	66W10	D-5, D-53	130148-0097	5362DW	D-74	130149-0072	4775	D-101
130147-0127	66W47	D-5, D-29	130148-0099	5362DWBLK	D-74	130149-0074	4776	D-102
130147-0128	66W48	D-5, D-30	130148-0100	5362DWCR	D-74	130149-0085	4976	D-105

Order No. Index

Order No.	Woodhead No.	Page	Order No.	Woodhead No.	Page	Order No.	Woodhead No.	Page
130149-0086	4976CR	D-105	130150-0169	430P5W	D-61	130151-0020	1730	D-117, D-118
130149-0087	5261DW	D-67	130150-0170	430P7	D-120	130151-0021	1732	D-117, D-118
130149-0088	5261DWI	D-67	130150-0171	430P7W	D-61	130151-0022	1733	D-117, D-118
130149-0089	5361DW	D-74	130150-0173	430P9W	D-61	130151-0023	1740	D-117, D-118
130149-0094	85447MB	D-67	130150-0175	430R5W	D-61	130151-0024	1741	D-117, D-118
130150-0036	320C4	D-120	130150-0177	430R7W	D-61	130151-0025	1744	D-117, D-118
130150-0037	320C4W	D-61	130150-0179	430R9W	D-61	130151-0026	1783	D-117, D-118
130150-0038	320C5	D-120	130150-0185	460C12	D-120	130152-0016	600	A-35
130150-0039	320C6	D-120	130150-0186	460C12W	D-61	130152-0020	601	A-35
130150-0040	320C6W	D-61	130150-0187	460C5	D-120	130152-0021	606	A-35
130150-0049	320P4	D-120	130150-0188	460C5W	D-61	130153-0017	09484	E-6
130150-0050	320P4W	D-61	130150-0189	460C7	D-120	130153-0019	15050-1	E-22
130150-0051	320P5	D-120	130150-0190	460C7W	D-61	130153-0020	15050-1A	E-5
130150-0052	320P6	D-120	130150-0191	460C9	D-120	130153-0021	15050-1M	E-5
130150-0053	320P6W	D-61	130150-0192	460C9W	D-61	130153-0022	15050-25	E-22
130150-0056	320R4	D-120	130150-0198	460P12	D-120	130153-0023	15050-25A	E-5
130150-0057	320R4W	D-61	130150-0199	460P12W	D-61	130153-0024	15050-25M	E-5
130150-0058	320R6	D-120	130150-0200	460P5	D-120	130153-0025	15050-25TT	E-22
130150-0059	320R6W	D-61	130150-0201	460P5W	D-61	130153-0026	15050-25TTA	E-5, E-20
130150-0105	4100C12W	D-61	130150-0202	460P7	D-120	130153-0027	15050-25TTM	E-5, E-20
130150-0106	4100C5W	D-61	130150-0203	460P7W	D-61	130153-0028	15050-3TT	E-22
130150-0107	4100C7W	D-61	130150-0204	460P9	D-120	130153-0029	15050-3TTA	E-5, E-20
130150-0108	4100C9W	D-61	130150-0205	460P9W	D-61	130153-0030	15050-3TTM	E-5, E-20
130150-0112	4100P12W	D-61	130150-0206	460R12	D-120	130153-0031	15050-50A	E-5
130150-0113	4100P5W	D-61	130150-0207	460R12W	D-61	130153-0032	15050-50M	E-5
130150-0114	4100P7W	D-61	130150-0208	460R5	D-120	130153-0033	15050-50TT	E-22
130150-0115	4100P9W	D-61	130150-0209	460R5W	D-61	130153-0034	15050-50TTA	E-5, E-20
130150-0116	4100R12W	D-61	130150-0210	460R7	D-120	130153-0035	15050-50TTM	E-5, E-20
130150-0117	4100R5W	D-61	130150-0211	460R7W	D-61	130153-0036	15050-6	E-22
130150-0118	4100R7W	D-61	130150-0212	460R9	D-120	130153-0037	15050-6A	E-5
130150-0119	4100R9W	D-61	130150-0213	460R9W	D-61	130153-0038	15050-6M	E-5
130150-0125	420C5	D-120	130150-0227	520C7	D-120	130153-0039	15050-6TT	E-22
130150-0126	420C5W	D-61	130150-0229	520C9	D-120	130153-0040	15050-6TTA	E-5, E-20
130150-0127	420C7	D-120	130150-0238	520P7	D-120	130153-0041	15050-6TTM	E-5, E-20
130150-0128	420C7W	D-61	130150-0240	520P9	D-120	130153-0042	15051-1	E-22
130150-0129	420C9W	D-61	130150-0242	520R7	D-120	130153-0043	15051-1A	E-6
130150-0135	420P12	D-120	130150-0244	520R9	D-120	130153-0044	15051-1M	E-6
130150-0136	420P12W	D-61	130150-0280	Y560B	D-119	130153-0045	15051-25	E-22
130150-0137	420P5	D-120	130150-0282	Y560CF	D-119	130153-0046	15051-25A	E-6
130150-0138	420P5W	D-61	130150-0284	Y560PF	D-119	130153-0047	15051-25M	E-6
130150-0139	420P7	D-120	130150-0285	Y560R	D-119	130153-0048	15051-50	E-22
130150-0141	420P9	D-120	130150-0287	Y561R	D-119	130153-0049	15051-50A	E-6
130150-0142	420P9W	D-61	130150-0288	420C9	D-120	130153-0050	15051-50M	E-6
130150-0143	420R12	D-120	130150-0289	320R5	D-120	130153-0051	15051-6	E-22
130150-0144	420R12W	D-61	130150-0320	DW4M20	D-60	130153-0052	15051-6A	E-6
130150-0145	420R5	D-120	130150-0325	DW4F20	D-60	130153-0053	15051-6M	E-6
130150-0146	420R5W	D-61	130151-0001	00136	D-117, D-118	130153-0056	15052-1A	E-6
130150-0147	420R7	D-120	130151-0002	00137	D-117, D-118	130153-0059	15052-1M	E-6
130150-0148	420P7W	D-61	130151-0012	1702	D-117, D-118	130153-0061	15052-25A	E-6
130150-0148	420R7W	D-61	130151-0013	1704	D-117, D-118	130153-0063	15052-25M	E-6
130150-0149	420R9	D-120	130151-0014	1705	D-117, D-118	130153-0065	15052-50A	E-6
130150-0150	420R9W	D-61	130151-0015	1706	D-117, D-118	130153-0066	15052-50M	E-6
130150-0156	430C5W	D-61	130151-0016	1708	D-117, D-118	130153-0068	15052-6A	E-6
130150-0157	430C7	D-120	130151-0017	1712	D-117, D-118	130153-0070	15052-6M	E-6
130150-0158	430C7W	D-61	130151-0018	1719	D-117, D-118	130153-0071	15053-2	E-23
130150-0160	430C9W	D-61	130151-0019	1725	D-117, D-118	130153-0072	15053-25	E-23

Order No. Index

<i>Order No.</i>	<i>Woodhead No.</i>	<i>Page</i>	<i>Order No.</i>	<i>Woodhead No.</i>	<i>Page</i>	<i>Order No.</i>	<i>Woodhead No.</i>	<i>Page</i>
130153-0073	15053-25A	E-8	130153-0147	20054-6	E-24	130153-0253	30053-0A2P	E-18
130153-0074	15053-25M	E-8	130153-0153	24052-0A	E-9	130153-0254	30053-0A5P	E-18
130153-0075	15053-2A	E-8	130153-0154	24052-0M	E-9	130153-0261	30051-0A	E-14, E-21
130153-0076	15053-2M	E-8	130153-0155	24052-1A	E-13	130153-0262	30051-0M	E-14, E-21
130153-0077	15053-50	E-23	130153-0156	24052-1M	E-13	130153-0265	30053-2AF	E-17
130153-0078	15053-50A	E-8	130153-0157	24052-1MLDA	E-13	130153-0266	30053-2MF	E-17
130153-0079	15053-50M	E-8	130153-0158	24052-1MLDM	E-13	130153-0267	15051-0M	E-5
130153-0080	15053W-2	E-23	130153-0159	24052-25A	E-13	130154-0033	1433-W	D-75
130153-0081	15053W-25	E-23	130153-0160	24052-25M	E-13	130154-0034	1433-Y	D-75
130153-0082	15053W-25A	E-8	130153-0161	24052-6A	E-13	130154-0035	1447-W	D-69
130153-0083	15053W-25M	E-8	130153-0162	24052-6M	E-13	130154-0037	1447-W-IN	D-69
130153-0084	15053W-2A	E-8	130153-0163	30051-1	E-25	130154-0038	1447-Y	D-69
130153-0085	15053W-2M	E-8	130153-0164	30051-1A	E-14, E-21	130154-0039	1447-YB	D-69
130153-0087	15053W-50A	E-8	130153-0165	30051-1M	E-14, E-21	130154-0040	1447-Y-IN	D-69
130153-0088	15053W-50M	E-8	130153-0166	30051-1MLDA	E-14	130154-0041	1448-Y	D-77
130153-0089	15054	E-23	130153-0167	30051-1MLDM	E-14	130154-0042	1449-W	D-71
130153-0090	15054-1	E-23	130153-0168	30051-25A	E-14, E-21	130154-0043	14W33-W	D-15
130153-0091	15054-1A	E-7, E-21	130153-0169	30051-25M	E-14, E-21	130154-0044	14W33-Y	D-15
130153-0092	15054-1M	E-7, E-21	130153-0170	30051-6	E-25	130154-0046	14W47-W	D-10
130153-0093	15054-1TTA	E-7	130153-0171	30051-6A	E-14, E-21	130154-0047	14W47-W-IN	D-11
130153-0094	15054-1TTM	E-7	130153-0172	30051-6M	E-14, E-21	130154-0048	14W47-Y	D-10
130153-0095	15054-25A	E-7, E-21	130153-0174	30052-1A	E-15	130154-0049	14W47-Y-IN	D-11
130153-0096	15054-25M	E-7, E-21	130153-0175	30052-1M	E-15	130154-0050	14W48-W	D-17
130153-0097	15054-25TTA	E-7	130153-0176	30052-25A	E-15	130154-0052	14W48-Y	D-17
130153-0098	15054-25TTM	E-7	130153-0177	30052-25M	E-15	130154-0055	2447-W	D-82
130153-0099	15054A	E-7	130153-0179	30052-6A	E-15	130154-0056	2447-Y	D-82
130153-0100	15054M	E-7	130153-0180	30052-6M	E-15	130154-0058	24W47-W	D-23
130153-0109	20051-0A	E-9, E-20	130153-0181	30053-0A	E-16	130154-0059	24W47-W-IN	D-23
130153-0110	20051-0M	E-9, E-20	130153-0182	30053-0M	E-16	130154-0060	24W47-Y	D-23
130153-0111	20051-1	E-24	130153-0184	30053-1A	E-16	130154-0061	24W47-Y-IN	D-23
130153-0112	20051-1A	E-9, E-20	130153-0185	30053-1M	E-16	130154-0062	2647-W	D-87
130153-0113	20051-1M	E-9, E-20	130153-0187	30053-25A	E-16	130154-0063	2647-W-IN	D-87
130153-0114	20051-1MLDA	E-12	130153-0188	30053-25M	E-16	130154-0064	2647-Y	D-87
130153-0115	20051-1MLDM	E-12	130153-0190	30053-6A	E-16	130154-0065	2647-Y-IN	D-87
130153-0116	20051-25	E-24	130153-0191	30053-6M	E-16	130154-0068	26W47-W	D-28
130153-0117	20051-25A	E-9, E-20	130153-0193	30054-1A	E-17	130154-0069	26W47-W-IN	D-28
130153-0118	20051-25M	E-9, E-20	130153-0194	30054-1M	E-17	130154-0070	26W47-Y	D-28
130153-0119	20051-6	E-24	130153-0196	30054-25A	E-17	130154-0071	26W47-Y-IN	D-28
130153-0120	20051-6A	E-9, E-20	130153-0197	30054-25M	E-17	130154-0073	2848-Y	D-93
130153-0121	20051-6M	E-9, E-20	130153-0199	30054-6A	E-17	130154-0105	1433-W-IN	D-75
130153-0123	20052-1A	E-10	130153-0200	30054-6M	E-17	130154-0106	2608-Y	D-97
130153-0126	20052-1M	E-10	130153-0227		E-6	130155-0017	6902	E-33
130153-0128	20052-25A	E-10	130153-0239	30053-2M6F	E-19	130155-0018	6903	E-33
130153-0130	20052-25M	E-10	130153-0240	30053-2M3F	E-19	130155-0020	14W	D-57
130153-0132	20052-6A	E-10	130153-0241	30053-2M2F	E-19	130155-0021	14WBLK	D-57
130153-0134	20052-6M	E-10	130153-0242	30053-2M5F	E-19	130155-0028	26W	D-57
130153-0137	20053-2	E-24	130153-0243	30053-2A6F	E-19	130155-0029	26WBLK	D-57
130153-0138	20053-2A	E-11	130153-0244	30053-2A3F	E-19	130155-0030	28W	D-58
130153-0139	20053-2M	E-11	130153-0245	30053-2A2F	E-19	130155-0031	28WBLK	D-58
130153-0140	20053W-2	E-24	130153-0246	30053-2A5F	E-19	130155-0032	30W	D-58
130153-0141	20053W-2A	E-11	130153-0247	30053-0M6P	E-18	130155-0041	3764N	D-7, D-112
130153-0142	20053W-2M	E-11	130153-0248	30053-0M3P	E-18	130155-0042	3765N	D-7, D-112
130153-0143	20053W-6	E-24	130153-0249	30053-0M2P	E-18	130155-0043	3769	D-7, D-112
130153-0144	20054	E-22, E-24	130153-0250	30053-0M5P	E-18	130155-0044	3775	D-7, D-112
130153-0145	20054-1	E-24	130153-0251	30053-0A6P	E-18	130155-0077	50W50	D-57
130153-0146	20054-25	E-24	130153-0252	30053-0A3P	E-18	130155-0078	50W50BLK	D-57

Order No. Index

Order No.	Woodhead No.	Page	Order No.	Woodhead No.	Page	Order No.	Woodhead No.	Page
130155-0080	50W52	D-57	130180-0163	00-4963	C-11, C-18	130180-0408	00-4986	C-14, C-15, C-20, D-59, E-50
130155-0081	50W52BLK	D-57	130180-0179	00-1470	A-7	130180-0409	00-4987	C-14, C-15, C-20, D-59, E-50
130155-0082	50W54	D-58	130180-0181	00-1480	A-7	130180-0410	00-4990	C-16, C-21, D-59
130155-0083	50W54BLK	D-58	130180-0182	00-1490	A-7	130180-0411	00-4991	C-16, C-21, D-59
130155-0084	50W56	D-58	130180-0186	00-4962	C-11, C-18	130180-0412	00-4994	C-16, C-21, D-59
130155-0091	60W33DPLXGF	D-16	130180-0278	00-4980	C-14, C-15, C-20, D-59, E-50	130180-0413	00-4995	C-16, C-21, D-59
130155-0092	60W47DPLXGF	D-11	130180-0279	00-4981	C-14, C-15, C-20, D-59, E-50	130180-0414	00-4997	C-16, C-21, D-59
130155-0104	63W64	D-4, D-46	130180-0280	00-4982	C-14, C-15, C-20, D-59, E-50	130180-0468	00-5150	F-6
130155-0105	63W65	D-4, D-46	130180-0281	00-4983	C-14, C-15, C-20, D-59, E-50	130185-0358	6702	E-33
130155-0107	6503	E-33	130180-0282	00-4992	C-16, C-21, D-59	130185-0471	37-8574	A-29
130155-0108	65W47DPLXGF	D-24	130180-0283	00-4993	C-16, C-21, D-59	130185-0558	37-8564	A-29
130155-0109	6703	E-33	130180-0284	00-4996	C-16, C-21, D-59	130186-0318	42-2190	F-6
130155-0110	67W47GF	D-29	130180-0285	00-4998	C-16, C-21, D-59	130186-0535	40-9100	E-33
130155-0122	7764N	D-111	130180-0286	00-5263	C-12, C-13, C-18, D-59	130186-0561	40-9456	A-7
130155-0123	7765N	D-111	130180-0287	00-5264	C-12, C-13, C-18, D-59	130186-0719	40-9441	A-7
130155-0133	CS6364N	D-108	130180-0288	00-5266	C-12, C-13, C-18, D-59	130191-0021	34-0350	A-19
130155-0134	CS6365N	D-108	130180-0289	00-5267	C-12, C-18, D-59	130191-0031	1652-12	A-9, A-10
130155-0135	CS6369	D-7, D-108	130180-0308	00-5070	C-17, C-22, D-59	130191-0035	34-0120	A-19
130155-0137	CS6375	D-7, D-108	130180-0309	00-5071	C-17, C-22, D-59	130191-0036	34-0130	A-19
130155-0141	CS63W64	D-4, D-46	130180-0310	00-5072	C-17, C-22, D-59	130191-0085	306	A-35
130155-0142	CS63W65	D-4, D-46	130180-0311	00-5073	C-17, C-22, D-59	130191-0086	1253	A-10, A-13
130155-0144	CS8164N	D-7, D-110	130180-0312	00-5074	C-17, C-22, D-59	130198-0118	420C12W	D-61
130155-0145	CS8165N	D-7, D-110	130180-0314	00-0820	C-23	130198-0124	420C12	D-120
130155-0146	CS8169	D-7, D-110	130180-0315	00-1921	C-13, C-19	130201-0750	50-8578	A-30
130155-0147	CS8175	D-7, D-110	130180-0316	00-1922	C-13, C-19	130203-1295	71-4220	F-7, F-13
130155-0148	CS81W64	D-4, D-47	130180-0317	00-1923	C-13, C-19	130226-1600	9501	B-14
130155-0149	CS81W65	D-4, D-47	130180-0318	00-1924	C-13, C-19	130226-1601	9503	B-14
130155-0154	CS82W64	D-4, D-34	130180-0319	00-1925	C-13, C-19	130228-0721	31-5800	F-6
130155-0155	CS82W65	D-4, D-34	130180-0333	00-0822	C-23	130243-0001	1075HZ25025143	A-25
130155-0156	CS8364N	D-7, D-109	130180-0334	00-0824	C-23	130243-0002	1075HZ2F003143F003	A-25
130155-0157	CS8365N	D-7, D-109	130180-0335	00-0920	C-11	130243-0003	1075HZ2F003123F003	A-25
130155-0158	CS8369	D-7, D-109	130180-0336	00-0921	C-11	130243-0005	1075HZ25050143	A-25
130155-0159	CS8375	D-7, D-109	130180-0337	00-0922	C-11	130243-0007	1075HZ2X025143X025	A-25
130155-0160	CS83W64	D-4, D-47	130180-0392	00-4940	C-13, C-19, D-59	130243-0008	1075HZ2X050143X050	A-25
130155-0161	CS83W65	D-4, D-47	130180-0393	00-4941	C-13, C-19, D-59	130243-0009	1075HZ2X003123X003	A-25
130155-0166	CS84W64	D-4, D-34	130180-0395	00-4950	C-15, C-20, D-59	130243-0021	1076HZ25025143	A-25
130155-0167	CS84W65	D-4, D-34	130180-0396	00-4951	C-15, C-20, D-59	130243-0022	1076HZ2F003143F003	A-25
130155-0182	DW730-30M	D-60	130180-0398	00-4960	C-11, C-18	130243-0023	1076HZ2F003123F003	A-25
130155-0183	DW730-30R	D-60	130180-0399	00-4961	C-11, C-18	130243-0025	1076HZ25050143	A-25
130155-0184	DW760-60F	D-60	130180-0400	00-4964	C-11, C-18	130243-0027	1076HZ2X025143X003	A-25
130155-0185	DW760-60M	D-60	130180-0401	00-4970	C-12, C-18, D-59	130243-0028	1076HZ2X050143X003	A-25
130155-0186	DW760-60M75	D-60	130180-0402	00-4971	C-12, C-18, D-59	130243-0029	1076HZ2X003123X003	A-25
130155-0187	DW760-60R	D-60	130180-0403	00-4972	C-12, C-13, C-18, D-59	130243-0030	1076HZ21L19BPC	A-25
130155-0190	DW730-30F	D-60	130180-0404	00-4975	C-12, C-13, C-18, D-59	130243-0031	1076HZ2F003123	A-25
130155-0192	DW760-60M38	D-60	130180-0405	00-4978	C-12, C-18, D-59	130243-0032	1076HZ21L19BPC1L1R	A-25
130161-0005	DA230	B-20	130180-0406	00-4984	C-14, C-20, D-59, E-50	130243-0033	1076HZ2X050143	A-25
130161-0006	DA300	B-20	130180-0407	00-4985	C-14, C-15, C-18, C-20, D-59, E-50			
130161-0007	DA330	B-20						
130161-0009	DB350	B-20						
130161-0012	DB400	B-20						
130161-0014	DB450	B-20						

Woodhead No. Index

<i>Woodhead No.</i>	<i>Order No.</i>	<i>Page</i>
.....	130153-0227	E-6
00-0463	130128-0078	F-7
00-0820	130180-0314	C-23
00-0822	130180-0333	C-23
00-0824	130180-0334	C-23
00-0920	130180-0335	C-11
00-0921	130180-0336	C-11
00-0922	130180-0337	C-11
00-1470	130180-0179	A-7
00-1480	130180-0181	A-7
00-1490	130180-0182	A-7
00-1921	130180-0315	C-13, C-19
00-1922	130180-0316	C-13, C-19
00-1923	130180-0317	C-13, C-19
00-1924	130180-0318	C-13, C-19
00-1925	130180-0319	C-13, C-19
00-3063	130128-0079	F-7
00-3073	130128-0080	F-7
00-3083	130128-0081	F-7
00-3823	130128-0082	F-7
00-4940	130180-0392	C-13, C-19, D-59
00-4941	130180-0393	C-13, C-19, D-59
00-4950	130180-0395	C-15, C-20, D-59
00-4951	130180-0396	C-15, C-20, D-59
00-4960	130180-0398	C-11, C-18
00-4961	130180-0399	C-11, C-18
00-4962	130180-0186	C-11, C-18
00-4963	130180-0163	C-11, C-18
00-4964	130180-0400	C-11, C-18
00-4970	130180-0401	C-12, C-18, D-59
00-4971	130180-0402	C-12, C-18, D-59
00-4972	130180-0403	C-12, C-13, C-18, D-59
00-4975	130180-0404	C-12, C-13, C-18, D-59
00-4978	130180-0405	C-12, C-18, D-59
00-4980	130180-0278	C-14, C-15, C-20, D-59, E-50
00-4981	130180-0279	C-14, C-15, C-20, D-59, E-50
00-4982	130180-0280	C-14, C-15, C-20, D-59, E-50
00-4983	130180-0281	C-14, C-15, C-20, D-59, E-50
00-4984	130180-0406	C-14, C-20, D-59, E-50
00-4985	130180-0407	C-14, C-15, C-18, C-20, D-59, E-50
00-4986	130180-0408	C-14, C-15, C-20, D-59, E-50
00-4987	130180-0409	C-14, C-15, C-20, D-59, E-50

<i>Woodhead No.</i>	<i>Order No.</i>	<i>Page</i>
00-4990	130180-0410	C-16, C-21, D-59
00-4991	130180-0411	C-16, C-21, D-59
00-4992	130180-0282	C-16, C-21, D-59
00-4993	130180-0283	C-16, C-21, D-59
00-4994	130180-0412	C-16, C-21, D-59
00-4995	130180-0413	C-16, C-21, D-59
00-4996	130180-0284	C-16, C-21, D-59
00-4997	130180-0414	C-16, C-21, D-59
00-4998	130180-0285	C-16, C-21, D-59
00-5070	130180-0308	C-17, C-22, D-59
00-5071	130180-0309	C-17, C-22, D-59
00-5072	130180-0310	C-17, C-22, D-59
00-5073	130180-0311	C-17, C-22, D-59
00-5074	130180-0312	C-17, C-22, D-59
00-5150	130180-0468	F-6
00-5263	130180-0286	C-12, C-13, C-18, D-59
00-5264	130180-0287	C-12, C-13, C-18, D-59
00-5266	130180-0288	C-12, C-13, C-18, D-59
00-5267	130180-0289	C-12, C-18, D-59
00136	130151-0001	D-117, D-118
00137	130151-0002	D-117, D-118
09106	130135-0076	E-57
09107	130135-0078	E-57
09484	130153-0017	E-6
1003-3	130108-0078	A-19
1005-3	130108-0083	A-19
1013-3	130108-0085	A-19
1015-3	130108-0088	A-19
1045	130108-0091	A-19
1049	130108-0092	A-19
105	130102-0080	A-15
1050-12	130108-0093	A-28
1050-PL	130108-0094	A-28
1050-PL12	130108-0095	A-28
1051-12	130108-0097	A-28
1051-PL	130108-0098	A-28
1051-PL12	130108-0099	A-28
1052-12	130108-0100	A-28
1052-PL	130108-0101	A-28
1052-PL12	130108-0102	A-28
105A163	130102-0081	A-15
105B163	130102-0082	A-15

<i>Woodhead No.</i>	<i>Order No.</i>	<i>Page</i>
105S	130102-0083	A-15
105SA163	130102-0084	A-15
105SB163	130102-0085	A-15
105U	130102-0086	A-15
105UA163	130102-0087	A-15
105UB163	130102-0088	A-15
105US	130102-0090	A-15
105USA163	130102-0091	A-15
105USB163	130102-0093	A-15
106	130102-0095	A-15
1060-PL	130108-0103	A-28
1061-PL	130108-0104	A-28
1062-PL	130108-0105	A-28
106A163	130102-0096	A-15
106B163	130102-0097	A-15
106I	130102-0098	A-15
106IA163	130102-0099	A-15
106IB163	130102-0100	A-15
106S	130102-0101	A-15
106SA163	130102-0102	A-15
106SB163	130102-0103	A-15
106SI	130102-0106	A-15
106SIB163	130102-0107	A-15
106U	130102-0108	A-15
106UA163	130102-0109	A-15
106UB163	130102-0110	A-15
106UI	130102-0111	A-15
106UIA163	130102-0112	A-15
106UIB163	130102-0113	A-15
106US	130102-0114	A-15, B-7
106USA163	130102-0117	A-15
106USB163	130102-0120	A-15
106USI	130102-0123	A-15
106USIA163	130102-0124	A-15
106USIB163	130102-0125	A-15
1075HZ25025143	130243-0001	A-25
1075HZ25050143	130243-0005	A-25
1075HZ2F003123F003	130243-0003	A-25
1075HZ2F003143F003	130243-0002	A-25
1075HZ2X003123X003	130243-0009	A-25
1075HZ2X025143X025	130243-0007	A-25
1075HZ2X050143X050	130243-0008	A-25
1076HZ21L19BPC	130243-0030	A-25
1076HZ21L1RBPC11R	130243-0032	A-25
1076HZ25025143	130243-0021	A-25
1076HZ25050143	130243-0025	A-25
1076HZ2F003123	130243-0031	A-25
1076HZ2F003123F003	130243-0023	A-25
1076HZ2F003143F003	130243-0022	A-25
1076HZ2X003123X003	130243-0029	A-25
1076HZ2X025143X003	130243-0027	A-25
1076HZ2X050143	130243-0033	A-25
1076HZ2X050143X003	130243-0028	A-25
1083-3	130108-0106	A-19
1083-3-P	130108-0123	A-19
1083-3HON	130112-0068	A-19
1083-3M	130108-0119	A-31

Woodhead No. Index

<i>Woodhead No.</i>	<i>Order No.</i>	<i>Page</i>	<i>Woodhead No.</i>	<i>Order No.</i>	<i>Page</i>	<i>Woodhead No.</i>	<i>Order No.</i>	<i>Page</i>
1083-3MM	130108-0120	A-31	114USB163	130102-0180	A-16	1203A163	130103-0015	A-13
1083-3MM-24	130108-0121	A-31	114USIA163	130102-0183	A-16	1203B163	130103-0016	A-13
1083-3NS	130108-0122	A-19	114USIB163	130102-0184	A-16	1203D163	130103-0017	A-13
1085-3	130108-0125	A-19	115	130102-0185	A-17	1203GC	130103-0018	A-13
1085-3-P	130108-0126	A-19	1152	130112-0079	A-10	1203GCA163	130103-0019	A-13
1086-3	130108-0128	A-19	1156	130112-0085	A-10, A-15	1203GCB163	130103-0020	A-13
1086-3HO	130108-0133	A-19	1156IG	130112-0087	A-15	1203I	130103-0021	A-13
1086-3NS	130108-0134	A-19	115B163	130102-0188	A-17	1203IA163	130103-0022	A-13
1087-3	130108-0136	A-19	115I	130102-0189	A-17	1203IB163	130103-0024	A-13
1090-HZ	130104-0021	A-7	115IB163	130102-0190	A-17	1203IB163P	130103-0025	A-13
1090-HZ12A163	130104-0022	A-7	115U	130102-0192	A-17	1203ID163	130103-0026	A-13
1090-HZ12B163	130104-0023	A-7	115UA163	130102-0193	A-17	1203IGC	130103-0027	A-13
1090-HZ12D143	130104-0024	A-7	115UB163	130102-0194	A-17	1203P	130103-0029	A-13
1090-HZ12IA163	130104-0025	A-7	115UI	130102-0196	A-17	1203PQOA163	130103-0030	A-13
1090-HZ12IB163	130104-0026	A-7	115US	130102-0198	A-17	1203PRI	130103-0034	A-13
1090-HZ12IB163P	130104-0027	A-7	115USA163	130102-0199	A-17	1203QO	130103-0035	A-13
1090-HZ12ID143	130104-0028	A-7	115USB163	130102-0200	A-17	1203QOA163	130103-0036	A-13
1090-HZ12ID143P	130104-0029	A-7	115USI	130102-0201	A-17	1203QOB163	130103-0037	A-13
1090-HZA143	130104-0030	A-7	115USIA163	130102-0202	A-17	1203QOC	130103-0038	A-13
1090-HZA163	130104-0031	A-7	115USIB163	130102-0203	A-17	1203R	130103-0041	A-13
1090-HZB143	130104-0032	A-7	1160	130112-0092	A-16	1203RA163	130103-0042	A-13
1090-HZB163	130104-0033	A-7	1161	130112-0095	A-17	1203RA163P	130103-0043	A-13
1090-HZD143	130104-0034	A-7	1161IG	130112-0097	A-17	1203RB163	130103-0044	A-13
1090-HZD163	130104-0035	A-7	1164	130112-0099	A-16	1203RB163P	130103-0045	A-13
1093-3	130108-0139	A-19	1164IG	130112-0101	A-16	1203RGC	130103-0048	A-13
1093-3M	130108-0141	A-31	1165	130112-0102	A-17	1203RI	130103-0049	A-13
1093-3MM	130108-0142	A-31	1165IG	130112-0104	A-17	1203RIA163	130103-0050	A-13
1095-3	130108-0143	A-19	1166	130112-0105	A-15	1203RIB163	130103-0052	A-13
1097-3	130108-0144	A-19	1168	130112-0106	A-16	1203RID163	130103-0054	A-13
1097-3M	130108-0146	A-31	1173	130102-0204	A-15, A-16, A-17, A-18	1207	130103-0055	A-13
1097-3MM	130108-0148	A-31	1174	130102-0207	A-15, A-16, A-17, A-18	1207A163	130103-0056	A-13
1099-3	130108-0149	A-19	1175U	130102-0210	A-16	1207B163	130103-0057	A-13
110	130102-0138	A-16	1175U	130102-0210	A-15, A-16, A-17, A-18	1207GC	130103-0058	A-13
110U	130102-0140	A-16	1175US	130102-0211	A-15, A-16, A-17, A-18	1207RA163	130103-0061	A-13
110UA163	130102-0141	A-16	118	130102-0212	A-16	1207RB163	130103-0062	A-13
110UB163	130102-0142	A-16	1181	130112-0108	A-18	1207RGC	130103-0063	A-13
110US	130102-0143	A-16	118A163	130102-0213	A-16	1220	130103-0064	A-13
111	130102-0145	A-17	118B163	130102-0214	A-16	1223	130103-0065	A-13
111A163	130102-0146	A-17	118S	130102-0215	A-16	1225	130103-0066	A-13
111B163	130102-0148	A-17	118SA163	130102-0216	A-16	1229	130112-0110	A-10, A-13
111IB163	130102-0152	A-17	118SB163	130102-0217	A-16	1253	130191-0086	A-10, A-13
111S	130102-0153	A-17	118UB163	130102-0221	A-16	1255	130112-0111	A-10, A-13
111U	130102-0158	A-17	118US	130102-0222	A-16	1255R	130112-0114	A-13
111UA163	130102-0159	A-17	118USA163	130102-0223	A-16	1259	130112-0119	A-13
111UB163	130102-0160	A-17	118USB163	130102-0224	A-16	130112-0263	130112-0263	A-29
111UIB163	130102-0163	A-17	119	130102-0226	A-18	1324	130108-0151	A-28
111US	130102-0164	A-17	119A163	130102-0227	A-18	1326	130108-0155	A-28
111USA163	130102-0165	A-17	119B163	130102-0228	A-18	1334	130108-0156	A-28
114	130102-0167	A-16	119S	130102-0229	A-18	1335	130108-0157	A-28
114A163	130102-0168	A-16	119SA163	130102-0230	A-18	1336	130108-0158	A-28
114B163	130102-0169	A-16	119UB163	130102-0233	A-18	1337	130108-0160	A-28
114U	130102-0171	A-16	119US	130102-0234	A-18	1350	130108-0162	A-28
114UA163	130102-0172	A-16	119USA163	130102-0235	A-18	1351	130108-0164	A-28
114UB163	130102-0173	A-16	1203	130103-0014	A-13	1352	130108-0167	A-28
114UI	130102-0176	A-16				1404	130141-0006	D-6, D-63
114US	130102-0177	A-16				1404A162	130143-0083	D-64
114USA163	130102-0178	A-16						

Woodhead No. Index

<i>Woodhead No.</i>	<i>Order No.</i>	<i>Page</i>	<i>Woodhead No.</i>	<i>Order No.</i>	<i>Page</i>	<i>Woodhead No.</i>	<i>Order No.</i>	<i>Page</i>
1404MB	130149-0005	D-7, D-64	14W47	130143-0154	D-4	15051-1	130153-0042	E-22
1407	130141-0007	D-6, D-78	14W47	130146-0031	D-9	15051-1A	130153-0043	E-6
1419	130141-0008	D-6, D-63	14W47-W	130154-0046	D-10	15051-1M	130153-0044	E-6
1433	130141-0010	D-6, D-73	14W47-W-IN	130154-0047	D-11	15051-25	130153-0045	E-22
1433-W	130154-0033	D-75	14W47-Y	130154-0048	D-10	15051-25A	130153-0046	E-6
1433-W-IN	130154-0105	D-75	14W47-Y-IN	130154-0049	D-11	15051-25M	130153-0047	E-6
1433-Y	130154-0034	D-75	14W47A143	130143-0134	D-9	15051-50	130153-0048	E-22
1433A123	130143-0084	D-74	14W47A143IN	130143-0135	D-10	15051-50A	130153-0049	E-6
1433A143	130143-0086	D-74	14W47A163	130143-0137	D-9	15051-50M	130153-0050	E-6
1433B123	130143-0088	D-74	14W47B123	130143-0138	D-9	15051-6	130153-0051	E-22
1433BLK	130141-0011	D-73	14W47B123IN	130143-0139	D-10	15051-6A	130153-0052	E-6
1433D123	130143-0091	D-74	14W47B143	130143-0140	D-9	15051-6M	130153-0053	E-6
1433EZ	130141-0012	D-73	14W47B143IN	130143-0141	D-10	15052-1A	130153-0056	E-6
1433MB	130149-0007	D-7, D-74	14W47B163	130143-0143	D-9	15052-1M	130153-0059	E-6
1434	130141-0014	D-6, D-72	14W47BLK	130146-0032	D-9	15052-25A	130153-0061	E-6
1447	130141-0015	D-6, D-65	14W47D123	130143-0148	D-9	15052-25M	130153-0063	E-6
1447-W	130154-0035	D-69	14W47D123IN	130143-0149	D-10	15052-50A	130153-0065	E-6
1447-W-IN	130154-0037	D-69	14W47D143	130143-0150	D-9	15052-50M	130153-0066	E-6
1447-Y	130154-0038	D-69	14W47D143IN	130143-0151	D-10	15052-6A	130153-0068	E-6
1447-Y-IN	130154-0040	D-69	14W47D163	130143-0153	D-9	15052-6M	130153-0070	E-6
1447-YB	130154-0039	D-69	14W47EZ	130146-0035	D-9	15053-2	130153-0071	E-23
1447A123	130143-0093	D-68	14W47L143	130143-0154	D-9	15053-25	130153-0072	E-23
1447A143	130143-0095	D-68	14W48	130146-0040	D-4, D-17	15053-25A	130153-0073	E-8
1447A163	130143-0097	D-68	14W48-W	130154-0050	D-17	15053-25M	130153-0074	E-8
1447B123	130143-0099	D-68	14W48-Y	130154-0052	D-17	15053-2A	130153-0075	E-8
1447B143	130143-0102	D-68	14W48BLK	130146-0041	D-17	15053-2M	130153-0076	E-8
1447B143IN	130143-0103	D-68	14W48D143	130143-0156	D-17	15053-50	130153-0077	E-23
1447B163	130143-0104	D-68	14W49	130146-0044	D-4, D-12	15053-50A	130153-0078	E-8
1447BLK	130141-0016	D-65	14W49A143	130143-0157	D-12	15053-50M	130153-0079	E-8
1447D143	130143-0111	D-68	14W49B143	130143-0159	D-12	15053W-2	130153-0080	E-23
1447D163	130143-0113	D-68	14W49BLK	130146-0045	D-12	15053W-25	130153-0081	E-23
1447EZ	130141-0017	D-65	14WBLK	130155-0021	D-57	15053W-25A	130153-0082	E-8
1447L143	130143-0114	D-68	1504	130141-0023	D-6, D-63	15053W-25M	130153-0083	E-8
1447MB	130149-0008	D-7, D-67	15050-1	130153-0019	E-22	15053W-2A	130153-0084	E-8
1448	130141-0020	D-6, D-76	15050-1A	130153-0020	E-5	15053W-2M	130153-0085	E-8
1448-Y	130154-0041	D-77	15050-1M	130153-0021	E-5	15053W-50A	130153-0087	E-8
1448A143	130143-0115	D-77	15050-25	130153-0022	E-22	15053W-50M	130153-0088	E-8
1449	130141-0022	D-6, D-70	15050-25A	130153-0023	E-5	15054	130153-0089	E-23
1449-W	130154-0042	D-71	15050-25M	130153-0024	E-5	15054-1	130153-0090	E-23
1449B143	130143-0119	D-71	15050-25TT	130153-0025	E-22	15054-1A	130153-0091	E-7, E-21
14F47	130144-0014	D-66, D-136	15050-25TTA	130153-0026	E-5, E-20	15054-1M	130153-0092	E-7, E-21
14R47	130144-0016	D-66, D-136	15050-25TTM	130153-0027	E-5, E-20	15054-1TTA	130153-0093	E-7
14W	130155-0020	D-57	15050-3TT	130153-0028	E-22	15054-1TTM	130153-0094	E-7
14W07	130146-0015	D-4, D-19	15050-3TTA	130153-0029	E-5, E-20	15054-25A	130153-0095	E-7, E-21
14W07A163	130146-0016	D-19	15050-3TTM	130153-0030	E-5, E-20	15054-25M	130153-0096	E-7, E-21
14W33	130146-0022	D-4, D-14	15050-50A	130153-0031	E-5	15054-25TTA	130153-0097	E-7
14W33-W	130154-0043	D-15	15050-50M	130153-0032	E-5	15054-25TTM	130153-0098	E-7
14W33-Y	130154-0044	D-15	15050-50TT	130153-0033	E-22	15054A	130153-0099	E-7
14W33A123	130143-0121	D-15	15050-50TTA	130153-0034	E-5, E-20	15054M	130153-0100	E-7
14W33A143	130143-0124	D-15	15050-50TTM	130153-0035	E-5, E-20	1507	130141-0024	D-6, D-78
14W33B123	130143-0125	D-15	15050-6	130153-0036	E-22	1533	130141-0025	D-6, D-73
14W33B123IN	130143-0126	D-15	15050-6A	130153-0037	E-5	1533GCM	130141-0027	D-73
14W33BLK	130146-0023	D-14	15050-6M	130153-0038	E-5	1533MB	130149-0011	D-7, D-74
14W33D123	130143-0129	D-15	15050-6TT	130153-0039	E-22	1534	130141-0030	D-6, D-72
14W33D143	130143-0131	D-15	15050-6TTA	130153-0040	E-5, E-20	1547	130141-0031	D-6, D-65
14W33EZ	130146-0024	D-14	15050-6TTM	130153-0041	E-5, E-20	1547BLK	130141-0032	D-65
14W34	130146-0028	D-4, D-13	15051-0M	130153-0267	E-5	1547GCM	130141-0033	D-65

Woodhead No. Index

Woodhead No.	Order No.	Page	Woodhead No.	Order No.	Page	Woodhead No.	Order No.	Page
1547MB	130149-0012	D-7, D-67	1678-12	130112-0135	A-9	20053-2	130153-0137	E-24
1548	130141-0036	D-6, D-76	1679-12	130112-0272	A-6	20053-2A	130153-0138	E-11
1548MB	130149-0013	D-7, D-76	1684S	130105-0062	A-11	20053-2M	130153-0139	E-11
1549	130141-0038	D-6, D-70	1691-12B	130105-0064	A-11	20053W-2	130153-0140	E-24
15L47	130141-0040	D-65	1691-12BS	130105-0065	A-11	20053W-2A	130153-0141	E-11
15L47BLK	130141-0041	D-65	1692-12B	130105-0066	A-11	20053W-2M	130153-0142	E-11
15W07	130146-0050	D-4, D-19	1692-12BS	130105-0067	A-11	20053W-6	130153-0143	E-24
15W33	130146-0052	D-4, D-14	1702	130151-0012	D-117, D-118	20054	130153-0144	E-22, E-24
15W33BLK	130146-0053	D-14	1704	130151-0013	D-117, D-118	20054-1	130153-0145	E-24
15W33GCM	130146-0054	D-14	1705	130151-0014	D-117, D-118	20054-25	130153-0146	E-24
15W33MB	130146-0056	D-5, D-16	1706	130151-0015	D-117, D-118	20054-6	130153-0147	E-24
15W34	130146-0059	D-4, D-13	1708	130151-0016	D-117, D-118	2010-LED	130108-0304	A-26
15W47	130146-0060	D-4, D-9	1712	130151-0017	D-117, D-118	2011-LED	130108-0305	A-26
15W47BLK	130146-0061	D-9	1719	130151-0018	D-117, D-118	2012-LED	130108-0306	A-26
15W47GCM	130146-0063	D-9	1725	130151-0019	D-117, D-118	2013-LED	130108-0307	A-26
15W47MB	130146-0065	D-5, D-11	1730	130151-0020	D-117, D-118	202SRL	130111-0023	A-37
15W48	130146-0068	D-4, D-17	1732	130151-0021	D-117, D-118	2030	130108-0199	A-27
15W48BLK	130146-0069	D-17	1733	130151-0022	D-117, D-118	2031	130108-0202	A-27
15W48MB	130146-0072	D-5, D-18	1740	130151-0023	D-117, D-118	2031-P	130108-0203	A-27
15W49	130146-0074	D-4, D-12	1741	130151-0024	D-117, D-118	2113MS	130108-0206	A-31
15W49MB	130146-0076	D-5, D-12	1744	130151-0025	D-117, D-118	2113S	130108-0207	A-31
1600-12A	130105-0028	A-10	1751	130127-0003	F-12	2126MS	130108-0209	A-31
1600-12B	130105-0029	A-10	1760	130127-0007	F-12	2126S	130108-0210	A-31
1601-12A	130105-0030	A-10	1783	130151-0026	D-117, D-118	2404	130141-0043	D-6, D-79
1601-12B	130105-0031	A-10	1913SA	130108-0170	A-14	2404MB	130143-0014	D-7, D-79
1606	130105-0032	A-11	1913SB	130108-0173	A-14	24052-0A	130153-0153	E-9
1610	130105-0033	A-11	1926SA	130108-0179	A-14	24052-0M	130153-0154	E-9
1610S	130105-0034	A-11, B-7	1926SB	130108-0181	A-14	24052-1A	130153-0155	E-13
1612	130105-0035	A-11	1940SA	130108-0183	A-14	24052-1M	130153-0156	E-13
1612S	130105-0036	A-11	2000	130108-0187	A-27	24052-1MLDA	130153-0157	E-13
1621-12A	130105-0037	A-10	2000-LED	130108-0300	A-26	24052-1MLDM	130153-0158	E-13
1621-12B	130105-0038	A-10	2000PLX25	130108-0188	A-27	24052-25A	130153-0159	E-13
1621-12B-P	130105-0039	A-10	2001	130108-0191	A-27	24052-25M	130153-0160	E-13
1625-12A	130105-0041	A-10	2001-LED	130108-0301	A-26	24052-6A	130153-0161	E-13
1625-12B	130105-0042	A-10	2002	130108-0193	A-27	24052-6M	130153-0162	E-13
1631-12A	130105-0043	A-10	2002-LED	130108-0302	A-26	2407	130141-0044	D-6, D-95
1631-12B	130105-0044	A-10	2003	130108-0194	A-27	2407A143	130143-0169	D-95
1635-12A	130105-0045	A-9	2003-LED	130108-0303	A-26	2407B163	130143-0171	D-95
1635-12B	130105-0046	A-9	20051-0A	130153-0109	E-9, E-20	2407MB	130149-0014	D-7, D-95
1638-12	130105-0048	A-11	20051-0M	130153-0110	E-9, E-20	2434	130141-0045	D-6, D-84
1640-12	130105-0050	A-9	20051-1	130153-0111	E-24	2447	130141-0047	D-6, D-81
1642-12	130105-0052	A-9	20051-1A	130153-0112	E-9, E-20	2447-W	130154-0055	D-82
1645-12	130104-0038	A-9	20051-1M	130153-0113	E-9, E-20	2447-Y	130154-0056	D-82
1646-12	130105-0056	A-10	20051-1MLDA	130153-0114	E-12	2447A163	130143-0174	D-82
1647-12	130105-0057	A-11	20051-1MLDM	130153-0115	E-12	2447B143	130143-0176	D-82
1648-12	130105-0058	A-10	20051-25	130153-0116	E-24	2447D143	130143-0178	D-82
1649-12	130105-0059	A-10	20051-25A	130153-0117	E-9, E-20	2447EZ	130141-0048	D-81
1652-12	130191-0031	A-9, A-10	20051-25M	130153-0118	E-9, E-20	2447MB	130149-0016	D-7, D-81
1655-12A	130105-0082	A-6	20051-6	130153-0119	E-24	2449	130141-0051	D-6, D-83
1655-12B	130105-0083	A-6	20051-6A	130153-0120	E-9, E-20	2449MB	130149-0017	D-7, D-83
1660	130112-0128	A-11	20051-6M	130153-0121	E-9, E-20	24T04	130144-0017	D-7, D-79
1660S	130112-0129	A-11	20052-1A	130153-0123	E-10	24W04	130146-0077	D-4, D-20
1668	130112-0130	A-11	20052-1M	130153-0126	E-10	24W04A142	130143-0180	D-20
1675-12	130112-0131	A-10	20052-25A	130153-0128	E-10	24W04B162	130143-0015	D-20
1676	130112-0132	A-10	20052-25M	130153-0130	E-10	24W04D142	130143-0307	D-20
1676-EX	130112-0133	A-6, A-9	20052-6A	130153-0132	E-10	24W07	130146-0078	D-4, D-35
1677	130112-0134	A-6, A-9	20052-6M	130153-0134	E-10	24W34	130146-0079	D-4, D-26

Woodhead No. Index

<i>Woodhead No.</i>	<i>Order No.</i>	<i>Page</i>	<i>Woodhead No.</i>	<i>Order No.</i>	<i>Page</i>	<i>Woodhead No.</i>	<i>Order No.</i>	<i>Page</i>
24W34A163	130143-0017	D-26	2647A143	130143-0204	D-86	26W74A124BLK	130143-0236	D-39
24W34BLK	130146-0080	D-26	2647B123	130143-0205	D-86	26W74A144	130143-0237	D-39
24W47	130146-0082	D-4, D-22	2647B143	130143-0207	D-86	26W74B124	130143-0238	D-39
24W47-W	130154-0058	D-23	2647D123	130143-0209	D-86	26W74B144	130143-0240	D-39
24W47-W-IN	130154-0059	D-23	2647E123IN	130143-0210	D-86	26W74BLK	130147-0026	D-39
24W47-Y	130154-0060	D-23	2647MB	130149-0027	D-7, D-85	26W75	130147-0027	D-4, D-40
24W47-Y-IN	130154-0061	D-23	2648	130141-0063	D-6, D-88	26W75BLK	130147-0028	D-40
24W47A143	130143-0187	D-22	2648A123	130143-0211	D-89	26W76	130147-0029	D-4, D-41
24W47A163	130143-0189	D-22	2648A143	130143-0212	D-89	26W76A124	130143-0245	D-41
24W47B123	130143-0190	D-22	2648MB	130149-0028	D-7, D-88	26W76A144	130143-0246	D-41
24W47B143	130143-0191	D-22	2649	130141-0064	D-6, D-90	26W76B124	130143-0247	D-41
24W47B143IN	130143-0192	D-23	2674	130142-0009	D-6, D-99	26W76BLK	130147-0030	D-41
24W47B163	130143-0193	D-22	2674B124	130143-0214	D-100	26W81	130147-0031	D-4, D-50
24W47BLK	130146-0083	D-22	2674MB	130149-0029	D-7, D-99	26W81A145	130143-0248	D-50
24W47D143	130143-0195	D-22	2675	130142-0010	D-6, D-101	26W81BLK	130147-0032	D-50
24W47D163	130143-0196	D-22	2676	130142-0012	D-6, D-102	26W81D125	130143-0308	D-50
24W47EZ	130146-0084	D-22	2681	130142-0014	D-6, D-114	26W82	130147-0033	D-4, D-51
24W49	130146-0088	D-4, D-25	2682	130142-0015	D-6, D-114	26W83	130147-0034	D-4, D-52
24W49A143	130143-0198	D-25	2683	130142-0016	D-6, D-115	26WBLK	130155-0029	D-57
2504	130141-0052	D-6, D-79	26T07	130144-0021	D-7, D-80	270-1	130102-0245	A-20
2504MB	130149-0018	D-7, D-79	26T08	130145-0002	D-7, D-96	270-2	130102-0246	A-20
2507	130141-0053	D-6, D-95	26T47	130145-0008	D-7, D-85	270-3	130102-0247	A-20
2507MB	130149-0019	D-7, D-95	26T47YL	130145-0010	D-85	2707	130141-0065	D-6, D-80
2534	130141-0054	D-6, D-84	26T48	130145-0011	D-7, D-88	2708	130142-0017	D-6, D-96
2534MB	130149-0020	D-7, D-84	26T48YL	130145-0012	D-88	2708G	130142-0018	D-6, D-96
2547	130141-0056	D-6, D-81	26T49	130145-0013	D-7, D-90	2708MB	130149-0036	D-7, D-96
2547GCM	130141-0057	D-81	26T74	130145-0015	D-7, D-99	2709	130142-0019	D-6, D-113
2547MB	130149-0021	D-7, D-81	26T75	130145-0017	D-7, D-101	2715	130102-0252	A-20
2549	130141-0060	D-6, D-83	26T76	130145-0019	D-7, D-102	2715A163	130102-0253	A-20
2549MB	130149-0022	D-7, D-83	26W	130155-0028	D-57	2715B163	130102-0254	A-20
25T04	130144-0019	D-7, D-79	26W07	130146-0108	D-4, D-21	271U	130102-0256	A-20
25W04	130146-0090	D-4, D-20	26W08	130147-0012	D-4, D-36	271UA163	130102-0257	A-20
25W04MB	130146-0091	D-5, D-20	26W08A143	130143-0217	D-36	271UB163	130102-0258	A-20
25W07	130146-0092	D-4, D-35	26W08B143	130143-0218	D-36	271US	130102-0259	A-20, B-7
25W07MB	130146-0094	D-5, D-35	26W08G	130147-0014	D-4, D-37	271USA163	130102-0260	A-20
25W34	130146-0095	D-4, D-26	26W09	130147-0015	D-4, D-48	271USB163	130102-0261	A-20
25W34BLK	130146-0096	D-26	26W09BLK	130147-0016	D-48	2747	130142-0021	D-6, D-85
25W34MB	130146-0097	D-5, D-26	26W10	130147-0017	D-4, D-53	2747MB	130149-0039	D-7, D-85
25W47	130146-0099	D-4, D-22	26W47	130147-0018	D-4, D-27	2748	130141-0066	D-6, D-88
25W47BLK	130146-0100	D-22	26W47-W	130154-0068	D-28	2748MB	130149-0040	D-7, D-88
25W47GCM	130146-0101	D-22	26W47-W-IN	130154-0069	D-28	2749	130142-0023	D-6, D-90
25W47MB	130146-0103	D-5, D-24	26W47-Y	130154-0070	D-28	2749MB	130149-0041	D-7, D-90
25W49	130146-0106	D-4, D-25	26W47-Y-IN	130154-0071	D-28	276S	130102-0266	A-20
25W49MB	130146-0107	D-5, D-25	26W47A123	130143-0221	D-27	276SB163	130102-0268	A-20
2607	130141-0061	D-6, D-80	26W47A143	130143-0222	D-27	276U	130102-0269	A-20
2608	130142-0002	D-6, D-96	26W47B123	130143-0223	D-27	276UA163	130102-0270	A-20
2608-Y	130154-0106	D-97	26W47B123IN	130143-0224	D-27	276UB163	130102-0271	A-20
2608B143	130143-0201	D-97	26W47B143	130143-0225	D-27	276US	130102-0272	A-20
2608G	130142-0004	D-6, D-96	26W47BLK	130147-0019	D-27	276USA163	130102-0273	A-20
2608MB	130149-0024	D-7, D-96	26W47D123	130143-0226	D-27	276USB163	130102-0274	A-20
2609	130142-0006	D-6, D-113	26W47D143	130143-0227	D-27	2774	130142-0024	D-6, D-99
2647	130141-0062	D-6, D-85	26W47E123IN	130143-0228	D-27	2774MB	130149-0042	D-7, D-99
2647-W	130154-0062	D-87	26W48	130147-0021	D-4, D-30	2775	130142-0025	D-6, D-101
2647-W-IN	130154-0063	D-87	26W48BLK	130147-0022	D-30	2776	130142-0026	D-6, D-102
2647-Y	130154-0064	D-87	26W49	130147-0023	D-4, D-31	2781	130142-0028	D-6, D-114
2647-Y-IN	130154-0065	D-87	26W74	130147-0025	D-4, D-39	2782	130142-0029	D-6, D-114
2647A123	130143-0203	D-86	26W74A124	130143-0235	D-39	2783	130142-0030	D-6, D-115

Woodhead No. Index

<i>Woodhead No.</i>	<i>Order No.</i>	<i>Page</i>	<i>Woodhead No.</i>	<i>Order No.</i>	<i>Page</i>	<i>Woodhead No.</i>	<i>Order No.</i>	<i>Page</i>
27T07	130144-0022	D-7, D-80	2874MB	130149-0051	D-7, D-103	2974	130142-0043	D-6, D-103
27T08	130145-0025	D-7, D-96	2875	130142-0037	D-6, D-104	2974MB	130149-0059	D-7, D-103
27T47	130145-0030	D-7, D-85	2875MB	130149-0052	D-7, D-104	2975	130142-0044	D-6, D-104
27T47YL	130145-0031	D-85	2876	130142-0038	D-6, D-105	2975MB	130149-0060	D-7, D-104
27T48	130145-0032	D-7, D-88	2876B104	130143-0257	D-106	2976	130142-0045	D-6, D-105
27T48YL	130145-0033	D-88	2876MB	130149-0053	D-7, D-105	2976MB	130149-0061	D-7, D-105
27T49	130145-0034	D-7, D-90	2877	130142-0039	D-6, D-107	2977	130142-0046	D-6, D-107
27T74	130145-0035	D-7, D-99	2881	130142-0040	D-6, D-115	2981	130142-0047	D-6, D-115
27T75	130145-0037	D-7, D-101	2882	130142-0041	D-6, D-116	2982	130142-0048	D-6, D-116
27T76	130145-0039	D-7, D-102	2883	130142-0042	D-6, D-116	2983	130142-0049	D-6, D-116
27W07	130146-0110	D-4, D-21	28T47	130145-0048	D-7, D-91	29T47	130145-0071	D-7, D-91
27W07MB	130146-0112	D-5, D-21	28T48	130145-0050	D-7, D-92	29T48	130145-0072	D-7, D-92
27W08	130147-0035	D-4, D-36	28T74	130145-0052	D-7, D-103	29T74	130145-0076	D-7, D-103
27W08G	130147-0036	D-4, D-37	28T75	130145-0054	D-7, D-104	29T75	130145-0078	D-7, D-104
27W08MB	130147-0037	D-5, D-36	28T76	130145-0056	D-7, D-105	29T76	130145-0080	D-7, D-105
27W09	130147-0038	D-4, D-48	28T77	130145-0058	D-7, D-107	29T77	130145-0082	D-7, D-107
27W09BLK	130147-0039	D-48	28W	130155-0030	D-58	29W08	130147-0089	D-4, D-38
27W09MB	130147-0040	D-5, D-48	28W08	130147-0069	D-4, D-38	29W08MB	130147-0090	D-5, D-38
27W10	130147-0041	D-4, D-53	28W09	130147-0071	D-4, D-49	29W09	130147-0091	D-4, D-49
27W10MB	130147-0043	D-5, D-53	28W47	130147-0072	D-4, D-32	29W47	130147-0093	D-4, D-32
27W47	130147-0044	D-4, D-27	28W47A103	130143-0261	D-32	29W47BLK	130147-0094	D-4, D-32
27W47BLK	130147-0045	D-27	28W47A123	130143-0262	D-32	29W47MB	130147-0095	D-5, D-32
27W47MB	130147-0047	D-5, D-29	28W47B103	130143-0263	D-32	29W48	130147-0096	D-4, D-33
27W48	130147-0048	D-4, D-30	28W47BLK	130147-0073	D-32	29W48BLK	130147-0097	D-4, D-33
27W48BLK	130147-0049	D-30	28W48	130147-0074	D-4, D-33	29W48MB	130147-0098	D-5, D-33
27W48MB	130147-0050	D-5, D-30	28W48A103	130143-0266	D-33	29W49	130147-0099	D-4
27W49	130147-0051	D-4, D-31	28W48BLK	130147-0075	D-33	29W49MB	130147-0101	D-5
27W49MB	130147-0052	D-5, D-31	28W49	130147-0076	D-4	29W74	130147-0102	D-4, D-42
27W74	130147-0053	D-4, D-39	28W74	130147-0077	D-4, D-42	29W74BLK	130147-0103	D-42
27W74BLK	130147-0054	D-39	28W74A104	130143-0270	D-42	29W74MB	130147-0104	D-5, D-42
27W74MB	130147-0055	D-5, D-39	28W74A104BLK	130143-0310	D-42	29W75	130147-0105	D-4, D-43
27W75	130147-0056	D-4, D-40	28W74B104	130143-0271	D-42	29W75BLK	130147-0106	D-43
27W75BLK	130147-0057	D-40	28W74BLK	130147-0078	D-42	29W75MB	130147-0107	D-5, D-43
27W75MB	130147-0058	D-5, D-40	28W74D104	130143-0273	D-42	29W76	130147-0108	D-4, D-44
27W76	130147-0059	D-4, D-41	28W75	130147-0079	D-4, D-43	29W76BLK	130147-0109	D-44
27W76BLK	130147-0060	D-41	28W75A104	130143-0274	D-43	29W76MB	130147-0110	D-5, D-44
27W76MB	130147-0061	D-5, D-41	28W75A124	130143-0275	D-43	29W77	130147-0111	D-4, D-45
27W81	130147-0062	D-4, D-50	28W75B104	130143-0276	D-43	29W77BLK	130147-0112	D-45
27W81BLK	130147-0063	D-50	28W75B124	130143-0018	D-43	29W77MB	130147-0115	D-5, D-45
27W81MB	130147-0064	D-5, D-50	28W75BLK	130147-0080	D-43	29W81	130147-0116	D-4, D-54
27W82	130147-0065	D-4, D-51	28W75D104	130143-0277	D-43	29W81MB	130147-0117	D-5, D-54
27W82MB	130147-0066	D-5, D-51	28W76	130147-0081	D-4, D-44	29W82	130147-0118	D-4, D-55
27W83	130147-0067	D-4, D-52	28W76A104	130143-0278	D-44	29W82MB	130147-0119	D-5, D-55
27W83MB	130147-0068	D-5, D-52	28W76A124	130143-0279	D-44	29W83	130147-0120	D-4, D-56
2808	130142-0031	D-6, D-98	28W76BLK	130147-0082	D-44	29W83MB	130147-0121	D-5, D-56
2809	130142-0032	D-6, D-113	28W77	130147-0083	D-4, D-45	300	130107-0024	A-35
2847	130142-0033	D-6, D-91	28W77A104	130143-0280	D-45	3000	130137-0087	E-39
2847A123	130143-0252	D-91	28W77BLK	130147-0084	D-45	3000-1	130137-0088	E-34
2847MB	130149-0048	D-7	28W81	130147-0085	D-4, D-54	3000-10	130137-0089	E-37
2848	130142-0034	D-6, D-92	28W82	130147-0086	D-4, D-55	3000-10A123	130137-0090	E-37
2848-Y	130154-0073	D-93	28W83	130147-0088	D-4, D-56	3000-10A123BLK	130137-0091	E-41
2848A103	130143-0254	D-93	28WBK	130155-0031	D-58	3000-10E123	130137-0093	E-37
2848A123	130143-0255	D-93	2908	130145-0066	D-6, D-98	3000-1A143	130137-0095	E-34
2848B103	130143-0312	D-93	2909	130145-0067	D-6, D-113	3000-1B143	130137-0097	E-34
2848MB	130149-0049	D-7	2947	130141-0067	D-6, D-91	3000-1BLK	130137-0099	E-41
2849	130142-0035	D-6, D-94	2948	130141-0068	D-6, D-92	3000-1E143	130137-0100	E-34
2874	130142-0036	D-6, D-103	2949	130141-0069	D-6, D-94	3000-1L143	130137-0101	E-34

Woodhead No. Index

<i>Woodhead No.</i>	<i>Order No.</i>	<i>Page</i>	<i>Woodhead No.</i>	<i>Order No.</i>	<i>Page</i>	<i>Woodhead No.</i>	<i>Order No.</i>	<i>Page</i>
3000-1L143IN	130137-0102	E-34	30054-1M	130153-0194	E-17	3085-10BLK	130137-0195	E-41
3000BLK	130137-0113	E-41	30054-25A	130153-0196	E-17	3085-10D123	130137-0196	E-37
3000F	130137-0115	E-34	30054-25M	130153-0197	E-17	3085F	130137-0199	E-39
3000F-1BLK	130137-0117	E-41	30054-6A	130153-0199	E-17	3086	130137-0011	E-39
3000FBLK	130137-0118	E-41	30054-6M	130153-0200	E-17	3086F	130137-0006	E-39
3001	130137-0121	E-39	300W	130107-0025	A-35	3090	130137-0013	E-39
3003	130137-0124	E-39	302SRL	130111-0024	A-37	3090F	130137-0204	E-39
3005	130137-0126	E-39	302SRLCA	130111-0026	A-37	3090FBLK	130137-0205	E-41
3005-1	130137-0127	E-34	302SRLCA-F	130111-0047	A-37	3091	130137-0014	E-39
3005-1A143	130137-0128	E-34	302U	130107-0028	A-35	3091BLK	130137-0294	E-41
3005-1B143	130137-0130	E-34	305	130112-0144	A-35	3091F	130137-0210	E-39
3005-1E143	130137-0132	E-34	3050	130137-0147	E-39	3091FBLK	130137-0211	E-41
30051-0A	130153-0261	E-14, E-21	3050F	130137-0148	E-39	3095-000	130137-0213	E-43
30051-0M	130153-0262	E-14, E-21	3051	130138-0020	E-40	3095-002	130137-0214	E-43
30051-1	130153-0163	E-25	3051BLK	130138-0021	E-42	3099	130137-0216	E-39
30051-1A	130153-0164	E-14, E-21	3052	130138-0022	E-40	3099BLK	130137-0217	E-41
30051-1M	130153-0165	E-14, E-21	3054	130138-0023	E-40	30W	130155-0032	D-58
30051-1MLDA	130153-0166	E-14	3055	130138-0024	E-40	31-5800	130228-0721	F-6
30051-1MLDM	130153-0167	E-14	3056	130138-0025	E-40	310	130107-0029	A-35
30051-25A	130153-0168	E-14, E-21	3056BLK	130138-0026	E-42	310123	130107-0030	A-35
30051-25M	130153-0169	E-14, E-21	3057	130138-0028	E-40	310143	130107-0031	A-35
30051-6	130153-0170	E-25	3058	130138-0029	E-40	310223	130107-0046	A-35
30051-6A	130153-0171	E-14, E-21	3059	130137-0149	E-39	310243	130106-0097	A-35
30051-6M	130153-0172	E-14, E-21	3059BLK	130137-0293	E-41	310323	130107-0032	A-35
30052-1A	130153-0174	E-15	306	130191-0085	A-35	310423	130107-0033	A-35
30052-1M	130153-0175	E-15	3060	130138-0030	E-40	310W	130107-0034	A-35
30052-25A	130153-0176	E-15	3061	130138-0032	E-40	3123	130135-0177	E-56
30052-25M	130153-0177	E-15	3061BLK	130138-0033	E-42	3129	130135-0181	E-56
30052-6A	130153-0179	E-15	3065	130137-0150	E-33	31565	130136-0025	E-53
30052-6M	130153-0180	E-15	3066	130138-0034	E-33	31565A123	130136-0027	E-53
30053-0A	130153-0181	E-16	3070-GFI	130137-0155	E-36	31565A143	130136-0029	E-53
30053-0A2P	130153-0253	E-18	3070-GFI20	130137-0156	E-38	31565B123	130136-0030	E-53
30053-0A3P	130153-0252	E-18	3070-GFIA123	130137-0157	E-36	31593	130136-0033	E-53
30053-0A5P	130153-0254	E-18	3070-GFIA143	130137-0158	E-36	315933	130136-0034	E-53
30053-0A6P	130153-0251	E-18	3070-GFIB123	130137-0159	E-36	31593A123	130136-0035	E-53
30053-0M	130153-0182	E-16	3070-GFID123	130137-0162	E-36	31593A143	130136-0036	E-53
30053-0M2P	130153-0249	E-18	3070F-GFI	130137-0153	E-36	31593A143IN	130136-0037	E-53
30053-0M3P	130153-0248	E-18	3080	130137-0007	E-39	31593B123	130136-0038	E-53
30053-0M5P	130153-0250	E-18	3080-1	130137-0165	E-35	31593B143	130136-0039	E-53
30053-0M6P	130153-0247	E-18	3080-10	130137-0166	E-37	31594	130136-0042	E-53
30053-1A	130153-0184	E-16	3080-10A123	130137-0167	E-37	31594A123	130136-0043	E-53
30053-1M	130153-0185	E-16	3080-10B123	130137-0169	E-37	31594A143	130136-0044	E-53
30053-25A	130153-0187	E-16	3080-10E123	130137-0171	E-37	31594B123	130136-0045	E-53
30053-25M	130153-0188	E-16	3080-GFI	130137-0180	E-36	3200	130135-0185	E-50
30053-2A2F	130153-0245	E-19	3080-GFI20	130137-0181	E-38	320C4	130150-0036	D-120
30053-2A3F	130153-0244	E-19	3080F	130137-0176	E-39	320C4W	130150-0037	D-61
30053-2A5F	130153-0246	E-19	3080F-1	130137-0177	E-35	320C5	130150-0038	D-120
30053-2A6F	130153-0243	E-19	3080F-GFI	130137-0178	E-36	320C6	130150-0039	D-120
30053-2AF	130153-0265	E-17	3080F-GFI20	130137-0179	E-38	320C6W	130150-0040	D-61
30053-2M2F	130153-0241	E-19	3081	130137-0008	E-39	320P4	130150-0049	D-120
30053-2M3F	130153-0240	E-19	3082	130137-0009	E-39	320P4W	130150-0050	D-61
30053-2M5F	130153-0242	E-19	3083	130137-0185	E-39	320P5	130150-0051	D-120
30053-2M6F	130153-0239	E-19	3085	130137-0010	E-39	320P6	130150-0052	D-120
30053-2MF	130153-0266	E-17	3085-1	130137-0191	E-35	320P6W	130150-0053	D-61
30053-6A	130153-0190	E-16	3085-10	130137-0192	E-37	320R4	130150-0056	D-120
30053-6M	130153-0191	E-16	3085-10A123	130137-0193	E-37	320R4W	130150-0057	D-61
30054-1A	130153-0193	E-17	3085-10B123	130137-0194	E-37	320R5	130150-0289	D-120

Woodhead No. Index

<i>Woodhead No.</i>	<i>Order No.</i>	<i>Page</i>	<i>Woodhead No.</i>	<i>Order No.</i>	<i>Page</i>	<i>Woodhead No.</i>	<i>Order No.</i>	<i>Page</i>
320R6	130150-0058	D-120	32G15A123	130135-0333	E-47	3330L123	130135-0281	E-44
320R6W	130150-0059	D-61	32G15E123	130135-0207	E-47	3330RA123	130135-0283	E-44
3210	130135-0186	E-50	32G15L123	130135-0208	E-47	3330RE123	130135-0285	E-44
3215	130135-0187	E-50	32G20A123	130135-0209	E-47	3330RL123	130135-0287	E-44
323123	130106-0104	A-34	32G20E123	130135-0211	E-47	3331RB123	130135-0288	E-45
323124	130106-0105	A-34	32GM15A123	130135-0213	E-47	3331RE123	130135-0289	E-45
323125	130106-0106	A-34	32GM15L123	130135-0216	E-47	3332A123	130135-0291	E-44
323126	130106-0107	A-34	32GM20A123	130135-0217	E-47	3332B123	130135-0292	E-44
323133	130106-0108	A-34	32GM20E123	130135-0219	E-47	3332L123	130135-0293	E-44
323134	130106-0109	A-34	32GM20L123	130135-0220	E-47	3332R	130135-0294	E-44
323135	130106-0110	A-34	32W33	130135-0228	E-29	3332RA123	130135-0295	E-44
323136	130106-0111	A-34	32W47	130135-0230	E-29	3332RB123	130135-0296	E-44
323523	130106-0112	A-34	32W47A123	130135-0231	E-29	3332RL123	130135-0298	E-44
323524	130106-0113	A-34	32W90-1	130135-0233	E-29	3362	130138-0047	E-33
323525	130106-0114	A-34	32W90-1B143	130135-0329	E-29	3362GF	130137-0241	E-33
323526	130106-0115	A-34	32W90-1E143	130135-0234	E-29	3363	130138-0048	E-40
323533	130106-0116	A-34	32W90-2	130135-0235	E-29	34-0120	130191-0035	A-19
323534	130106-0117	A-34	32W90-2E143	130135-0236	E-29	34-0130	130191-0036	A-19
323535	130106-0118	A-34	3300	130135-0245	E-50	34-0350	130191-0021	A-19
323536	130106-0119	A-34	3301GFA143	130137-0221	E-28	3400	130138-0049	E-55
32547	130136-0046	E-53	3301GFB143	130137-0222	E-28	3400-20	130138-0050	E-55
32547A123	130136-0047	E-53	3301GFD143	130137-0223	E-28	3400-20A123	130138-0051	E-55
32547A143	130136-0048	E-53	3301GFL143	130137-0224	E-28	3400L	130138-0053	E-55
32547B123	130136-0001	E-53	3301GGFA143	130137-0225	E-28	3400L-20	130138-0054	E-55
32547B143	130136-0049	E-53	3301GGFB143	130137-0226	E-28	340310A	130104-0039	A-33
32553	130136-0050	E-53	3301GGFL143	130137-0227	E-28	34047	130135-0303	E-57
32553B123	130136-0052	E-53	3304GFA123	130137-0234	E-28	34047L	130135-0304	E-57
3260	130138-0035	E-50	3304GFB123	130137-0235	E-28	34048	130135-0309	E-57
3260W	130138-0036	E-51	3304GFD123	130137-0236	E-28	340510A	130104-0040	A-33
3261	130138-0037	E-50	3304GFL123	130137-0237	E-28	3410	130138-0057	E-55
3261W	130138-0038	E-51	3304GGFA123	130137-0238	E-28	3410-20	130138-0058	E-55
3262	130138-0039	E-50	3304GGFL123	130137-0240	E-28	3410L	130138-0097	E-55
3262W	130138-0040	E-51	3320	130135-0246	E-44	3410L-20	130138-0059	E-55
3263	130138-0041	E-50	3320A123	130135-0247	E-44	3413-20	130138-0061	E-55
3263W	130138-0042	E-51	3320B123	130135-0248	E-44	3413L-20	130138-0096	E-55
3264	130138-0102	E-50	3320D123	130135-0013	E-44	342510A	130106-0120	A-33
3264W	130138-0043	E-51	3320E123	130135-0249	E-44	34547	130135-0312	E-57
3265	130138-0044	E-50	3320FA123	130135-0250	E-44	3492	130135-0313	E-30
3266	130138-0045	E-51	3320L123	130135-0251	E-44	3493	130135-0314	E-30
3267W	130138-0046	E-51	3321A123	130135-0014	E-46	3494	130135-0315	E-30
32708	130136-0053	E-53	3321E123	130135-0254	E-46	35001	130094-0209	C-33
32708A123	130136-0054	E-53	3321L123	130135-0255	E-46	35002	130094-0211	C-33
32708A143	130136-0055	E-53	3322	130135-0256	E-45	35003	130094-0213	C-33
32708B143	130136-0057	E-53	3322A123	130135-0257	E-45	35004	130094-0215	C-33
32747	130136-0058	E-53	3322B123	130135-0258	E-45	35005	130094-0217	C-33
32747A123	130136-0059	E-53	3322D123	130135-0259	E-45	35006	130094-0219	C-33
32747B123	130136-0060	E-53	3322E123	130135-0260	E-45	35007	130094-0221	C-33
32747B143	130136-0061	E-53	3322FL123	130135-0262	E-45	35008	130094-0223	C-33
3290-1	130135-0195	E-48	3322L123	130135-0263	E-45	35009	130094-0225	C-33
3290-1B143	130135-0196	E-48	3323FL123	130135-0343	E-46	35010	130094-0227	C-33
3290-1E143	130135-0197	E-48	3324FL123	130135-0015	E-45	35011	130094-0228	C-33
3290-2	130135-0198	E-48	3324L123	130135-0268	E-45	35030	130094-0230	C-32
3290-2E143	130135-0200	E-48	3325L123	130135-0272	E-46	35031	130094-0232	C-32
3290-3	130135-0201	E-48	3327A123	130135-0273	E-44	35032	130094-0234	C-32
3290-3E123	130135-0203	E-48	3327L123	130135-0276	E-44	35033	130094-0236	C-32
3290-9	130135-0204	E-48	3330A123	130135-0278	E-44	35034	130094-0238	C-32
3290-9E123	130135-0205	E-48	3330B123	130135-0279	E-44	35035	130094-0240	C-32

Woodhead No. Index

<i>Woodhead No.</i>	<i>Order No.</i>	<i>Page</i>	<i>Woodhead No.</i>	<i>Order No.</i>	<i>Page</i>	<i>Woodhead No.</i>	<i>Order No.</i>	<i>Page</i>
35036	130094-0242	C-32	35201	130094-0342	C-34	35426	130094-0442	C-37
35037	130094-0244	C-32	35202	130094-0344	C-34	35427	130094-0444	C-37
35038	130094-0246	C-32	35203	130094-0346	C-34	35428	130094-0446	C-37
35039	130094-0247	C-32	35204	130094-0348	C-34	35429	130094-0448	C-37
35040	130094-0249	C-32	35205	130094-0350	C-34	35430	130094-0450	C-37
35060	130094-0251	C-34	35225	130094-0352	C-35	35431	130094-0452	C-37
35061	130094-0253	C-34	35226	130094-0354	C-35	35432	130094-0453	C-37
35062	130094-0255	C-34	35227	130094-0356	C-35	35433	130094-0455	C-37
35063	130094-0257	C-34	35228	130094-0357	C-35	35435	130094-0457	C-36
35064	130094-0259	C-34	35229	130094-0358	C-35	35436	130094-0459	C-36
35065	130094-0261	C-34	35230	130094-0359	C-35	35437	130094-0461	C-36
35066	130094-0263	C-34	35231	130094-0360	C-35	35438	130094-0463	C-36
35067	130094-0265	C-34	35232	130094-0361	C-35	35440	130094-0465	C-37
35068	130094-0267	C-34	35270	130094-0367	C-33	35441	130094-0466	C-37
35069	130094-0268	C-34	35271	130094-0368	C-33	35442	130094-0468	C-37
35070	130094-0269	C-34	35272	130094-0370	C-33	35443	130094-0470	C-37
35090	130094-0271	C-35	35273	130094-0372	C-33	35444	130094-0472	C-37
35091	130094-0273	C-35	35274	130094-0374	C-33	35445	130094-0474	C-37
35092	130094-0275	C-35	35275	130094-0376	C-33	35446	130094-0476	C-37
35093	130094-0276	C-35	35276	130094-0378	C-33	35447	130094-0478	C-37
35094	130094-0278	C-35	35277	130094-0380	C-33	35448	130094-0479	C-37
35095	130094-0279	C-35	35278	130094-0382	C-33	35450	130094-0480	C-36
35096	130094-0280	C-35	35279	130094-0383	C-33	35451	130094-0482	C-36
35097	130094-0281	C-35	35280	130094-0384	C-33	35452	130094-0484	C-36
35098	130094-0283	C-35	35285	130094-0385	C-32	35453	130094-0486	C-36
35099	130094-0284	C-35	35286	130094-0387	C-32	35851	130095-0123	C-44
3510	130136-0065	E-54	35287	130094-0389	C-32	35865	130095-0124	C-44
3510A143	130136-0066	E-54	35288	130094-0391	C-32	35866	130095-0125	C-44
3510PLG	130136-0067	E-54	35289	130094-0393	C-32	35867	130095-0126	C-44
35135	130094-0288	C-33	35290	130094-0395	C-32	35868	130095-0127	C-44
35136	130094-0290	C-33	35291	130094-0397	C-32	35869	130095-0128	C-44
35137	130094-0292	C-33	35292	130094-0399	C-32	35870	130095-0129	C-44
35138	130094-0294	C-33	35293	130094-0401	C-32	35871	130095-0130	C-44
35139	130094-0296	C-33	35294	130094-0403	C-32	35872	130095-0131	C-44
35140	130094-0298	C-33	35300	130094-0406	C-34	35873	130095-0132	C-44
35141	130094-0300	C-33	35301	130094-0408	C-34	35874	130095-0133	C-44
35142	130094-0302	C-33	35302	130094-0410	C-34	35875	130095-0134	C-44
35143	130094-0304	C-33	35303	130094-0412	C-34	35880	130095-0135	C-44
35144	130094-0306	C-33	35304	130094-0414	C-34	35881	130095-0136	C-44
35145	130094-0308	C-33	35305	130094-0416	C-34	35882	130095-0137	C-44
35165	130094-0310	C-32	35306	130094-0418	C-34	35883	130095-0138	C-44
35166	130094-0312	C-32	35307	130094-0420	C-34	35884	130095-0139	C-44
35167	130094-0314	C-32	35308	130094-0422	C-34	35885	130095-0140	C-44
35168	130094-0316	C-32	35309	130094-0424	C-34	35886	130095-0141	C-44
35169	130094-0318	C-32	35310	130094-0426	C-34	35887	130095-0142	C-44
35170	130094-0320	C-32	35330	130094-0429	C-35	35898	130095-0144	C-44
35171	130094-0322	C-32	35331	130094-0430	C-35	35899	130095-0145	C-44
35172	130094-0324	C-32	35332	130094-0432	C-35	35901	130095-0146	C-41
35173	130094-0326	C-32	35333	130094-0434	C-35	35902	130095-0147	C-41
35174	130094-0328	C-32	35334	130094-0435	C-35	35903	130095-0148	C-41
35175	130094-0329	C-32	35335	130094-0436	C-35	35904	130095-0149	C-41
35195	130094-0330	C-34	35336	130094-0437	C-35	35905	130095-0150	C-41
35196	130094-0332	C-34	35337	130094-0438	C-35	35906	130095-0151	C-41
35197	130094-0334	C-34	35338	130094-1042	C-35	35907	130095-0152	C-41
35198	130094-0336	C-34	35339	130094-1400	C-35	35908	130095-0153	C-41
35199	130094-0338	C-34	35340	130094-0439	C-35	35909	130095-0154	C-41
35200	130094-0340	C-34	35425	130094-0440	C-37	35930	130095-0165	C-42

Woodhead No. Index

<i>Woodhead No.</i>	<i>Order No.</i>	<i>Page</i>	<i>Woodhead No.</i>	<i>Order No.</i>	<i>Page</i>	<i>Woodhead No.</i>	<i>Order No.</i>	<i>Page</i>
35931	130095-0166	C-42	36143	130095-0257	C-47	36316	130097-0200	C-6
35932	130095-0167	C-42	36144	130095-0258	C-47	36317	130097-0201	C-7
35933	130095-0168	C-42	36145	130095-0259	C-47	36319	130097-0202	C-7
35934	130095-0169	C-42	36146	130095-0260	C-47	36321	130097-0203	C-7
35935	130095-0170	C-42	36147	130095-0261	C-47	36323	130097-0204	C-7
35937	130095-0171	C-42	36148	130095-0262	C-47	36326	130097-0205	C-8
35940	130095-0172	C-43	36149	130095-0263	C-47	36328	130097-0206	C-8
35941	130095-0173	C-43	362	130114-0017	A-36	36330	130097-0207	C-8
35942	130095-0174	C-43	36237	130099-0051	C-39	36340	130097-0210	C-6
35943	130095-0175	C-43	36237SS	130099-0228	C-39	36342	130097-0211	C-6
35944	130095-0176	C-43	36238	130099-0052	C-39	36344	130097-0212	C-6
35945	130095-0177	C-43	36238SS	130099-0229	C-39	36346	130097-0213	C-6
35946	130095-0178	C-43	36241	130094-0488	C-39	36347	130097-0214	C-7
35947	130095-0179	C-43	36241SS	130094-1401	C-39	36349	130097-0215	C-7
35948	130095-0180	C-43	36245	130097-0156	C-6	36351	130097-0216	C-7
35950	130095-0181	C-43	36246	130097-0157	C-6	36353	130097-0217	C-7
35951	130095-0182	C-43	36248	130097-0158	C-7	36355	130097-0218	C-8
35952	130095-0183	C-43	36249	130097-0159	C-8	36357	130097-0219	C-8
35953	130095-0184	C-43	36250	130097-0160	C-6	36359	130097-0220	C-8
35954	130095-0185	C-43	36251	130097-0161	C-6	36361	130097-0221	C-8
35955	130095-0186	C-43	36254	130097-0163	C-6	36362	130097-0222	C-8
35956	130095-0187	C-43	36256	130097-0165	C-6	36363	130097-0223	C-8
35960	130095-0188	C-43	36257	130097-0166	C-7	36364	130097-0224	C-8
35961	130095-0189	C-43	36259	130097-0167	C-7	36370	130096-0034	C-25
35962	130095-0190	C-43	36261	130097-0168	C-7	36371	130096-0036	C-25
35963	130095-0191	C-43	36263	130097-0170	C-7	36372	130096-0037	C-25
35964	130095-0192	C-43	36265	130097-0171	C-8	36373	130096-0038	C-25
35970	130095-0194	C-41, C-56	36267	130097-0172	C-8	36374	130096-0039	C-25
35971	130095-0196	C-41, C-56	36269	130097-0173	C-8	36375	130096-0040	C-25
35972	130095-0197	C-41, C-56	36270	130097-0174	C-8	36380	130096-0041	C-25
35973	130095-0198	C-41, C-56	36271	130097-0175	C-8	36381	130096-0042	C-25
35974	130095-0200	C-41, C-56	36272	130097-0176	C-8	36382	130096-0043	C-25
35975	130095-0201	C-41, C-56	36273	130097-0177	C-8	36390	130096-0044	C-25
35976	130095-0202	C-41	36274	130097-0178	C-8	36391	130096-0045	C-25
35980	130095-0203	C-43	36275	130097-0179	C-8	36392	130096-0046	C-25
35W34	130135-0316	E-29	36276	130097-0180	C-8	36393	130096-0047	C-25
35W47	130135-0317	E-29	36277	130097-0181	C-8	36394	130096-0048	C-25
36010	130095-0205	C-44	36278	130097-0182	C-9	36395	130096-0049	C-25
36101	130095-0225	C-47	36279	130097-0183	C-9	364	130114-0018	A-36
36102	130095-0227	C-47	36280	130097-0184	C-6	36400	130096-0050	C-25
36103	130095-0229	C-47	36282	130097-0185	C-6	36401	130096-0051	C-25
36104	130095-0230	C-47	36284	130097-0186	C-6	36402	130096-0052	C-25
36105	130095-0231	C-47	36286	130097-0187	C-6	36403	130096-0053	C-25
36106	130095-0232	C-47	36287	130097-0188	C-9	36404	130096-0054	C-25
36107	130095-0233	C-47	36288	130097-0189	C-9	36405	130096-0055	C-25
36120	130095-0240	C-47	36289	130097-0190	C-9	36440	130096-0056	C-25
36121	130095-0241	C-47	36290	130097-0191	C-7	36443	130096-0058	C-25
36122	130095-0242	C-47	36292	130097-0627	C-7	36470	130097-0231	C-9
36123	130095-0243	C-47	36294	130097-0192	C-7	36471	130097-0232	C-9
36124	130095-0244	C-47	36296	130097-0496	C-7	36472	130097-0233	C-9
36125	130095-0245	C-47	36298	130097-0193	C-8	36473	130097-0234	C-9
36126	130095-0246	C-47	362V	130112-0153	A-36	36475	130097-0235	C-9
36127	130095-0247	C-47	36300	130097-0194	C-8	36476	130097-0236	C-9
36128	130095-0248	C-47	36302	130097-0195	C-8	36477	130097-0237	C-9
36140	130095-0253	C-47	36310	130097-0197	C-6	36478	130097-0238	C-9
36141	130095-0255	C-47	36312	130097-0198	C-6	36479	130097-0239	C-9
36142	130095-0256	C-47	36314	130097-0199	C-6	36480	130097-0240	C-9

Woodhead No. Index

<i>Woodhead No.</i>	<i>Order No.</i>	<i>Page</i>	<i>Woodhead No.</i>	<i>Order No.</i>	<i>Page</i>	<i>Woodhead No.</i>	<i>Order No.</i>	<i>Page</i>
36481	130097-0241	C-9	36587	130094-0517	C-39	36808	130097-0284	C-10
36482	130097-0242	C-9	36589	130094-0519	C-39	36809	130097-0285	C-10
36483	130097-0243	C-9	36591	130094-0520	C-39	36810	130097-0286	C-10
36484	130097-0244	C-9	36594	130094-0521	C-39	36811	130097-0287	C-10
36485	130097-0245	C-9	36610	130095-0272	C-46	36812	130097-0288	C-10
36486	130097-0246	C-9	36611	130095-0273	C-46	36813	130097-0289	C-10
36487	130097-0247	C-9	36612	130095-0274	C-46	36814	130097-0290	C-10
36488	130097-0248	C-9	36613	130095-0275	C-46	36815	130097-0291	C-10
36489	130097-0249	C-9	36614	130095-0276	C-46	36816	130097-0292	C-9
36497	130097-0252	C-9	36615	130095-0277	C-46	36818	130097-0293	C-8
36498	130097-0253	C-9	36620	130095-0278	C-45	36819	130097-0628	C-8
36499	130097-0254	C-9	36621	130095-0279	C-45	36826	130097-0629	C-8
364V	130112-0154	A-36	36622	130095-0280	C-45	36827	130097-0294	C-8
36500	130097-0255	C-9	36623	130095-0281	C-45	36829	130097-0295	C-8
36501	130097-0256	C-5	36624	130095-0282	C-45	36830	130097-0296	C-8
36503	130097-0258	C-5	36625	130095-0283	C-45	36831	130097-0297	C-8
36505	130097-0260	C-5	36626	130095-0284	C-45	37-8564	130185-0558	A-29
36508	130097-0262	C-5	36627	130095-0285	C-45	37-8574	130185-0471	A-29
36512	130097-0265	C-5	36628	130095-0286	C-45	370	130112-0160	A-34
36515	130097-0269	C-5	36629	130095-0287	C-45	37030	130096-0065	C-25
36516	130097-0271	C-5	36640	130095-0288	C-45	37031	130096-0066	C-25
36517	130097-0272	C-5	36641	130095-0289	C-45	37032	130096-0067	C-25
36518	130097-0273	C-5	36642	130095-0290	C-45	37101	130096-0069	C-26
36519	130097-0274	C-5	36643	130095-0291	C-45	37101-90	130096-0070	C-26
36550	130096-0059	C-30	36644	130095-0292	C-45	37102	130096-0071	C-26
36551	130096-0060	C-30	36645	130095-0293	C-45	37102-90	130096-0072	C-26
36552	130096-0061	C-30	36646	130095-0294	C-45	37103	130096-0073	C-26
36553	130096-0062	C-30	36647	130095-0295	C-45	37103-90	130096-0074	C-26
36554	130096-0063	C-30	36661	130095-0297	C-48	37104	130096-0075	C-26
36555	130096-0064	C-30	36662	130095-0298	C-48	37104-90	130096-0076	C-26
36560	130094-0489	C-39	36663	130095-0299	C-48	37105	130096-0077	C-26
36560SS	130094-0490	C-39	36664	130095-0300	C-48	37105-90	130096-0078	C-26
36562	130094-0491	C-39	36670	130094-0522	C-48	37106	130096-0079	C-26
36562SS	130094-0492	C-39	36671	130094-0523	C-48	372	130112-0161	A-34
36564	130094-0493	C-39	36672	130094-0524	C-48	372V	130112-0162	A-34
36564SS	130094-0494	C-39	36673	130094-0525	C-48	3764N	130155-0041	D-7, D-112
36567	130094-0495	C-39	36674	130094-0526	C-48	3765N	130155-0042	D-7, D-112
36567SS	130094-0496	C-39	36675	130094-0527	C-48	3769	130155-0043	D-7, D-112
36569	130094-0497	C-39	36676	130094-0528	C-48	377	130112-0163	A-34
36569SS	130094-0498	C-39	36680	130094-0529	C-48	3775	130155-0044	D-7, D-112
36571	130094-0499	C-39	36681	130094-0530	C-48	377V	130112-0164	A-34
36571SS	130094-0500	C-39	36682	130094-0531	C-48	378	130114-0019	A-34
36573	130094-0501	C-38	36683	130094-0532	C-48	378V	130112-0166	A-34
36574	130094-0502	C-39	36684	130094-0533	C-48	380010A	130107-0038	A-33
36574SS	130094-0503	C-39	36685	130094-0534	C-48	380310A	130107-0039	A-33
36575	130094-0504	C-38	36686	130094-0535	C-48	380510A	130107-0040	A-33
36576	130094-0505	C-38	367	130112-0156	A-36	380R	130112-0169	A-36
36577	130094-0506	C-38	367V	130112-0157	A-36	381R	130112-0171	A-34
36578	130094-0507	C-38	368	130112-0158	A-36	382	130112-0172	A-36
36579	130094-0509	C-38	36800	130097-0276	C-10	383	130112-0173	A-34
36580	130094-0510	C-39	36801	130097-0277	C-10	385	130112-0174	A-34
36581	130094-0511	C-38	36802	130097-0278	C-10	387010A	130107-0042	A-33
36582	130094-0512	C-39	36803	130097-0279	C-10	387510A	130107-0043	A-33
36583	130094-0513	C-38	36804	130097-0280	C-10	38897	130095-0143	C-44
36584	130094-0514	C-39	36805	130097-0281	C-10	40-1040	130112-0176	A-19
36585	130094-0515	C-38	36806	130097-0282	C-10	40-3070G	130137-0246	E-36
36586	130094-0516	C-38	36807	130097-0283	C-10	40-3660	130138-0069	E-53

Woodhead No. Index

<i>Woodhead No.</i>	<i>Order No.</i>	<i>Page</i>	<i>Woodhead No.</i>	<i>Order No.</i>	<i>Page</i>	<i>Woodhead No.</i>	<i>Order No.</i>	<i>Page</i>
40-9100	130186-0535	E-33	42-2190	130186-0318	F-6	454	130128-0118	E-49
40-9441	130186-0719	A-7	4202	130126-0235	F-9	454CR	130128-0119	E-33
40-9442	130113-0007	A-7	4203	130126-0236	F-9	454GF	130128-0120	E-49
40-9456	130186-0561	A-7	4204	130148-0072	F-9	455-FD1	130128-0150	E-32
4002	130126-0186	F-9	4205	130148-0073	F-9	455-FD1BLK	130128-0160	E-32
4003	130126-0187	F-9	4206	130126-0237	F-9	455-FD2	130128-0151	E-32
4004	130126-0188	F-9	4207	130126-0238	F-9	455-FD2BLK	130128-0161	E-32
4005	130126-0189	F-9	4208	130126-0239	F-9	455-FD3	130128-0152	E-32
4006	130126-0190	F-9	4209	130126-0240	F-10	455-FD3BLK	130128-0162	E-32
4007	130126-0192	F-9	420C12	130198-0124	D-120	455-TA50	130128-0167	E-32
4008	130126-0193	F-9	420C12W	130198-0118	D-61	455-TA75	130128-0168	E-32
4009	130126-0195	F-10	420C5	130150-0125	D-120	459	130138-0004	E-33, E-49
4010	130126-0196	F-10	420C5W	130150-0126	D-61	460C12	130150-0185	D-120
4011	130126-0197	F-10	420C7	130150-0127	D-120	460C12W	130150-0186	D-61
4012	130126-0198	F-10	420C7W	130150-0128	D-61	460C5	130150-0187	D-120
402	130109-0007	A-21	420C9	130150-0288	D-120	460C5W	130150-0188	D-61
4020	130128-0100	F-7	420C9W	130150-0129	D-61	460C7	130150-0189	D-120
4020-2	130128-0101	F-7	420P12	130150-0135	D-120	460C7W	130150-0190	D-61
4022	130126-0199	F-7	420P12W	130150-0136	D-61	460C9	130150-0191	D-120
4022-2	130126-0200	F-7	420P5	130150-0137	D-120	460C9W	130150-0192	D-61
4022ES	130126-0204	F-7	420P5W	130150-0138	D-61	460P12	130150-0198	D-120
4022G	130126-0205	F-7	420P7	130150-0139	D-120	460P12W	130150-0199	D-61
4023	130126-0207	F-7	420P7W	130150-0148	D-61	460P5	130150-0200	D-120
4023-2	130126-0208	F-7	420P9	130150-0141	D-120	460P5W	130150-0201	D-61
4023ES	130126-0209	F-7	420P9W	130150-0142	D-61	460P7	130150-0202	D-120
4023G	130126-0210	F-7	420R12	130150-0143	D-120	460P7W	130150-0203	D-61
4024	130126-0212	F-7	420R12W	130150-0144	D-61	460P9	130150-0204	D-120
4024-2	130126-0213	F-7	420R5	130150-0145	D-120	460P9W	130150-0205	D-61
4024ES	130126-0214	F-7	420R5W	130150-0146	D-61	460R12	130150-0206	D-120
4024G	130126-0216	F-7	420R7	130150-0147	D-120	460R12W	130150-0207	D-61
4026	130126-0218	F-7	420R7W	130150-0148	D-61	460R5	130150-0208	D-120
4026-2	130126-0219	F-7	420R9	130150-0149	D-120	460R5W	130150-0209	D-61
4026ES	130126-0222	F-7	420R9W	130150-0150	D-61	460R7	130150-0210	D-120
4026G	130126-0223	F-7	4210	130126-0241	F-10	460R7W	130150-0211	D-61
4028	130126-0036	F-7	4212	130126-0242	F-10	460R9	130150-0212	D-120
4028-2	130126-0224	F-7	430C5W	130150-0156	D-61	460R9W	130150-0213	D-61
4028ES	130126-0226	F-7	430C7	130150-0157	D-120	4700DW	130148-0074	D-81
4028G	130126-0227	F-7	430C7W	130150-0158	D-61	4720	130144-0023	D-7, D-81
4032	130126-0228	F-8	430C9W	130150-0160	D-61	4720YL	130144-0024	D-81
4032-2	130126-0229	F-8	430P5W	130150-0169	D-61	4729	130144-0025	D-7, D-81
4032BLK	130126-0230	F-8	430P7	130150-0170	D-120	4729YL	130144-0026	D-81
405	130109-0009	A-21	430P7W	130150-0171	D-61	4730	130144-0027	D-7, D-95
4052	130126-0231	F-6	430P9W	130150-0173	D-61	4739	130144-0029	D-7, D-95
4052BLK	130126-0232	F-6	430R5W	130150-0175	D-61	4747	130149-0066	D-85
41-6762	130112-0186	A-13	430R7W	130150-0177	D-61	4747CR	130149-0067	D-85
4100C12W	130150-0105	D-61	430R9W	130150-0179	D-61	4748	130149-0068	D-88
4100C5W	130150-0106	D-61	440	130138-0072	E-52	4748CR	130149-0069	D-88
4100C7W	130150-0107	D-61	440F	130138-0073	E-52	4749	130149-0070	D-90
4100C9W	130150-0108	D-61	442	130136-0070	E-52	4770	130144-0031	D-7, D-84
4100P12W	130150-0112	D-61	446	130138-0075	E-52	4774	130149-0071	D-99
4100P5W	130150-0113	D-61	450	130128-0111	E-49	4775	130149-0072	D-101
4100P7W	130150-0114	D-61	451	130128-0112	E-49	4776	130149-0074	D-102
4100P9W	130150-0115	D-61	452	130128-0113	E-49	4779	130144-0033	D-7, D-84
4100R12W	130150-0116	D-61	452CR	130128-0114	E-33	4976	130149-0085	D-105
4100R5W	130150-0117	D-61	453	130128-0115	E-49	4976CR	130149-0086	D-105
4100R7W	130150-0118	D-61	453CR	130128-0116	E-33	50-8575	130112-0196	A-30
4100R9W	130150-0119	D-61	453GF	130128-0117	E-49	50-8578	130201-0750	A-30

Woodhead No. Index

Woodhead No.	Order No.	Page	Woodhead No.	Order No.	Page	Woodhead No.	Order No.	Page
5000	130111-0027	A-36	5262DWW	130148-0089	D-67	5524M	130099-0072	C-12
5002	130111-0030	A-36	5266	130144-0036	D-7, D-66	5524MSS	130097-0322	C-24
5003	130111-0031	A-36	5266YL	130144-0043	D-66	5524NM	130099-0073	C-12
5030	130111-0044	A-37	5269	130144-0044	D-7, D-66	5524SS	130098-0055	C-24
5052-1	130126-0243	F-5	5269L	130144-0048	D-66, D-136	5524W	130098-0056	C-12
5052-M	130126-0246	F-5	5269YL	130144-0050	D-66	5524WBLK	130098-0057	C-13
5052-N	130126-0247	F-5	5361DW	130149-0089	D-74	5525	130098-0058	C-18
5054-1	130126-0248	F-5	5362DW	130148-0097	D-74	5525M	130099-0074	C-18
5054-1M	130126-0249	F-5	5362DWBL	130148-0091	D-74	5525NM	130099-0075	C-18
5054-1N	130126-0250	F-5	5362DWBLK	130148-0099	D-74	5525W	130098-0060	C-18
5054-2	130126-0251	F-5	5362DWCR	130148-0100	D-74	5526	130098-0061	C-12
5056-1	130126-0256	F-5	5362DWI	130148-0102	D-74	5526M	130099-0076	C-12
5056-1M	130126-0257	F-5	5362DWR	130148-0104	D-74	5526MSS	130097-0323	C-24
5056-1N	130126-0258	F-5	5366	130144-0053	D-7, D-73	5526NM	130099-0077	C-12
5056-2M	130126-0260	F-5	5366ORG	130144-0054	D-73	5526SS	130098-0063	C-24
5058-1	130126-0262	F-5	5369	130144-0057	D-7, D-73	5526W	130098-0064	C-12
5058-1M	130126-0263	F-5	5398	130098-0024	C-11	5526WBLK	130098-0065	C-13
5058-1N	130126-0264	F-5	5400	130098-0025	C-11	5527	130098-0066	C-18
5058-2M	130126-0266	F-5	5402	130098-0026	C-11	5527M	130099-0078	C-18
5058-3M	130126-0268	F-5	5452DW	130148-0106	D-76	5527NM	130099-0079	C-18
5058-RM	130126-0012	F-5, F-7	5462DW	130148-0107	D-76	5527W	130098-0068	C-18
5058C-C	130126-0008	F-5	5462DWCR	130148-0108	D-76	5528	130098-0069	C-12
5058C-L	130126-0009	F-5, F-13	5466	130144-0061	D-7, D-76	5528M	130099-0080	C-12
505PL-GS	130126-0021	F-5	5466YL	130144-0062	D-76	5528MSS	130097-0324	C-24
505PL-RS	130126-0022	F-5	5469	130144-0063	D-7, D-76	5528NM	130099-0081	C-12
505PL-YS	130126-0023	F-5	5469YL	130144-0064	D-76	5528SS	130098-0070	C-24
505SS-2	130126-0025	F-5	5500	130098-0027	C-11	5528W	130098-0071	C-12
505SS-3NO	130126-0027	F-5	5501	130098-0028	C-18	5528WBLK	130098-0072	C-13
505SW-1	130126-0028	F-5	5502	130098-0029	C-11	5529	130098-0073	C-18
505SW-12NO	130126-0029	F-5	5503	130098-0030	C-18	5529M	130099-0082	C-18
505SW-1NONC	130126-0030	F-5	5504	130098-0031	C-11	5529NM	130099-0083	C-18
505SW-2	130126-0031	F-5	5505	130098-0425	C-18	5529W	130098-0075	C-18
505SW-M	130126-0033	F-5	5506	130098-0032	C-11	5530	130098-0076	C-12
505SW-N	130126-0034	F-5	5507	130098-0033	C-18	5530M	130099-0084	C-12
50W50	130155-0077	D-57	5508	130098-0034	C-11	5530MSS	130097-0325	C-24
50W50BLK	130155-0078	D-57	5509	130098-0035	C-18	5530NM	130099-0085	C-12
50W52	130155-0080	D-57	5518	130098-0036	C-12	5530SS	130098-0077	C-24
50W52BLK	130155-0081	D-57	5518SS	130098-0037	C-24	5530W	130098-0078	C-12
50W54	130155-0082	D-58	5518W	130098-0038	C-12	5530WBLK	130098-0079	C-13
50W54BLK	130155-0083	D-58	5519	130098-0039	C-18	5531	130098-0080	C-18
50W56	130155-0084	D-58	5519W	130098-0040	C-18	5531M	130099-0086	C-18
5166	130144-0034	D-7, D-63	5520	130098-0041	C-12	5531NM	130099-0087	C-18
5169	130144-0035	D-7, D-63	5520SS	130098-0424	C-24	5531W	130098-0081	C-18
5176	130144-0008	D-7, D-63	5520W	130098-0043	C-12	5532	130098-0082	C-12
520C7	130150-0227	D-120	5521	130098-0044	C-18	5532M	130099-0088	C-12
520C9	130150-0229	D-120	5521W	130098-0045	C-18	5532MSS	130097-0326	C-24
520P7	130150-0238	D-120	5522	130098-0046	C-12	5532SS	130098-0085	C-24
520P9	130150-0240	D-120	5522M	130099-0068	C-12	5532W	130098-0086	C-12
520R7	130150-0242	D-120	5522MSS	130097-0321	C-24	5532WBLK	130098-0087	C-13
520R9	130150-0244	D-120	5522NM	130099-0069	C-12	5533	130098-0089	C-18
5252DW	130148-0075	D-67	5522SS	130098-0048	C-24	5533M	130099-0089	C-18
5252DWBLK	130148-0076	D-67	5522W	130098-0049	C-12	5533W	130098-0090	C-18
5261DW	130149-0087	D-67	5523	130098-0050	C-18	5534	130097-0327	C-12
5261DWI	130149-0088	D-67	5523M	130099-0070	C-18	5534M	130099-0090	C-12
5262DW	130148-0083	D-67	5523NM	130099-0071	C-18	5534MSS	130097-0328	C-24
5262DWCR	130148-0084	D-67	5523W	130098-0051	C-18	5534SS	130098-0243	C-24
5262DWI	130148-0086	D-67	5524	130098-0052	C-12	5534W	130098-0092	C-12

Woodhead No. Index

<i>Woodhead No.</i>	<i>Order No.</i>	<i>Page</i>	<i>Woodhead No.</i>	<i>Order No.</i>	<i>Page</i>	<i>Woodhead No.</i>	<i>Order No.</i>	<i>Page</i>
5535	130098-0093	C-18	5546NM	130099-0111	C-16	5557NM	130099-0130	C-21
5535M	130099-0091	C-18	5546SS	130098-0248	C-24	5557W	130098-0160	C-21
5535W	130098-0095	C-18	5546W	130098-0133	C-16	5558	130098-0161	C-16
5536	130098-0096	C-14	5547	130098-0134	C-21	5558M	130099-0131	C-16
5536M	130099-0092	C-14	5547NM	130099-0112	C-21	5558MSS	130097-0632	C-24
5536MSS	130097-0329	C-24	5547W	130098-0135	C-21	5558NM	130099-0132	C-16
5536NM	130099-0093	C-14	5548	130098-0136	C-16	5558SS	130098-0253	C-24
5536SS	130098-0246	C-24	5548M	130099-0113	C-16	5558W	130098-0164	C-16
5536W	130098-0099	C-14	5548MSS	130097-0334	C-24	5558WBLK	130098-0429	C-16
5536WBLK	130098-0100	C-15	5548NM	130099-0114	C-16	5559	130098-0165	C-21
5537	130098-0101	C-20	5548SS	130098-0249	C-24	5560	130098-0166	C-16
5537M	130099-0094	C-20	5548W	130098-0137	C-16	5560M	130099-0134	C-16
5537NM	130099-0095	C-20	5549	130098-0138	C-21	5560MSS	130097-0338	C-24
5537W	130098-0102	C-20	5549NM	130099-0115	C-21	5560NM	130099-0135	C-16
5538	130098-0103	C-14	5550	130098-0139	C-16	5560SS	130098-0254	C-24
5538M	130099-0096	C-14	55501	130023-0001	F-6	5560W	130098-0167	C-16
5538MSS	130097-0330	C-24	55502	130023-0002	F-6	5560WBLK	130098-0168	C-16
5538NM	130099-0097	C-14	55503	130023-0003	F-6	5561	130098-0169	C-21
5538SS	130098-0106	C-24	55504	130023-0004	F-6	5561M	130099-0136	C-21
5538W	130098-0107	C-14	5550M	130099-0116	C-16	5561NM	130099-0137	C-21
5538WBLK	130098-0108	C-15	5550MSS	130097-0631	C-24	5561W	130098-0170	C-21
5539	130098-0109	C-20	5550NM	130099-0117	C-16	5562	130098-0171	C-16
5539M	130099-0098	C-20	5550SS	130098-0250	C-24	5562MSS	130097-0633	C-24
5539NM	130099-0099	C-20	5550W	130098-0141	C-16	5562SS	130098-0255	C-24
5539W	130098-0111	C-20	5551	130098-0142	C-21	5562W	130098-0172	C-16
5540	130098-0112	C-14	5551M	130099-0118	C-21	5563	130098-0173	C-21
5540M	130099-0100	C-14	5552	130098-0143	C-16	5568	130098-0174	C-17
5540MSS	130097-0331	C-24	5552M	130099-0119	C-16	5569	130098-0175	C-22
5540NM	130099-0101	C-14	5552MSS	130097-0335	C-24	5570	130098-0176	C-17
5540SS	130098-0113	C-24	5552NM	130099-0120	C-16	5571	130098-0177	C-22
5540W	130098-0114	C-14	5552SS	130098-0145	C-24	5572	130098-0178	C-17
5540WBLK	130098-0115	C-15	5552W	130098-0146	C-16	5573	130098-0179	C-22
5541	130098-0116	C-20	5552WBLK	130098-0147	C-16	5574	130098-0180	C-17
5541M	130099-0102	C-20	5553	130098-0148	C-21	5575	130098-0181	C-22
5541W	130098-0117	C-20	5553M	130099-0121	C-21	5576	130098-0182	C-17
5542	130098-0118	C-14	5553NM	130099-0122	C-21	5577	130098-0184	C-22
5542M	130099-0104	C-14	5553W	130098-0149	C-21	5580	130098-0185	C-13
5542MSS	130097-0332	C-24	5554	130098-0150	C-16	5580W	130098-0186	C-13
5542NM	130099-0105	C-14	5554M	130099-0123	C-16	5581	130098-0187	C-19
5542SS	130098-0426	C-24	5554MSS	130097-0336	C-24	5582	130098-0188	C-13
5542W	130098-0121	C-14	5554NM	130099-0124	C-16	5582W	130098-0189	C-13
5542WBLK	130098-0122	C-15	5554SS	130098-0251	C-24	5583	130098-0190	C-19
5543	130098-0123	C-20	5554W	130098-0151	C-16	5584	130098-0191	C-15
5543M	130099-0106	C-20	5554WBLK	130098-0152	C-16	5585	130098-0239	C-20
5543NM	130099-0107	C-20	5555	130098-0153	C-21	5586	130098-0192	C-15
5543W	130098-0125	C-20	5555M	130099-0125	C-21	5587	130098-0193	C-20
5544	130098-0126	C-14	5555NM	130099-0126	C-21	5594-004	130098-0195	C-13
5544M	130099-0108	C-14	5555W	130098-0154	C-21	5594-004W	130098-0196	C-13
5544MSS	130097-0333	C-24	5556	130098-0155	C-16	5594-005	130098-0197	C-13
5544SS	130098-0128	C-24	5556M	130099-0127	C-16	5594-005W	130098-0198	C-13
5544W	130098-0129	C-14	5556MSS	130097-0337	C-24	5594-006	130098-0199	C-13
5545	130098-0130	C-20	5556NM	130099-0128	C-16	5594-006W	130098-0200	C-13
5545M	130099-0109	C-20	5556SS	130098-0252	C-24	5594-007	130098-0202	C-13
5545W	130098-0131	C-20	5556W	130098-0157	C-16	5594-007W	130098-0203	C-13
5546	130098-0132	C-16	5556WBLK	130098-0158	C-16	5594-008	130098-0204	C-13
5546M	130099-0110	C-16	5557	130098-0159	C-21	5594-008W	130098-0205	C-13
5546MSS	130097-0630	C-24	5557M	130099-0129	C-21	5595-004	130098-0207	C-19

Woodhead No. Index

<i>Woodhead No.</i>	<i>Order No.</i>	<i>Page</i>	<i>Woodhead No.</i>	<i>Order No.</i>	<i>Page</i>	<i>Woodhead No.</i>	<i>Order No.</i>	<i>Page</i>
5595-004W	130098-0208	C-19	5634NM	130099-0174	C-28	61450	130104-0082	A-5
5595-005W	130098-0210	C-19	5635M	130099-0175	C-28	61450A143	130104-0083	A-5
5595-006W	130098-0241	C-19	5635NM	130099-0176	C-28	61450A163	130104-0086	A-5
5595-007W	130098-0238	C-19	5636M	130099-0177	C-29	61450B143	130104-0084	A-5
5595-008	130098-0212	C-19	5636NM	130099-0178	C-29	61450B163	130104-0087	A-5
5595-008W	130098-0213	C-19	5637M	130099-0179	C-29	61450D143	130104-0085	A-5
5599	130099-0141	C-23	5637NM	130099-0180	C-29	61450D163	130104-0088	A-5
5600	130099-0142	C-23	5638M	130099-0181	C-29	61451	130104-0054	A-8
5601	130099-0143	C-23	5638NM	130099-0182	C-29	61451	130104-0095	A-5
5602	130099-0144	C-23	5639M	130099-0183	C-29	61452	130104-0055	A-8
5603	130099-0145	C-23	5639NM	130099-0184	C-29	61452	130104-0096	A-5
5604	130099-0146	C-23	5640M	130099-0185	C-28	61455	130104-0056	A-8
5609	130099-0147	C-23	5640NM	130099-0186	C-28	61455	130104-0097	A-5
5610	130099-0148	C-23	5641NM	130099-0103	C-20	61457	130104-0098	A-5, A-8
5611	130099-0149	C-23	5645M	130099-0187	C-28	63W64	130155-0104	D-4, D-46
5612	130099-0150	C-23	5646M	130099-0188	C-29	63W65	130155-0105	D-4, D-46
5613	130099-0151	C-23	5647M	130099-0189	C-27	64W04	130146-0139	D-5, D-20
5614	130099-0152	C-23	5648M	130099-0190	C-27	64W07	130146-0140	D-5, D-35
5620	130098-0235	C-14	5662DW	130148-0111	D-70	64W34	130146-0141	D-5, D-26
5620M	130099-0153	C-14	5662DWCR	130148-0112	D-70	64W47	130146-0142	D-5, D-24
5620NM	130099-0154	C-14	5666	130144-0065	D-7, D-70	64W49	130146-0143	D-5, D-25
5620W	130098-0215	C-14	5669	130144-0067	D-7, D-70	64W64	130147-0122	D-5, D-47
5620WBLK	130098-0216	C-15	5766	130144-0069	D-7, D-72	6503	130155-0107	E-33
5621	130098-0217	C-20	5769	130144-0071	D-7, D-72	65W04	130018-0366	D-5, D-20
5621W	130098-0218	C-20	59W07	130146-0114	D-5	65W07	130146-0145	D-5, D-35
5622	130098-0236	C-14	59W33	130146-0115	D-5, D-16	65W07DPLX	130146-0146	D-5, D-35
5622M	130099-0157	C-14	59W47	130146-0116	D-5, D-11	65W34	130146-0147	D-5, D-26
5622MSS	130097-0340	C-24	59W48	130146-0117	D-5, D-18	65W34DPLX	130146-0148	D-5, D-26
5622NM	130099-0158	C-14	59W49	130146-0118	D-5, D-12	65W47	130146-0149	D-5, D-24
5622SS	130098-0244	C-24	600	130152-0016	A-35	65W47BLK	130146-0150	D-24
5622W	130098-0221	C-14	601	130152-0020	A-35	65W47DPLX	130146-0151	D-5, D-24
5622WBLK	130098-0222	C-15	603	130144-0094	A-35	65W47DPLXGF	130155-0108	D-24
5623	130098-0223	C-20	606	130152-0021	A-35	65W49	130146-0153	D-5, D-25
5623M	130099-0159	C-20	60W07	130146-0121	D-5, D-19	65W49DPLX	130146-0154	D-5, D-25
5623NM	130099-0160	C-20	60W07DPLX	130146-0122	D-5, D-19	66W07	130146-0155	D-5, D-21
5623W	130098-0224	C-20	60W33	130146-0123	D-5, D-16	66W08	130147-0124	D-5, D-36
5624	130098-0225	C-14	60W33DPLX	130146-0125	D-5, D-16	66W09	130147-0125	D-5, D-48
5624M	130099-0161	C-14	60W33DPLXGF	130155-0091	D-16	66W10	130147-0126	D-5, D-53
5624MSS	130097-0341	C-24	60W34	130146-0127	D-5, D-13	66W47	130147-0127	D-5, D-29
5624NM	130099-0162	C-14	60W34DPLX	130146-0128	D-5, D-13	66W48	130147-0128	D-5, D-30
5624SS	130098-0245	C-24	60W47	130146-0129	D-5, D-11	66W49	130147-0129	D-5, D-31
5624W	130098-0227	C-14	60W47BLK	130146-0130	D-11	66W74	130147-0131	D-5, D-39
5624WBLK	130098-0228	C-15	60W47DPLX	130146-0131	D-5, D-11	66W75	130147-0132	D-5, D-40
5625	130098-0229	C-20	60W47DPLXGF	130155-0092	D-11	66W76	130147-0133	D-5, D-41
5625M	130099-0227	C-20	60W48	130146-0133	D-5, D-18	66W81	130147-0134	D-5, D-50
5625NM	130099-0163	C-20	60W48DPLX	130146-0135	D-5, D-18	66W82	130147-0135	D-5, D-51
5625W	130098-0230	C-20	60W49	130146-0137	D-5, D-12	66W83	130147-0136	D-5, D-52
5628M	130099-0164	C-28	60W49DPLX	130146-0138	D-5, D-12	6702	130185-0358	E-33
5630M	130099-0165	C-27	61430	130104-0041	A-8	6703	130155-0109	E-33
5630NM	130099-0166	C-27	61430A143	130104-0042	A-8	67W07	130146-0156	D-5, D-21
5631M	130099-0167	C-27	61430A163	130104-0043	A-8	67W07DPLX	130146-0157	D-5, D-21
5631NM	130099-0168	C-27	61430B143	130104-0044	A-8	67W08	130147-0137	D-5, D-36
5632M	130099-0169	C-27	61430B163	130104-0045	A-8	67W09	130147-0139	D-5, D-48
5632NM	130099-0170	C-27	61430D143	130104-0048	A-8	67W10	130147-0140	D-5, D-53
5633M	130099-0171	C-28	61430D163	130104-0049	A-8	67W47	130147-0141	D-5, D-29
5633NM	130099-0172	C-28	61435	130104-0057	A-8	67W47BLK	130147-0142	D-29
5634M	130099-0173	C-28	61436	130104-0057	A-5	67W47GF	130155-0110	D-29

Woodhead No. Index

<i>Woodhead No.</i>	<i>Order No.</i>	<i>Page</i>	<i>Woodhead No.</i>	<i>Order No.</i>	<i>Page</i>	<i>Woodhead No.</i>	<i>Order No.</i>	<i>Page</i>
67W48	130147-0144	D-5, D-30	8511	130110-0023	A-30	92443	130083-0234	B-10
67W49	130147-0145	D-5, D-31	85125	130144-0077	D-136	92444	130083-0236	B-10
67W64	130147-0146	D-5, D-34	85262DW	130148-0114	D-67	92463	130083-0237	B-10
67W74	130147-0147	D-5, D-39	85262DWI	130148-0115	D-67	92464	130083-0238	B-10
67W75	130147-0149	D-5, D-40	85262DWR	130148-0116	D-67	92481	130083-0239	B-10
67W76	130147-0150	D-5, D-41	85262DWW	130148-0117	D-67	92482	130083-0240	B-10
67W81	130147-0151	D-5, D-50	85266	130144-0078	D-66	92501AN	130084-0119	B-13
67W81BLK	130147-0152	D-50	85266YL	130144-0079	D-66	92502N	130084-0120	B-13
67W82	130147-0153	D-5, D-51	85269	130144-0080	D-66	92511AN	130084-0121	B-13
67W83	130147-0154	D-5, D-52	85269YL	130144-0081	D-66	92512AN	130084-0123	B-13
68W08	130147-0155	D-5, D-38	85362DW	130148-0118	D-74	92512BN	130084-0124	B-13
68W47	130147-0157	D-5, D-32	85362DWBLK	130148-0119	D-74	92526BN	130084-0128	B-13
68W48	130147-0158	D-5, D-33	85362DWI	130148-0121	D-74	9253	130083-0242	B-10, B-11, B-12
68W49	130147-0005	D-5	85362DWR	130148-0122	D-74	9253-1610S	130083-0245	B-11
68W74	130147-0159	D-5, D-42	85362DWW	130148-0123	D-74	9253-3000	130083-0246	B-12
68W75	130147-0160	D-5, D-43	85366	130144-0082	D-73	92531N	130084-0129	B-13
68W76	130147-0161	D-5, D-44	85369	130144-0084	D-73	92532N	130084-0131	B-13
68W77	130147-0162	D-5, D-45	8540M	130110-0026	A-31	92532N	130084-0131	B-13
68W81	130147-0163	D-5, D-54	8540P	130110-0027	A-31	92533N	130084-0132	B-13
68W82	130147-0164	D-5, D-55	85447	130144-0087	D-66, D-136	92534N	130084-0133	B-13
68W83	130147-0165	D-5, D-56	85447L	130144-0088	D-66, D-136	92535AN	130084-0134	B-13
6902	130155-0017	E-33	85447MB	130149-0094	D-67	92535BN	130084-0135	B-13
6903	130155-0018	E-33	85547	130144-0089	D-66	92536N	130084-0136	B-13
69W08	130147-0166	D-5, D-38	8565	130110-0031	A-29	92541N	130084-0138	B-13
69W47	130147-0168	D-5, D-32	8565-LED	130110-0060	A-29	92542N	130084-0139	B-13
69W48	130147-0169	D-5, D-33	8565-MH	130110-0035	A-29	92543N	130084-0140	B-13
69W49	130147-0170	D-5	8565F	130110-0033	A-29	92544AN	130084-0141	B-13
69W74	130147-0173	D-5, D-42	8565F-LED	130110-0061	A-29	92544BN	130084-0142	B-13
69W75	130147-0174	D-5, D-43	8565F-MH	130110-0034	A-29	92545AN	130084-0143	B-13
69W76	130147-0175	D-5, D-44	8575-MH	130110-0038	A-30	92545BN	130084-0144	B-13
69W77	130147-0176	D-5, D-45	8575-MH-PS	130110-0050	A-30	92546N	130084-0145	B-13
69W81	130147-0177	D-5, D-54	8664	130142-0051	D-6, D-78, D-133	92561N	130084-0146	B-13
69W82	130147-0178	D-5, D-55	8665	130142-0052	D-6, D-78, D-133	92562AN	130084-0147	B-13
69W83	130147-0179	D-5, D-56	9206	130083-0222	B-10	92562BN	130084-0148	B-13
70W33A123	130138-0076	E-31	9208	130083-0223	B-10	92564N	130084-0149	B-13
70W33A123GF	130138-0077	E-31	9224	130083-0224	B-10, B-11	92581N	130084-0150	B-13
70W33L123	130138-0079	E-31	9224-1610S	130083-0766	B-11	92582N	130084-0151	B-13
70W33M123	130138-0081	E-31	9224-86	130083-0767	B-11	92583N	130084-0152	B-13
70W33M123GF	130138-0082	E-31	9228	130083-0225	B-10, B-11	92631	130085-0359	B-14
70W47A143GF	130138-0083	E-31	9228-106US	130083-0772	B-11	92632	130085-0360	B-14
70W47L143	130138-0085	E-31	9228-1610S	130083-0773	B-11	92633	130085-0361	B-14
70W47L143GF	130138-0086	E-31	9228-86	130083-0775	B-11	92642	130085-0363	B-14
70W47M143	130138-0087	E-31	9234	130083-0227	B-10	92643	130085-0364	B-14
70W47M143GF	130138-0088	E-31	9238	130083-0228	B-10	92661	130085-0365	B-14
71-4220	130203-1295	F-7, F-13	92401	130083-0229	B-10	92663	130084-0155	B-13
75W47L143	130135-0322	E-31	92402	130083-0230	B-10	92681	130085-0366	B-14
7764N	130155-0122	D-111	92411	130083-0231	B-10	92702	130085-0367	B-14
7765N	130155-0123	D-111	9242	130084-0318	B-10	92712	130085-0368	B-14
77W47M123GF	130138-0095	E-31	92433	130083-0232	B-10, B-12	92726	130085-0949	B-14
8500	130091-0192	A-30	92433-1533	130083-0781	B-12	92733	130085-0370	B-14
85000	130141-0070	D-65	92433-1547	130083-0782	B-12	92735	130085-0905	B-14
85002	130141-0071	D-65	92433-3000	130083-0784	B-12	92736	130085-0372	B-14
8500M	130110-0021	A-30	92433-3070G	130083-0786	B-12	92742	130085-0373	B-14
85050	130144-0075	D-66, D-136	92433-3080	130083-0787	B-12	92743	130085-0374	B-14
85053	130144-0076	D-73	92434	130083-0233	B-10, B-12	92744	130085-0375	B-14
8506	130135-0323	A-30	92434-3080	130083-0913	B-12	92745	130085-0376	B-14
8506M	130110-0022	A-30				92746	130085-0377	B-14
						92762	130085-0379	B-14

Woodhead No. Index

<i>Woodhead No.</i>	<i>Order No.</i>	<i>Page</i>	<i>Woodhead No.</i>	<i>Order No.</i>	<i>Page</i>	<i>Woodhead No.</i>	<i>Order No.</i>	<i>Page</i>
92764	130085-0025	B-14	980A-83	130091-0030	B-6	CS8365N	130155-0157	D-7, D-109
92782	130085-0381	B-14	990	130091-0045	B-5, B-6, B-7	CS8369	130155-0158	D-7, D-109
92783	130085-0382	B-14	990-106US	130091-0049	B-7	CS8375	130155-0159	D-7, D-109
930	130087-0057	B-19	990-1547	130091-0053	B-8	CS83W64	130155-0160	D-4, D-47
9306	130083-0247	B-10	990-1610S	130091-0055	B-7	CS83W65	130155-0161	D-4, D-47
9308	130083-0248	B-10	990-271US	130091-0056	B-7	CS84W64	130155-0166	D-4, D-34
930B123	130087-0058	B-19	990-3000	130091-0057	B-8	CS84W65	130155-0167	D-4, D-34
930B143	130087-0059	B-19	990-3070G	130091-0059	B-8	DA230	130161-0005	B-20
930D123	130087-0063	B-19	990-83	130091-0061	B-6	DA300	130161-0006	B-20
930D143	130087-0064	B-19	990-86	130091-0062	B-6	DA330	130161-0007	B-20
9358	130083-0249	B-10, B-11, B-12	990A-83	130091-0064	B-6	DB350	130161-0009	B-20
9358-106US	130083-0250	B-11	997	130091-0085	B-5	DB400	130161-0012	B-20
9358-1547	130083-0252	B-12	997-1547	130091-0087	B-8	DB450	130161-0014	B-20
9358-1610S	130083-0852	B-11	997-3000	130091-0090	B-8	DW4F20	130150-0325	D-60
9358-3070G	130083-0254	B-12	997-3070G	130091-0094	B-8	DW4M20	130150-0320	D-60
9363	130083-0262	B-10	997L	130091-0210	B-5	DW730-30F	130155-0190	D-60
9367	130083-0263	B-10	997L-1547	130091-0213	B-8	DW730-30M	130155-0182	D-60
9383	130083-0264	B-10, B-12	997L-2547	130091-0211	B-8	DW730-30R	130155-0183	D-60
9383-1533	130083-0265	B-12	997L-3000	130091-0214	B-8	DW760-60F	130155-0184	D-60
9383-1547	130083-0266	B-12	997L-3070G	130091-0212	B-8	DW760-60M	130155-0185	D-60
9383-3000	130083-0269	B-12	998	130091-0202	B-5	DW760-60M38	130155-0192	D-60
9383-3070G	130083-0270	B-12	998-1533	130091-0203	B-8	DW760-60M75	130155-0186	D-60
9383-3080	130083-0271	B-12	998-3070G20	130091-0204	B-8	DW760-60R	130155-0187	D-60
9385	130083-0279	B-10, B-12	998-3080	130091-0201	B-8	ERA4000	130083-0286	B-20
9385-3080	130083-0280	B-12	998L	130091-0205	B-5	ERA4040	130083-0287	B-20
9394	130083-0284	B-10	998L-1533	130091-0208	B-8	ERA4150	130083-0288	B-20
945-1547	130090-0008	B-8	998L-2747	130091-0206	B-8	ERA4250	130083-0289	B-20
945-3	130090-0009	B-5, B-6, B-7	998L-3070G20	130091-0207	B-8	ERA4940	130083-0291	B-20
945-3-86	130090-0010	B-6	998L-3080	130091-0209	B-8	SBG2500	130110-0042	A-30
9501	130226-1600	B-14	CS6364N	130155-0133	D-108	SBS2500	130110-0043	A-30
9503	130226-1601	B-14	CS6365N	130155-0134	D-108	STR101	130112-0246	A-37
9504	120226-1602	B-14	CS6369	130155-0135	D-7, D-108	STR105	130112-0258	A-37
9505	130086-0177	B-14	CS6375	130155-0137	D-7, D-108	WT3C-20	130109-0017	A-22
963	130090-0015	B-7	CS63W64	130155-0141	D-4, D-46	WT3F-20	130109-0020	A-23
965	130090-0018	B-7	CS63W65	130155-0142	D-4, D-46	WT6C-25	130109-0026	A-22
966	130090-0019	B-8	CS8164N	130155-0144	D-7, D-110	WT6C-50	130109-0027	A-22
980	130091-0013	B-5, B-6, B-7	CS8165N	130155-0145	D-7, D-110	WT6F-25	130109-0028	A-23
980-1610S	130091-0020	B-7	CS8169	130155-0146	D-7, D-110	WT6F-50	130109-0029	A-23
980-271US	130091-0021	B-7	CS8175	130155-0147	D-7, D-110	Y560B	130150-0280	D-119
980-3000	130091-0023	B-8	CS81W64	130155-0148	D-4, D-47	Y560CF	130150-0282	D-119
980-3070G	130091-0025	B-8	CS81W65	130155-0149	D-4, D-47	Y560PF	130150-0284	D-119
980-83	130091-0027	B-6	CS82W64	130155-0154	D-4, D-34	Y560R	130150-0285	D-119
980-86	130091-0028	B-6	CS82W65	130155-0155	D-4, D-34	Y561R	130150-0287	D-119
			CS8364N	130155-0156	D-7, D-109			

All trademarks used herein are the property of their respective owners. Reference to any non-Molex trademarks is not intended to claim any endorsement or association between Molex and the respective trademark owners, and should not be construed.

