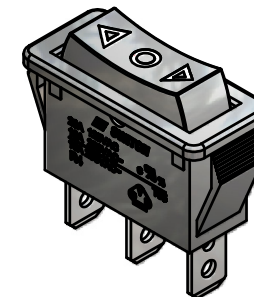
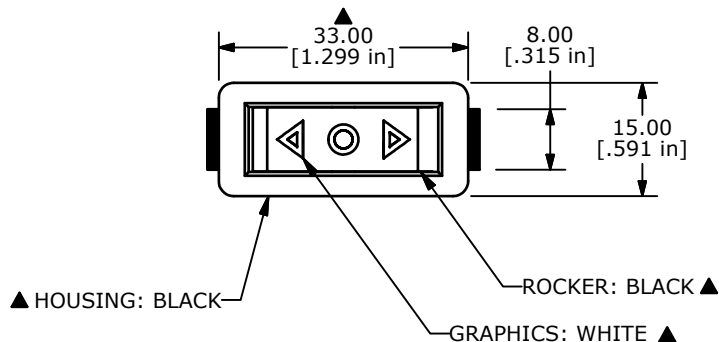
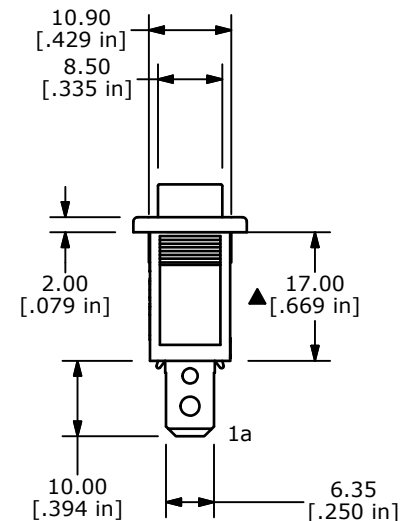
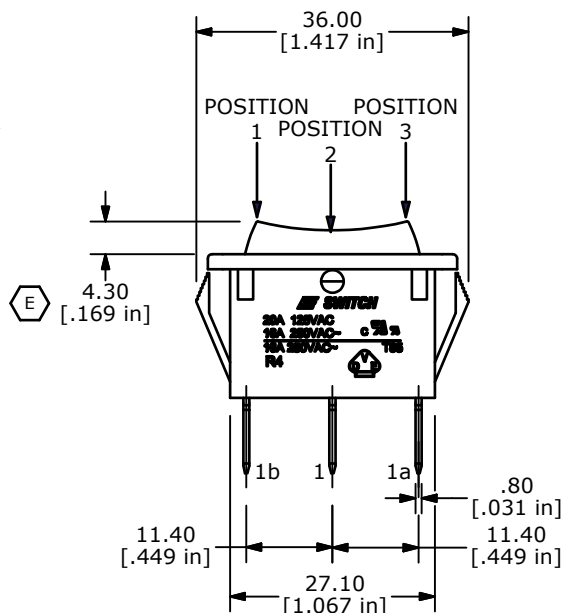
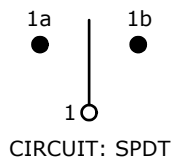


RECOMMENDED PANEL MOUNTING

PANEL THICKNESS	X± 0.05
0.75-1.25	29.65
1.25-2.00	30.15
2.00-3.00	30.50



SWITCH FUNCTION		
POS. 1	POS. 2	POS. 3
(ON)	OFF	(ON)
1-1a	OPEN	1-1b



NOTES:

- ALL DIMENSIONS IN MM [INCH]
- GENERAL TOLERANCE: X.X=± 0.4
X.XX=± 0.25
- TERM. NOS. FOR REF. ONLY
- RATING: 10A 250VAC, 15A 125VAC UL APPROVED
10A 250VAC VDE APPROVED
- ELECTRICAL LIFE: OVER 10,000 CYCLES
- MECHANICAL LIFE: OVER 30,000 CYCLES
- CONTACT RESISTANCE: <20 mΩ(INITIAL)
- DIELECTRIC STRENGTH: >1500V 1 min
- INSULATION RESISTANCE: >1,000 mΩ @ 500V DC
- OPERATING TEMPERATURE: TERMINAL SIDE -20°C to 85°C
ROCKER SIDE -20°C to 55°C
- ▲ DENOTES CRITICAL PARAMETER
- 2002/95/EC (ROHS) COMPLIANT

F	20101	CORRECT RATING	08/17/11	BMA
E	19941	CORRECT ACTUATOR HEIGHT DIM	05/11/11	BMA
D	19871	UPDATE DRAWING	04/25/11	BMA
REV	PCR NO	DESCRIPTION	DATE	BY

THE INFORMATION CONTAINED IN THIS DOCUMENT IS PROPRIETARY TO E-SWITCH AND IS NOT TO BE COPIED OR TRANSFERRED



TITLE R4GBLKBLKHFO				
SCALE 1:1	DATE 2/27/2006	DR --	DWG M040119	REV F