

Thermofit[®] Molded Parts Specification Control Drawing

Part Number : 222F232-X-02

Description : Boot, 90°
With Lip

LIMITED DISTRIBUTION

NOTES

- All dimensions are in inches.
- Dimensions appearing in table are as follows:
 - a - As Supplied
 - b - After Unrestricted Recovery
- Coating is optional. As supplied dimensions appearing in table are for uncoated parts. When coating is added, entry diameters will be reduced by .06 max.
- "S" & "T" dimensions apply to a minimum of 240° of the circumference.

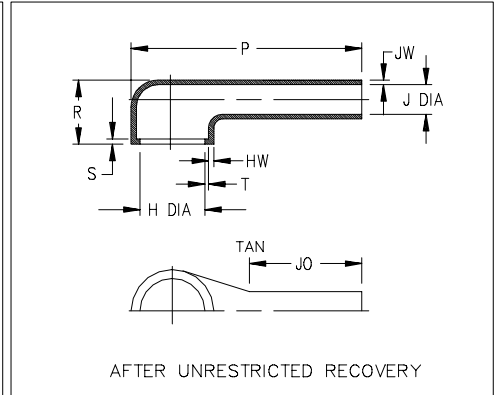
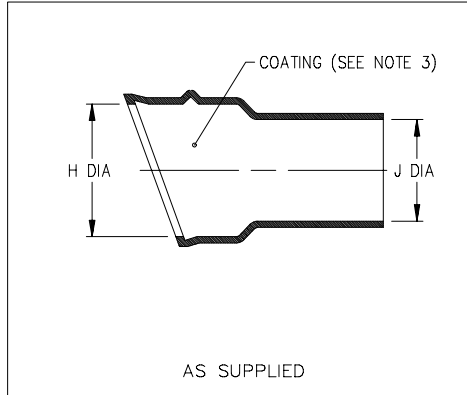


TABLE OF DIMENSIONS

PART NUMBER	H		J		P ±10%	R ±10%	JO ±10%	HW +.06/- .03	JW ±.03	S +.06/- .03	T ±.03
	Min a	Max b	Min a	Max b							
222F232-X-02	1.22	.73	.96	.35	3.55	.82	2.29	.07	.06	.07	.05



RAYCHEM CORPORATION
300 CONSTITUTION DRIVE
MENLO PARK, CALIFORNIA 94025
(415) 361-6055

Revision : B

Date : 9/27/90

Part Number : 222F232-X-02

Description : Boot, 90°
With Lip

CAD FILE MP90260

Thermofit[®] Molded Parts Specification Control Drawing

LIMITED DISTRIBUTION

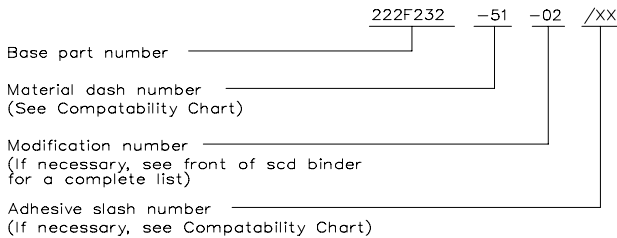
Part Number : 222F232-X-02

Description : Boot, 90°
With Lip

COMPATABILITY CHART

MATERIAL DASH NO.	MATERIAL DESCRIPTION	RT SPEC	COATING SLASH NO.	COATING S NO.	COATING DESCRIPTION
-51	Flexible EPB	RT-1321	/164	S-1124	Adhesive

ORDERING INFORMATION



THIS DRAWING IS SUBJECT TO CHANGE WITHOUT NOTICE; CONSULT YOUR NEAREST FIELD REPRESENTATIVE FOR CURRENT REVISION

**If this document is printed it becomes uncontrolled.
Check for the latest revision.**



RAYCHEM CORPORATION
300 CONSTITUTION DRIVE
MENLO PARK, CALIFORNIA 94025
(415) 361-6055

Revision : B

Date : 9/27/90

Part Number : 222F232-X-02

Description : Boot, 90°
With Lip