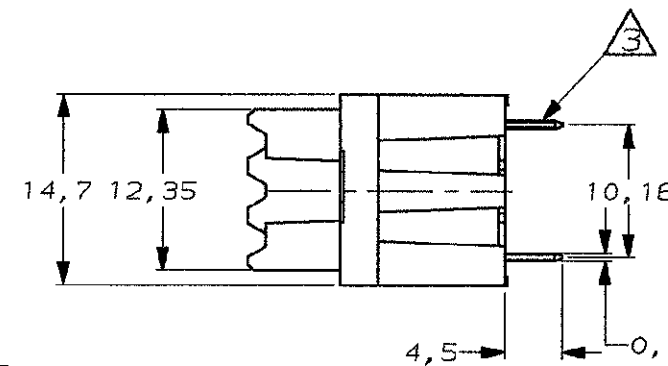
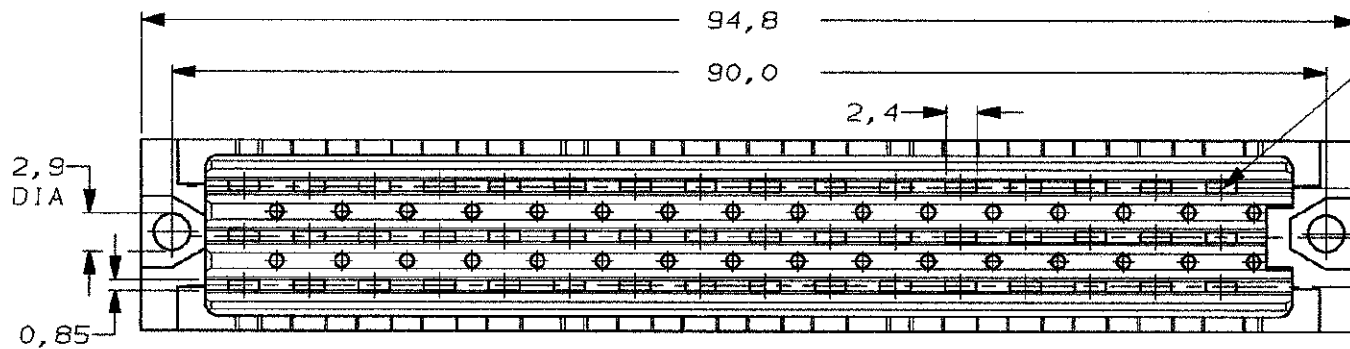
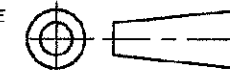


DO NOT SCALE
DIMENSIONS IN mm

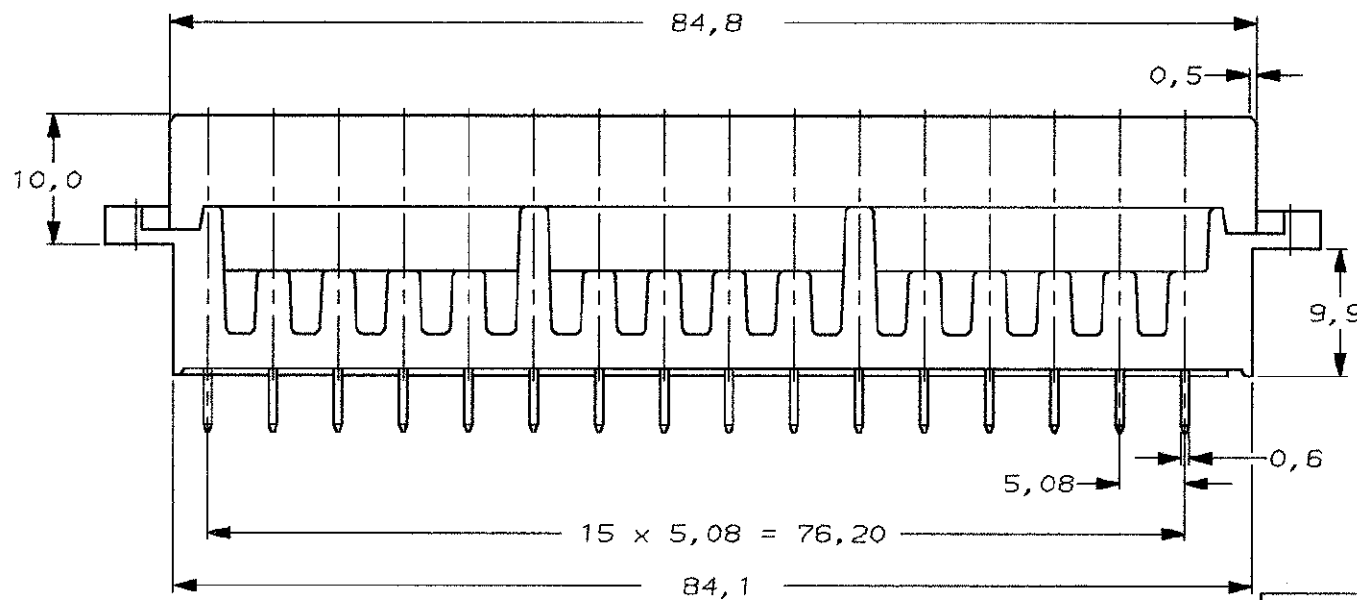
METRIC

THIRD ANGLE
PROJECTION



NOTES :

- ① MATERIAL :
- HOUSING : POLYESTER G.F.
COLOUR : GREY.
- CONTACTS : PHOSPHORBRONZE.
- ② FINISH :
-1 AT CONTACT AREA 1,25 μm AU OVER 1,25 μm NI.
AT POST AREA 2,5 μm Sn/Pb OVER 1,25 μm NI.
-4 SAME AS -1 ONLY 0,8 μm AU.
-7 SAME AS -1 ONLY 2,0 μm AU.
-8 SAME AS -1 ONLY 0,4 μm AU.
- ③ SOLDERPOSTS SUITABLE FOR 0,80 OR 1,0 NOM DIA HOLES.



ROW Z	X	X	X	X	X	X	X	X	X	X	X	X	X	X	X	X
POS	32	30	28	26	24	22	20	18	16	14	12	10	8	6	4	2

AN ASTERISK ,,X'' DENOTES A CONTACT.

0--8 OBSOLETE
0--7 OBSOLETE
0--1 OBSOLETE

SEE NOTE

SEE NOTE



166951-8

166951-7

166951-4

166951-1

				FINISH	MATERIAL	PARTNUMBER
-	-	-	-	-	-	166951-8
-	-	-	-	-	-	166951-7
-	-	-	-	-	-	166951-4
-	-	-	-	-	-	166951-1
CUSTOMER DRAWING FOR REFERENCE ONLY WILL NOT BE UPDATED						
© COPYRIGHT 19- BY AMP-HOLLAND B.V. ALL INTERNATIONAL RIGHTS RESERVED. AMP PRODUCTS MAY BE COVERED BY U.S. AND FOREIGN AND/OR PATENTS PENDING.						
THIS DRAWING IS UNPUBLISHED RELEASED FOR PUBLICATION, 19-						
H	EH-0467-96	J.G.	J.G.	27-05-97	AMP-HOLLAND B.V. 's-Hertogenbosch, The Netherlands.	
G	H-10021	R.D.	JvG	27-08-92		
F	H-9442	JvL	JvG	17-01-92		
LTR.	REVISION RECORD	DR.	CHK.	DATE	NAME 2x16 POS. TYPE F FEMALE B.T.B. SOLDER CONNECTOR	
DR.	J.V.LIEMPT.	CHK.	J.GIBBELS	APP.	-	DWG.No. C-166951
DATE:	17 JAN. 1992	DATE:	27-5-97	DATE:	-	REV.LTR. H SHEET 1 OF 1

8 7 6 5 4 3 2 1