


Max. 274 m³/h

AC centrifugal fans

Ø 176 x 54 mm



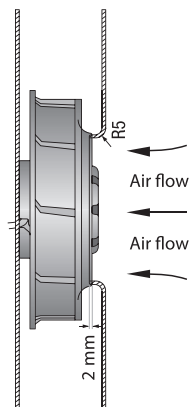
- **Material:** Scroll housing: GRP¹⁾ (PBT)
Impeller: GRP¹⁾ (PA)
with sheet steel reinforced
 - **Direction of air flow:** centrifugal
 - **Direction of rotation:** Counterclockwise,
looking towards rotor
 - **Connection:** To 2 single wires AWG 18.
 - **Highlights:** Backward-curved impeller
 - **Weight:** 1.0 kg
- **Possible special versions:**
(See page 12)
- Moisture protection

1) Fiberglass-reinforced plastic

Series RER 160

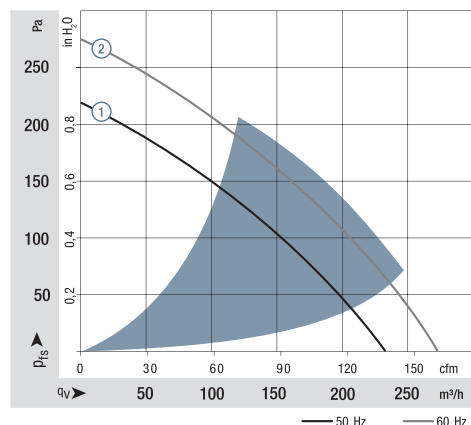
Nominal data	Air flow		Nominal voltage	Frequency	Sound power level	Sinter sleeve bearings Ball bearings		Power consumption	Nominal speed	Temperature range	Service life L ₁₀ at 40 °C		Curve
	m ³ /h	cfm				VAC	Hz				Bel(A)	□ / ■	
RER 160-28/56S	234	138	230	50	6.6	□	■	45.0	2 800	-30...+60	30 000 / 20 000	①	
RER 160-28/06S	274	161	115	60	6.8	□	■	46.0	3 250	-30...+70	30 000 / 15 000	②	

Subject to change



The air flow and sound level of the centrifugal fans without external housing depend on their individual installation conditions. The stated air flow and noise levels have been measured under the following conditions:

Centrifugal fan mounted on a base plate
260 x 260 mm.
Cover plate 260 x 260 mm with an air inlet of
Ø 100 mm, concentric to the impeller.



Air performance measured according to: ISO 5801.
Installation category A, with ebm-papst inlet ring without contact protection.
Noise: Total sound power level L_{WA} ISO 103002 measured on a hemisphere with a distance of 2 m.
Sound pressure level L_{PA} measured at 1 m distance from fan axis.
The values given are applicable only under the specified measuring conditions and may differ depending on the installation conditions.
In the event of deviation from the standard configuration, the parameters must be checked after installation!
For detailed information see
http://www.ebmpapst.com/general_conditions

