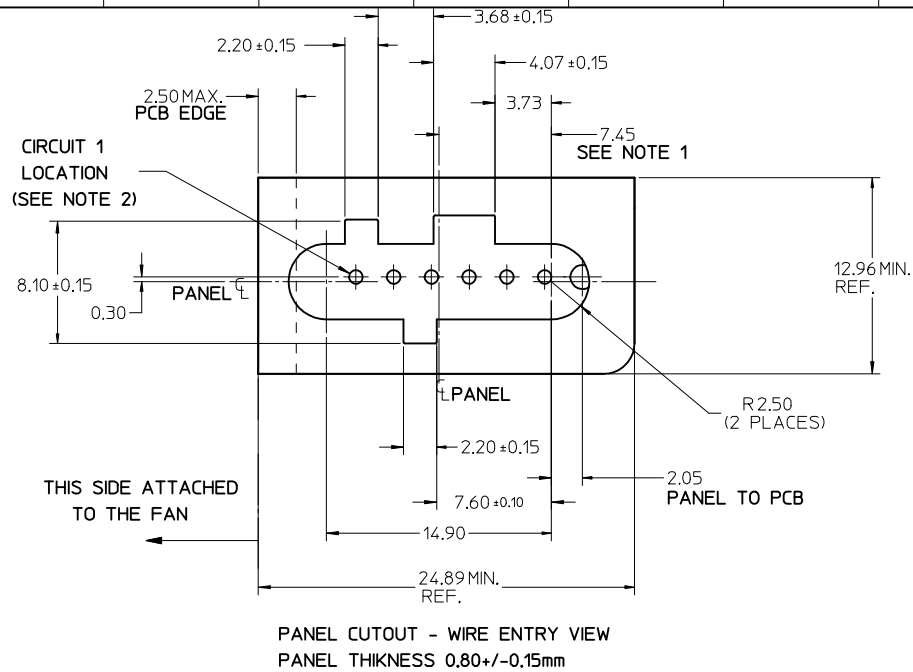


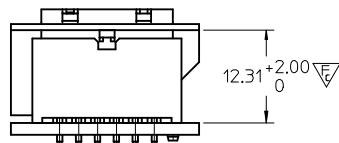
TERMINALS ARE TO BE ORIENTED AND LOADED INTO THE HOUSING AS SHOWN ABOVE

- NOTES:
1. MATERIAL: POLYESTER, UL94V-0, COLOR: BLACK.
 2. PRODUCT SPEC - PS-45579-001.
 3. USE FEMALE CRIMP TERMINAL, 08-70-1047 ONLY. (NOTE THE ORIENTATION OF TERMINALS).
 4. PART MATES WITH MOLEX HEADER SERIES 46511.
 5. PACKAGING: BULK.
 6. SEE PAGE 2 OF 2 FOR PANEL CUTOUT DIMENSIONS AND THE ALLOWED BOARD TO PANEL MISALIGNMENT.
 7. WHEN THIS PRODUCT IS USED IN A BLIND MATING APPLICATION THE SYSTEM LEVEL DESIGN MUST INCORPORATE GUIDANCE SO THE CONNECTORS ARE WITHIN THE CAPTURE ENVELOPE OF THE FLANGES ON THE HEADER OR PLUG HOUSING AND CAN THUS ALIGN THEMSELVES AS THEY COME TOGETHER. FLOAT IS ALSO REQUIRED IN THE OVERALL DESIGN, TO ALLOW THE PCB RECEPTACLE OR IT'S MATE TO MOVE INTO A STRESS-FREE POSITION AFTER MATING.
 8. THIS PART CONFORMS TO CLASS B REQUIREMENTS OF COSMETIC SPEC PS-45499-002
 9. USE TOOL NUMBER 63813-1400 TO REMOVE TERMINAL FROM HOUSING WHEN NECESSARY. CAUTION: TERMINALS MUST NOT BE REUSED AFTER REMOVAL.

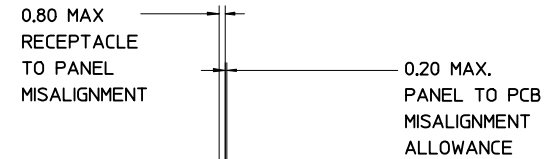
ADDED DIM IN PANEL-CUTOUT IEC NO: I2015-0178 DRAWING: DRWINGBRO2 CHKD: APPR: KPRASAD 2015/06/15 2015/06/17	QUALITY SYMBOLS	GENERAL TOLERANCES (UNLESS SPECIFIED)		DIMENSION STYLE MM ONLY		SCALE 4:1	DESIGN UNITS METRIC	THIRD ANGLE PROJECTION
	▽=0	mm	INCH	DRAWN BY	DATE	RECEPTACLE HOUSING SINGLE ROW SPOX BMI 6CKT molex DOCUMENT NO. SD-46528-001 SHEET NO. 1 OF 2		
	▽=3	4 PLACES ± ---	± ---	DROSCA	04/19/2007			
	▽=0	3 PLACES ± ---	± ---	CHECKED BY	DATE			
	2 PLACES ± 0.13	± ---	JCOMERC I	04/19/2007				
	1 PLACE ± 0.25	± ---	APPROVED BY	DATE				
	0 PLACE ±	±	JCOMERC I	04/19/2007				
	ANGULAR ±1/2°		MATERIAL NO.					
	DRAFT WHERE APPLICABLE MUST REMAIN WITHIN DIMENSIONS		SIZE	46528-0001				
			C	THIS DRAWING CONTAINS INFORMATION THAT IS PROPRIETARY TO MOLEX INCORPORATED AND SHOULD NOT BE USED WITHOUT WRITTEN PERMISSION				



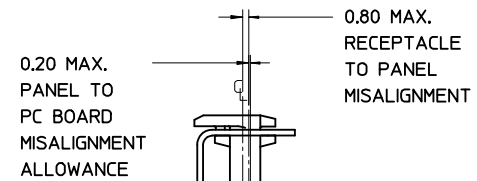
PANEL CUTOUT - WIRE ENTRY VIEW
PANEL THICKNESS 0.80+/-0.15mm



PANEL TO PCB BOARD STACK HEIGHT



1.00 MAX.
RECEPTACLE
TO PLUG
MISALIGNMENT



1.00 MAX.
RECEPTACLE
TO PLUG
MISALIGNMENT

NOTES:

- USE THIS DIMENSION TO ESTABLISH CENTERLINE OF THE PANEL CUTOUT
- CIRCUIT 1 IS THE FIRST-MAKE LAST BREAK CIRCUIT

SEE SHEET 1 EC NO: 12015-0178 DRAWN: BRO2 CHKD: APPR: KPRASAD	2015/06/15 2015/06/17Z	QUALITY SYMBOLS ▽=0 ▽=1 ▽=0	GENERAL TOLERANCES (UNLESS SPECIFIED)		DIMENSION STYLE MM ONLY		SCALE 2:1	DESIGN UNITS METRIC	THIRD ANGLE PROJECTION
			mm	INCH	DRAWN BY DROSCA	DATE 04/19/2007	TITLE RECEPTACLE HOUSING SINGLE ROW SPOX BMI 6CKT		
A5	REV	DESCRIPTION	4 PLACES	± ---	± ---	CHECKED BY JCOMERC I	DATE 04/19/2007	DOCUMENT NO. SD-46528-001	SHEET NO. 2 OF 2
			3 PLACES	± ---	± ---	APPROVED BY JCOMERC I	DATE 04/19/2007		
			2 PLACES	± 0.13	± ---				
			1 PLACE	± 0.25	± ---				
			0 PLACE	±	±				
			ANGULAR ±1/2°		MATERIAL NO. 46528-0001				
			DRAFT WHERE APPLICABLE MUST REMAIN WITHIN DIMENSIONS		SIZE C		THIS DRAWING CONTAINS INFORMATION THAT IS PROPRIETARY TO MOLEX INCORPORATED AND SHOULD NOT BE USED WITHOUT WRITTEN PERMISSION		