

Edge mark on first conductor

17,78

1,27 ± 0,08

AWG 28/7

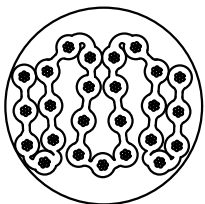
Grey

0,89 ± 0,08

Cross section at flat

0,64 ± 0,18

13 x 1,27 = 16,51 ± 0,18



Wire ————— Tinned copper

Gauge ————— AWG 28/7 0,089 mm²

Voltage rating ————— 300 Vr.m.s

Current rating ————— 1,3 A at 10°C rise above ambient

Capacity unbalanced ————— 78,7 pF/m nominal at 1MHz

Impedance unbalanced ————— 75 Ω nominal

Conductor resistance ————— 225 mΩ/m

Propagation delay ————— 5,25 ns/m nominal

Insulation material ————— PVC

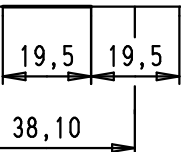
Temperature rating ————— -20°C (operating) | to +105°C
-30°C (static)

Insulation resistance ————— 10 000 MΩ/km

Approvals ————— UL Listed PLCC-CL2
CSA Certified AWM FT-1

Slit section

∅ 7,37



④

③

②

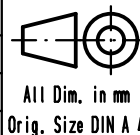
①

- ① : Flat cable, AWG 28/7
- ② : Aluminium / Polyester tape (spiral wrap)
- ③ : 85% minimum coverage tinned copper braid
- ④ : Outer jacket: black PVC

A

09 18 014 7010	100 m (328 feet)
09 18 014 7007	30,48 m (100 feet)
Part number	Length per reel

			Dot.	Name
			Detail.	12/10/05 JMDR
			Insp.	
EC01911	25/05/10	SC	Stand.	
34608	19/09/07	PK		
33239	12/10/05	JMDR		
Mod.	Dot.	Name	HARTING EURL F-95972 Paris	



All Dim. in mm
Orig. Size DIN A 4

SEK 18 round flat cable, shielded, 14 poles

Maßstab/
Scale

TB 09 18 014 70XX

Blatt/ Page
1 / 2

Sub.