

Contact insert - HC-QA-B 10-BU/PEL - 1678842

Please be informed that the data shown in this PDF Document is generated from our Online Catalog. Please find the complete data in the user's documentation. Our General Terms of Use for Downloads are valid (<http://download.phoenixcontact.com>)



HEAVYCON terminal adapter female insert, B10 series, 10-pos., protective conductor connection on the left for the right side of the control cabinet, QUICKON connection; contact inserts with screw, crimp, Push-in and QUICKON connection can be used as mating connectors.



Key commercial data

Packing unit	1 PCE
Weight per Piece (excluding packing)	150.25 GRM
Custom tariff number	85369010
Country of origin	Germany

Technical data

Dimensions

Terminal adapter width	39.5 mm
Height	34 mm

Ambient conditions

Ambient temperature (operation)	-40 °C ... 125 °C
---------------------------------	-------------------

Electrical characteristics

Note	For HEAVYCON ADVANCE panel mounting flange and HEAVYCON panel mounting base of type B10. Contact inserts with screw, crimp, and QUICKON connections can be used as mating connectors. Connectors may be operated only when there is no load/voltage.
Number of positions	10
Connection in acc. with standard	IEC / EN
Rated surge voltage	4 kV
Rated current	16 A

Mechanical characteristics

Design	B10
--------	-----

Contact insert - HC-QA-B 10-BU/PEL - 1678842

Technical data

Mechanical characteristics

Connection method	QUICKON connection
Conductor cross section	0.5 mm ² ... 1.5 mm ²
Connection cross section AWG	20 ... 16

General

Contact material	Copper alloy
Contact surface material	Ag
Contact carrier material	PA / PC
Pollution degree	3
Surge voltage category	III
Inflammability class according to UL 94	V0
Connection in acc. with standard	IEC / EN
Assembly instructions	Cannot be used for mating connectors with spring-cage and Push-in connections. If the conductor contacts again, it must be cut off above the last contact point.

Classifications

eCl@ss

eCl@ss 4.0	27140816
eCl@ss 4.1	27140816
eCl@ss 5.0	27143424
eCl@ss 5.1	27143424
eCl@ss 6.0	27143424
eCl@ss 7.0	27440209

ETIM

ETIM 2.0	EC000438
ETIM 3.0	EC000438
ETIM 4.0	EC000438
ETIM 5.0	EC000438

UNSPSC

UNSPSC 6.01	30211923
UNSPSC 7.0901	39121522
UNSPSC 11	39121522
UNSPSC 12.01	39121522
UNSPSC 13.2	39121522

Contact insert - HC-QA-B 10-BU/PEL - 1678842

Approvals

Approvals


Approvals


UL Recognized / cUL Recognized / GOST / cULus Recognized


Ex Approvals

Approvals submitted

Approval details

UL Recognized 	
mm ² /AWG/kcmil	18-14
Nominal current I _N	10 A
Nominal voltage U _N	600 V

cUL Recognized 	
mm ² /AWG/kcmil	18-14
Nominal current I _N	9 A
Nominal voltage U _N	600 V

GOST 
--

cULus Recognized 
--

Contact insert - HC-QA-B 10-BU/PEL - 1678842

Accessories

Accessories

Assembly tool

Levering tool - Q-LEVER - 1679728



QUICKON lever tool, with angled head for confined spaces

End block

End clamp - CLIPFIX 35 - 3022218



Quick mounting end clamp for NS 35/7,5 DIN rail or NS 35/15 DIN rail, with marking option, width: 9.5 mm, color: gray

Mounting material

Foot element - HC-KA-FE - 1775240



Foot element, for mounting on DIN rail NS 32, DIN rail NS 35/7.5 or DIN rail NS 35/15, can be inserted between basic and side element

Locking screw barrel - HC-VSH - 1660083



Locking screw barrel, for a firm connection of contact inserts and DIN-rail mountable terminal adapters

Screwdriver tools

Contact insert - HC-QA-B 10-BU/PEL - 1678842

Accessories

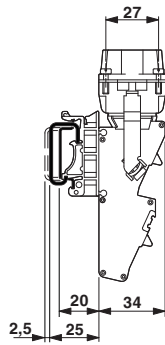
Screwdriver - SZF 1-0,6X3,5 - 1204517



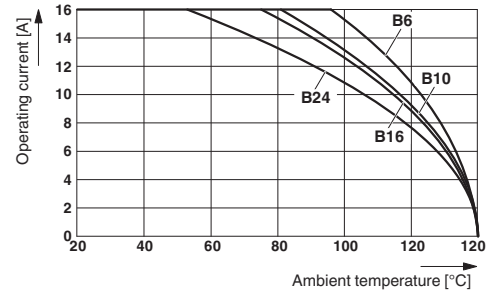
Actuation tool, for ST terminal blocks, also suitable for use as a bladed screwdriver, size: 0.6 x 3.5 x 100 mm, 2-component grip, with non-slip grip

Drawings

Dimensioned drawing



Diagram



Contact insert - HC-QA-B 10-BU/PEL - 1678842

Dimensioned drawing

