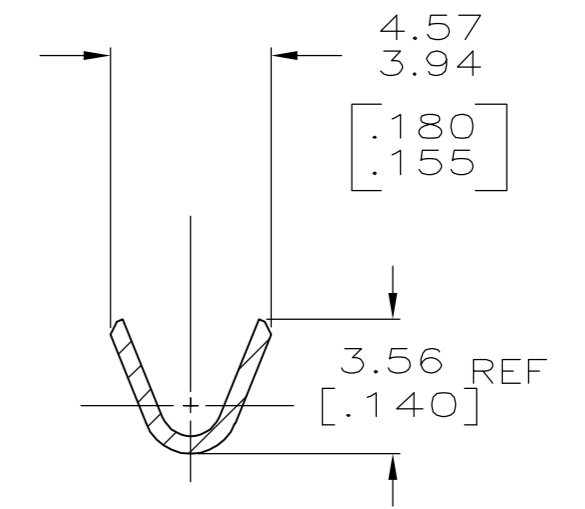
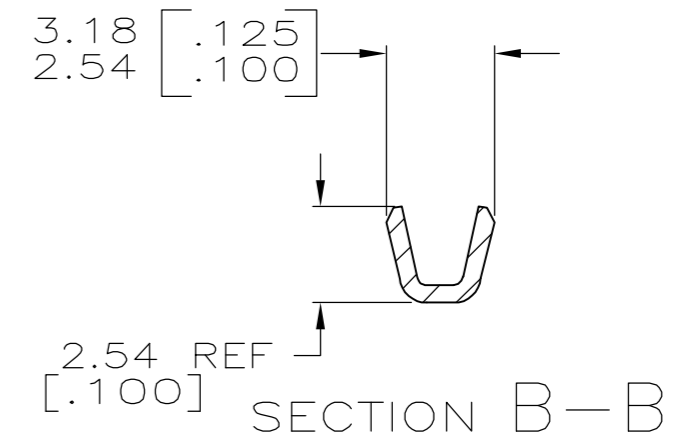
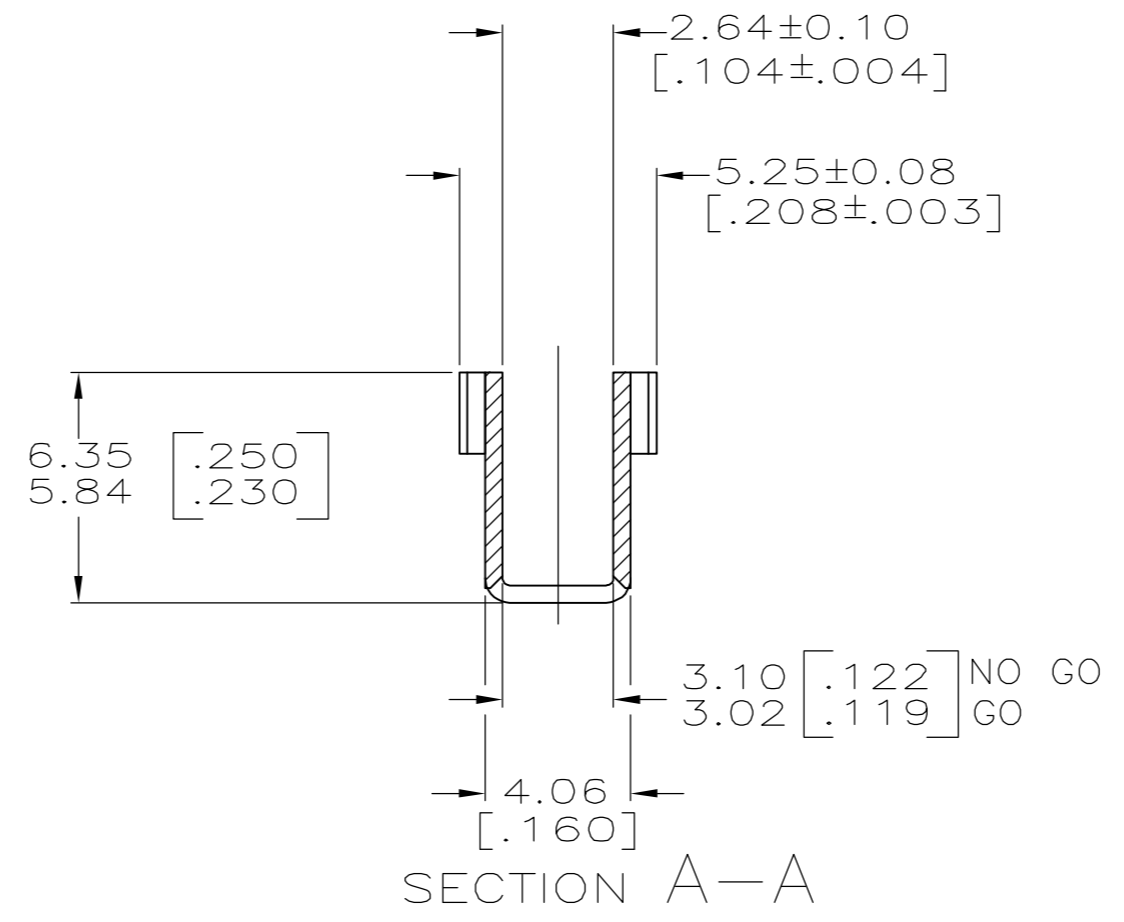
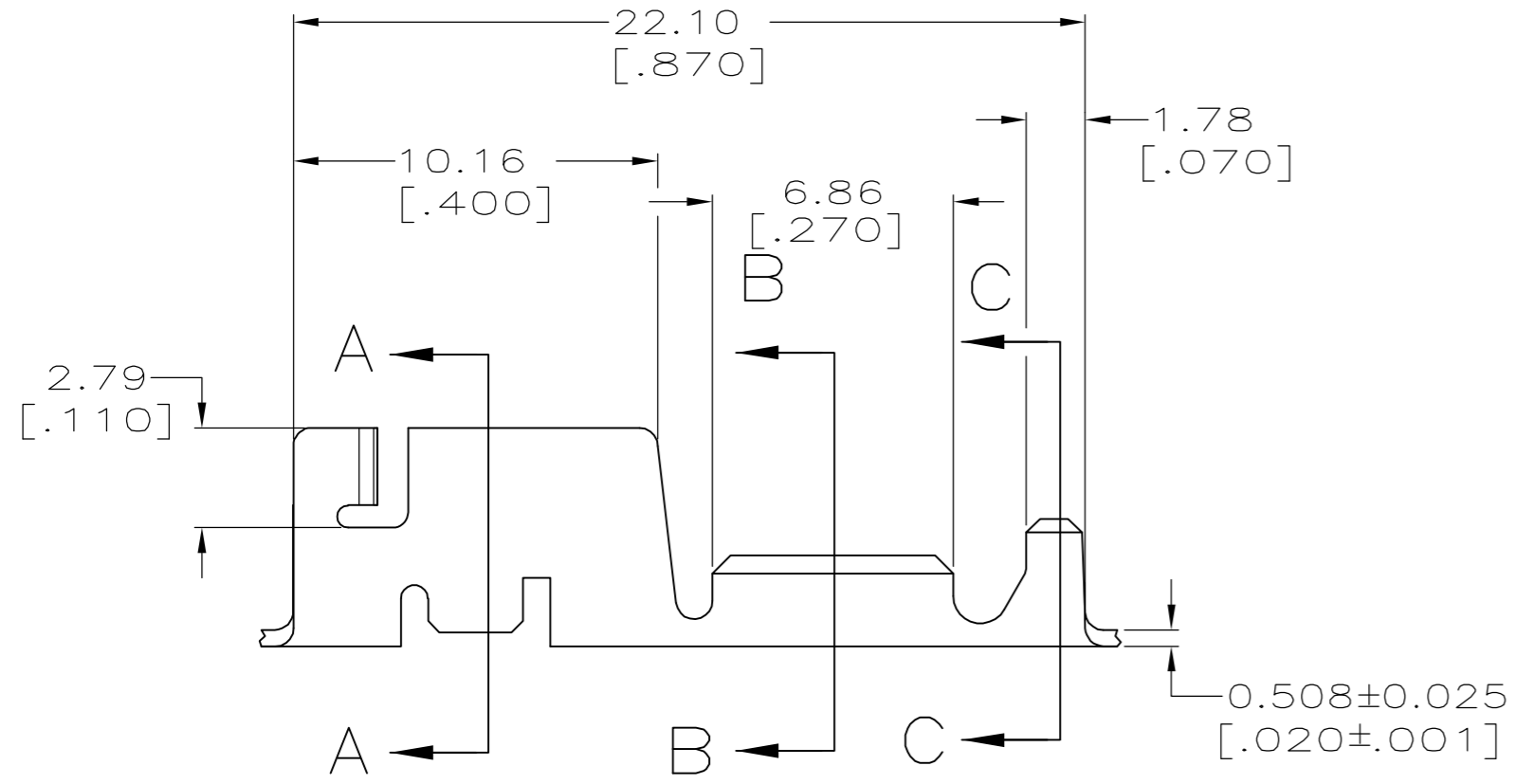
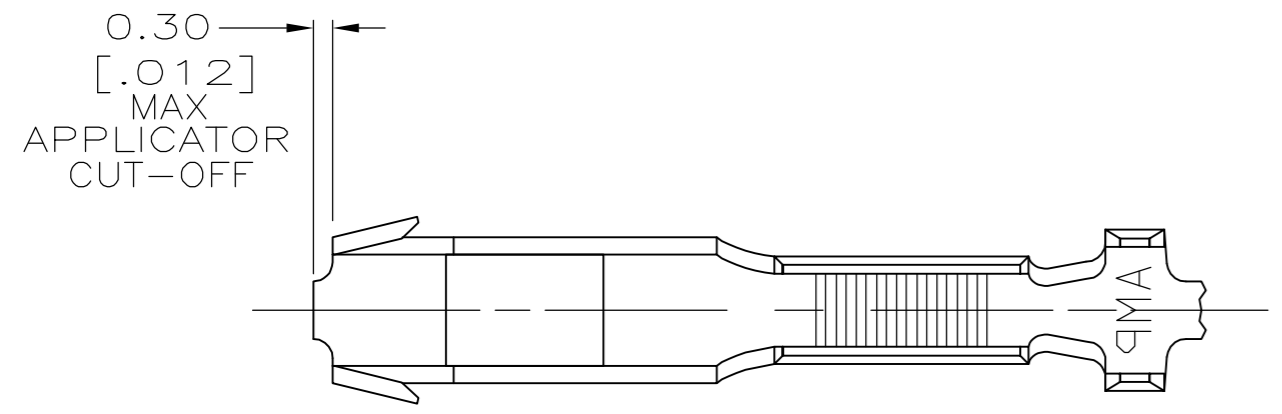


THIS DRAWING IS UNPUBLISHED. RELEASED FOR PUBLICATION
 © COPYRIGHT BY TYCO ELECTRONICS CORPORATION. ALL RIGHTS RESERVED.

LOC		DIST		REVISIONS			
P	LTR	DESCRIPTION		DATE	DWN	APVD	
AF	50	E		REV PER ECR-05-018642	19APR06	HMR	GP

1 CONTINUOUS STRIP ON REELS WITH TERMINALS LOCATED ON 23.75 [.935] CENTERS.



1.52-2.54 DIA [.060-.100]	400-1600 CMA	1217172-1
INSULATION RANGE	WIRE RANGE	PART NUMBER

THIS DRAWING IS A CONTROLLED DOCUMENT.		DWN 29JUN1999 MICHAEL S. FEHER	tyco Tyco Electronics Corporation	
DIMENSIONS: mm [INCHES]		CHK 06JUL1999 PETE DESANTIS	Harrisburg, PA 17105-3608	
TOLERANCES UNLESS OTHERWISE SPECIFIED:		APVD 06JUL1999 PETE DESANTIS	NAME	
0 PLC ± -		PRODUCT SPEC	RECEPTACLE, CLUSTER PIN, AMPLIVAR™, 3.18[.125] DIA	
1 PLC ± -		108-2008	SIZE	RESTRICTED TO
2 PLC ± 0.25 [.010]		APPLICATION SPEC	CAGE CODE	
3 PLC ± -		114-2019	DRAWING NO	
4 PLC ± -		WEIGHT	SCALE	
ANGLES ± -		FINISH	SHEET	
MATERIAL H03 PHOSPHOR BRONZE		POST TIN	REV	
		CUSTOMER DRAWING	1217172	
			5:1	
			1 of 1	
			E	